

**PEACE RIVER MANASOTA REGIONAL WATER SUPPLY AUTHORITY
BOARD OF DIRECTORS MEETING**

AGENDA

January 31, 2020 @ 9:30 a.m.

Peace River Facility
Water Quality/Training Center
8998 SW County Road 769 (Kings Highway), Arcadia, Florida

Additional information may be obtained by contacting the Peace River Manasota Regional Water Supply Authority, 9415 Town Center Parkway, Lakewood Ranch, Florida 34202 or through the Authority's website www.regionalwater.org. Persons with disabilities who need assistance may call (941) 316-1776 at least two business days in advance to make appropriate arrangements. No Stenographic record by a certified court reporter is being made of this meeting. Accordingly, any person who may seek to appeal any decisions involving the matters noticed herein will be responsible for making verbatim record of the testimony and evidence at this meeting which may be necessary to appeal such decisions.

BOARD OF DIRECTORS

Commissioner Ken Doherty, Charlotte County, Chairman
Commissioner Priscilla Trace, Manatee County, Vice Chairman
Commissioner Alan Maio, Sarasota County
Commissioner Elton Langford, DeSoto County

CALL TO ORDER

INVOCATION

Commissioner Elton Langford

PLEDGE OF ALLEGIANCE

Led by the Board

WELCOME GUESTS

HOST ADMINISTRATOR REMARKS

Patrick Lehman, Executive Director

PUBLIC COMMENTS

Open to the Public - Three (3) minute time limit per person. Anyone wishing to address the Board on any agenda item or non-agenda issue should complete a 'request to speak' card and hand it to the recording clerk.

RESOLUTIONS/PRESENTATIONS

1. Recognition of Commissioner Langford for his service as Chairman for 2019
2. Employee Service Recognition
3. Public Outreach/Education Awards

CONSENT AGENDA

1. Minutes of December 4, 2019 Board of Directors Meeting
2. Reschedule April 1, 2020 Authority Board meeting for March 30, 2020
3. Year-End Financial Status and Semi-Annual Investment Reports for FY 2019
 - a. Receive and File Year-End Financial Status Report for FY 2019
 - b. Receive and File 'Semi-Annual Investment Report' [September 30, 2019]
4. Property Insurance Renewal for Authority Facilities

5. Update on FP&L ‘Solar Together’ Program
6. Letter of Appreciation for Ray Sandrock as retiring Charlotte County Administrator
7. Professional Services Contract Novation from TKW Consulting Engineers to CONSOR Engineers.

REGULAR AGENDA

1. Water Supply Conditions – Staff Presentation
2. FY 2019 Comprehensive Annual Financial Report and Independent Auditors’ Report
3. Peace River Regional Reservoir No. 3 Project (PR³) Consultant Selection

AUTHORITY BOARD WORKSHOP

The Board of Directors Meeting will recess and reconvene following Authority Board workshop session.

GENERAL COUNSEL’S REPORT

EXECUTIVE DIRECTOR’S REPORT

ROUTINE STATUS REPORTS

1. Hydrologic Conditions Report
2. Check Registers for November and December 2019
3. Regional Integrated Loop System Phase 1 Interconnect Project [U.S. 17 to Punta Gorda]
4. Regional Integrated Loop System Phase 3B Interconnect Project [SR 681 to Clark Road]
5. Filter Covers Project at Peace River Facility
6. Maintenance Facility & Warehouse Construction
7. Integrated Regional Water Supply Master Plan 2020
8. Peace River Basin Report

BOARD MEMBER COMMENTS

PUBLIC COMMENTS

Open to the Public - Three (3) minute time limit per person. Anyone wishing to address the Board on any agenda item or non-agenda issue should complete a ‘request to speak’ card and hand it to the recording clerk.

ANNOUNCEMENTS

Friends of Peace Water, Inc. Annual BBQ

Friday, March 27, 2020 @ 11:30 a.m. – Peace River Facility

Next Authority Board Meeting

~~Wednesday, April 1, 2020 @ 9:30 a.m.~~

Monday, March 30, 2020 @ 9:30 a.m. (pending approval)

Sarasota County Administration Center

Commission Chambers, First Floor

1660 Ringling Boulevard, Sarasota, Florida

Future Authority Board Meetings

May 27, 2020 @ 9:30 a.m. - DeSoto County Administration Building, Arcadia, Florida

August 5, 2020 @ 9:30 a.m. - Charlotte County Administration Center, Port Charlotte, Florida

September 30, 2020 @ 9:30 a.m. - Manatee County Administration Building, Bradenton, Florida

December 2 @ 9:30 a.m. - DeSoto County Turner Agri-Civic Center, Arcadia, Florida

ADJOURNMENT

Visit the Board Meetings page of our website www.regionalwater.org to access the Agenda Packet

Additional information may be obtained by contacting the Peace River Manasota Regional Water Supply Authority, 9415 Town Center Parkway, Lakewood Ranch, Florida 34202 or through the Authority's website www.regionalwater.org. Persons with disabilities who need assistance may call (941) 316-1776 at least two business days in advance to make appropriate arrangements. No Stenographic record by a certified court reporter is being made of this meeting. Accordingly, any person who may seek to appeal any decisions involving the matters noticed herein will be responsible for making verbatim record of the testimony and evidence at this meeting which may be necessary to appeal such decisions.

***PEACE RIVER MANASOTA REGIONAL WATER SUPPLY AUTHORITY
BOARD OF DIRECTORS MEETING
January 31, 2020***

**RESOLUTIONS/PRESENTATIONS
ITEM 1**

**Recognition of Commissioner Langford
for his Service as Chairman for 2019**

The Authority wishes to recognize Commissioner Langford for his service as Chairman of the Peace River Manasota Regional Water Supply Authority Board of Directors.

PEACE RIVER MANASOTA REGIONAL WATER SUPPLY AUTHORITY
BOARD OF DIRECTORS MEETING
January 31, 2020

RESOLUTIONS/PRESENTATIONS
ITEM 2

Employee Service Recognition

The Authority's employees are its most valuable resources. Employee service recognition provides the Board with the opportunity to personally recognize and thank our dedicated employees who have achieved significant milestones in longevity with the Authority.

The Authority is pleased to recognize the following employees for their service.

Milestone	Employee	Position
5 Years	Robert Garcia	Sludge Dewatering Tech. II
	Vondell Nelson	Water Plant Operator 'C'
	Ann Lee	Finance & Administration Manager
10 Years	Alphonse Brackins	Water Plant Operator 'C'

PEACE RIVER MANASOTA REGIONAL WATER SUPPLY AUTHORITY
BOARD OF DIRECTORS MEETING
January 31, 2020

RESOLUTIONS/PRESENTATIONS
ITEM 3

Public Outreach/Education Awards

The Authority's consultant, Environmental PR Group, has received awards from national organizations for the water conservation and water education campaigns for the Authority.


Otter Savewater Conservation Month Outreach/Education	MARCOM Awards: Gold Winner
Peace River Authority Water Security Infographic	Davey Awards: Silver Winner
Water Supplies by the Numbers Water Week Ad	MARCOM Awards: Honorable Mention



GOLD WINNER

2019

Otter Savewater Conservation Month
Outreach/Education
Cartoon



INTERNATIONAL COMPETITION FOR MARKETING & COMMUNICATION PROFESSIONALS

Davey
AWARDS




SILVER WINNER

2019

Peace River Authority
Water Security Infographic

AIVA



— HONORABLE MENTION —

2019

Water Supplies By the Numbers
Water Week Ad



INTERNATIONAL COMPETITION FOR MARKETING & COMMUNICATION PROFESSIONALS

PEACE RIVER MANASOTA REGIONAL WATER SUPPLY AUTHORITY
BOARD OF DIRECTORS MEETING
January 31, 2020

CONSENT AGENDA
ITEM 1

Minutes of December 4, 2019 Board of Directors Meeting

Recommended Action -

Motion to approve minutes of December 4, 2019 Board of Directors meeting.

Draft minutes of the December 4, 2019 Board of Directors meeting are provided for Board approval.

Attachments:

Draft Minutes of December 4 Board of Directors Meeting

Minutes of Board of Directors Meeting
PEACE RIVER MANASOTA REGIONAL WATER SUPPLY AUTHORITY
Manatee County Administration Center
The Honorable Patricia M. Glass Chambers, First Floor
1112 Manatee Avenue West, Bradenton, Florida

December 4, 2019

Board Members Present:

Commissioner Elton Langford, DeSoto County, Chairman
Commissioner Ken Doherty, Charlotte County, Vice Chairman
Commissioner Priscilla Trace, Manatee County Commissioner
Commissioner Alan Maio, Sarasota County Commissioner

Staff Present:

Patrick Lehman, Executive Director
Mike Coates, Deputy Director
Doug Manson, General Counsel
Kevin Morris, Engineering & Projects Manager
Ann Lee, Finance & Administration Manager
Richard Anderson, System Operations Manager
Terri Holcomb, Resource Management & Planning Manager
Rachel Kersten, Agency Clerk

Others Present:

A list of others presents who signed the attendance roster for this meeting is filed with the permanent records of the Authority.

CALL TO ORDER

Commissioner Langford called the meeting to order at 9:41 a.m.

Commissioner Langford asked for a change to the agenda to include the Election of Officers for the coming year. The Board gave their consensus to allow for this change.

INVOCATION

Commissioner Langford offered the invocation.

PLEDGE OF ALLEGIANCE

The Board led the Pledge of Allegiance to the Flag of the United States.

WELCOME GUESTS

Welcoming remarks were made by Karen Stewart, Manatee County Deputy County Administrator.

PUBLIC COMMENTS

There were no public comments.

RESOLUTIONS/PRESENTATIONS**1. Lakewood Ranch Administrative Building Dedication**

Terri Behling with the Manatee Chamber of Commerce recognized and congratulated the Authority on the purchase of its Administrative Building in Lakewood Ranch on February 11, 2019. The purchase represents a milestone for the Authority reflecting agency stability and the Board of Directors long-term vision for the agency.

Commissioner Maio commented that he thinks that it was a smart of our staff to come up with a mission where we actually save quite a bit of money every month, and cumulatively at the end of the year. Our staff has reorganized the inside and completely dressed up the outside, and while downtown Bradenton is having its resurgence, the Authority has the most beautiful building in all of Manatee County.

2. ‘Certificate of Achievement for Excellence in Financial Reporting’ awarded by the Government Finance Officers Association.

Mr. Lehman announced that on October 24, 2019 the Authority was awarded the Certificate of Achievement for Excellence in Financial Reporting by the Government Finance Officers Association of the United States and Canada (GFOA) for its comprehensive annual financial report (CAFR). Mr. Lehman also recognized and congratulated Ann Lee on her receiving an Award of Financial Reporting Achievement as the person designated by the Authority as primarily responsible party for preparing the award-winning CAFR.

CONSENT AGENDA

- 1. Approve minutes of October 2, 2019 Board of Directors meeting.**
- 2. Approve Board of Directors’ meeting schedule for calendar year 2020.**
- 3. Approve correspondence with local delegation members transmitting the Authority’s 2020 legislative priorities.**
- 4. Approve and authorize the Executive Director to execute agreement for the ‘DeSoto Meter Reconfiguration Project’ with CenState Contractors Inc., in the amount of \$505,400.**
- 5. Approve and authorize the Executive Director to withdraw the FY 2021 SWFWMD Cooperative Funding Initiative Application for the Partially Treated Water ASR Project.**
- 6. Approve and authorize the Executive Director to withdraw the FY 2021 SWFWMD Co-Funding Application for the Regional Integrated Loop System Phase 3B Interconnect Project.**

Motion was made by Commissioner Trace, seconded by Commissioner Doherty to approve the Consent Agenda. Motion was approved unanimously.

REGULAR AGENDA**1. Water Supply Conditions – Staff Presentation**

Richard Anderson presented the Water Supply Conditions at the Peace River Facility as of November 17, 2019.

- Water Supply Quantity: Excellent
- Treated Water Quality: Excellent

September Water Demand	27.99 MGD
September River Withdrawals	52.48 MGD
<u>Storage Volume:</u>	
Reservoirs	6.67 BG
ASR	<u>8.59 BG</u>
Total	15.26 BG

Mr. Anderson also reviewed the current demand and supply for each of the Authority customers for the month of October 2019 and the total Regional deliveries for Water Year 2019.

2. Second Amendment to Water Systems Interconnect and Water Transfer Contract Between the Peace River Manasota Regional Water Supply Authority and the City of Punta Gorda

Mike Coates reviewed the water exchange established in 2013 between the City of Punta Gorda and the Authority to maintain the Regional Phase 1A Interconnect in a continuous state of readiness. This exchange and the operation of the interconnect facilities is governed by the ‘*Water Systems Interconnect and Water Transfer Contract Between the Peace River Manasota Regional Water Supply Authority and the City of Punta Gorda*’ effective September 3, 2013 and amended February 17, 2016 (Agreement).

The Agreement provides that any annual imbalance exceeding 30 MG for the Contract Year shall be invoiced by the supplying Party to the receiving Party. As of the end of FY 2019 the annual imbalance (water owed the Region) was 65.793 MG. The larger than usual imbalance was associated with multiple factors largely outside of the City’s control. The Second Amendment to the Agreement would increase the allowable imbalance to 60 MG at the end of a FY, providing additional flexibility for the City and the Region to handle unusual circumstances in the future. If approved, this change will be retroactive to FY 2019. The City will be obligated to pay for 5.793 MG.

Commissioner Trace asked for confirmation that general counsel had reviewed and approved the language in the proposed contract amendment.

Mr. Manson confirmed that yes, his office did review the amendment for its efficiency and that the document does meet the intent of the original contract. There is no diversion from that at all, it just adds the needed flexibility when looking into the future.

Commissioner Maio commented that this is a wonderful demonstration of the cooperation between the counties and the cities inside of it. These sorts of things do not always happen so easily and fluidly when governments deal with each other, but this is the very essence of this Authority and how great it is.

Motion was made by Commissioner Doherty, seconded by Commissioner Trace to approve the Second Amendment to Water Systems Interconnect and Water Transfer Contract Between the Peace River Manasota Regional Water Supply Authority and the City of Punta Gorda. Motion was approved unanimously.

3. Water Supply Master Plan – Staff Presentation

Terri Holcomb along with HDR staff member, Ryan Messer provided the Board with an update on the Integrated Regional Water Supply Master Plan 2020 project.

The Authority updates their Integrated Regional Water Supply Master Plan at least every five (5) years to ensure that we understand the future needs of the region, and the probable supply sources, system improvements (such as interconnections) and operational management programs required to effectively meet Customer needs. The Integrated Regional Water Supply Plan 2020 will build on the Authority's 2015 Integrated Regional Water Supply Master Plan. Work on the 2020 plan was initiated in September 2018 with HDR, Inc. and is scheduled for completion in early calendar year 2020.

Commissioner Maio asked if all of the Authority's recently installed pipelines were sized with a look to the future, and also for confirmation that we are currently looking at the projected paths for these future pipelines as best as we can to ensure we will have the ability to install them when the time comes.

Ms. Holcomb replied that yes, the recently installed pipelines were sized with the future needs of the region in mind. Regarding the path projections, Ms. Holcomb explained that at this level we do not have exact corridors, but we do have the routing following things such as arterial and power lines. The feasibility and routing studies for these future pipelines is something that would occur following this broad view look.

Commissioner Doherty commented that thinking very long term and looking at water supply and the options for water supply, desalination is there. Obviously, that would basically be an unlimited source and his hope is that that we are going to keep track of the dialogue going on with the regulatory agencies relative to potable water reuse.

Ms. Holcomb confirmed that there is an entire appendix in the Integrated Water Supply Master Plan that addresses the current regulations, where we are within the region with respect to wastewater facilities, an inventory of them, and where that projection might take us, and said that there is a potable reuse commission that is currently trying to get a framework for potable reuse developed to put in front of the regulators in Tallahassee for rule-making.

4. Water Quality Master Plan – Staff Presentation

Development of a Water Quality Master Plan is identified in the Authority's Strategic Plan and was approved as part of the FY 2019 budget. On October 3, 2018 the Authority Board approved a Work Order to Hazen and Sawyer Inc to complete the 2020 Water Quality Master Plan as a companion document to the 2020 Integrated Regional Water Supply Plan.

Richard Anderson with Hazen & Sawyer staff members Stephanie Ishii & Andre Dieffenthaler provided the Board with a current status update on the development of the 2020 Water Quality Master Plan that included preliminary major findings, and a summary of the next steps involved.

Commissioner Doherty asked about the dramatic differences between the TOC levels in the reservoir versus the raw water coming out of the river, and if there is any time relationship as to how long that raw water needs to sit in the reservoir before you start seeing those dramatic reductions?

Mr. Dieffenthaler stated that there is several months of lag in there and this is just more time for the dissolved TOC to buffer and blend. This definitely shows a benefit of that reservoir.

5. Peace River Regional Reservoir No. 3 Project (PR3) – Staff Presentation

Terri Holcomb provided the board with a presentation announcing the beginning of the Peace River Regional Reservoir No. 3 (PR³) Project.

The Authority's reservoir system presently includes 6.5 billion gallons (BG) of off-stream raw water storage capacity. To meet future needs and provide water infrastructure for economic growth in the region, expansion of the Peace River Facility will be necessary, including the addition of a third off-stream reservoir to increase total reservoir storage volume to at least 12.5 BG. A Water Use Permit authorizing increased withdrawals from the Peace River to support the water system expansion has been issued by SWFWMD.

Water demand projections show the need for new supply capacity in the region by 2030. Developing a new water supply often takes 7 to 10 years, so the Authority is beginning now with the issuance of a Request for Statement of Qualifications for the Peace River Regional Reservoir (PR³) Project. The first work order to be issued under this contract will be for the Siting and Feasibility Study phase of the work. The Siting and Feasibility study for the PR³ Project is estimated to cost \$1.5M with an expected 18 months to complete.

Commissioner Maio commented that it is clear to anyone who sits in on these meetings how methodical this Authority, our staff, and our consultants out there have been at slowly but surely getting us to this point. Whether it was all the infrastructure that's been put in place, or the very impressive work that was done to get the SWFWMD permit last year and getting past the incremental hurdles that were thrown up in the process. Reaching this point does not happen overnight and after having spent the last 35 years living as a consultant or as the person hiring consultants, I can and will say that it is just a fantastic incremental job that we're doing. He continued by saying I'm just off and running as one commissioner and I only get one vote here, but I think it is full speed ahead on reservoir three.

Commissioner Doherty stated that he echoes those comments. The Authority has done a good job getting us to this point. We have our work cut out for us and it will be an interesting process, but I agree with Commissioner Maio, pedal to the metal, let's get this reservoir done.

GENERAL COUNSEL'S REPORT

Mr. Manson presented this status report for the Board's information.

EXECUTIVE DIRECTOR'S REPORT

Mr. Lehman presented this status report for the Board's information.

CHAIRMAN'S REPORT

Authority policy provides that the chairman shall review the evaluation forms completed and submitted by each Board member and develop any appropriate recommendations which shall be presented for consideration by the Board.

Commissioner Langford stated that all Board members' performance evaluations were favorable of the Executive Director's performance. He has discussed this with Mr. Lehman and recommends a 4% pay increase consistent with the increase for employees included in the FY 2020 budget approved by the Board increasing the annual salary from \$172,200 to \$179,088 effective October 1, 2019.

Motion was made by Commissioner Doherty, seconded by Commissioner Trace to approve the Amendment to Employment Agreement for Executive Director increasing annual salary by 4% to \$179,088 effective October 1, 2019. Motion was approved unanimously.

ELECTION OF OFFICERS

Doug Manson, General Counsel, announced that he would conduct the election of officers and opened the floor for nominations.

Commissioner Maio moved to nominated Commissioner Doherty as Chairman, and Commissioner Trace as Vice-Chairman. Mr. Manson received the motion and moved to close nominations.

Motion was made by Commissioner Langford, seconded by Commissioner Trace to approve the close of nominations and move forward with the office slate as put forward.

Nomination of Commissioner Doherty as Chairman and Commissioner Trace as Vice-Chair was approved unanimously.

Commissioner Doherty expressed that it would be an honor to serve as Chair and how much he appreciates this assignment with the Authority. He continued that he needed to share that in the coming week the Charlotte County Board of County Commissioners will be deciding on committee assignments, and that there are at least three other commissioners in Charlotte County that want the seat on the Authority Board. Taking this and the previous detailed discussions that have occurred surrounding the Authority assignment into consideration, and it is possible that there may be someone else from Charlotte County sitting here come January. Commissioner Doherty stated that he will take the news of being appointed Chairman back to his Board on Tuesday, but it will not be his call to make, it will be that of the Board of County Commissioner's.

Commissioner Langford said that it is his hope that Commissioner Doherty's Board will honor the vote making him Chairman and allow him to stay for another year. With all of this in consideration, if something were to change with the assignment on Tuesday, would we be able to change these nominations at a later date?

Mr. Manson replied that yes, the vote today is for Commissioner Doherty. If he is not available to serve then another vote would be needed, and the Vice-Chair would serve as Chair until that vote occurred.

Commissioner Maio added that he would echo what Commissioner Langford has said. Imagine that that none of us take these nominations lightly and we know the dynamics of what may occur, but let this nomination go forward with our hope that Commissioner Doherty is sitting here with us for at least one more year.

Commissioner Langford passed the gavel to Commissioner Doherty as the newly elected Chairman.

ROUTINE STATUS REPORTS

There were no Board comments on routine status reports.

BOARD MEMBER COMMENTS

There were no additional Board comments.

PUBLIC COMMENTS

There were no public comments.

ANNOUNCEMENTS

Next Authority Board Meeting

Friday, January 31, 2020 @ 9:30 a.m.
Peace River Facility, Water Quality/Training Facility
8998 SW County Road 769, Arcadia, Florida

Future Authority Board Meeting

Wednesday, April 1, 2020 @ 9:30 a.m. - Sarasota County

ADJOURNEMENT

There being no further business to come before the Board, the meeting adjourned at 11:12 a.m.

Commissioner Ken Doherty
Chairman

PEACE RIVER MANASOTA REGIONAL WATER SUPPLY AUTHORITY
BOARD OF DIRECTORS MEETING
January 31, 2020

CONSENT AGENDA
ITEM 2

Reschedule April 1, 2020 Authority Board Meeting for March 30, 2020

Recommended Action -

Motion to reschedule the April 1, 2020 Authority Board Meeting to March 30, 2020.

A schedule conflict has been identified for the April 1, 2020 Board Meeting to be held at the Sarasota County Administrative Center. An alternate date of March 30, 2020 at the same location is proposed for Board consideration. The date change has been confirmed by all the Commissioners' assistants. No other changes in the Board meeting schedule are proposed at this time.

Attachment:

Draft Revised Board Meeting Schedule

Peace River Manasota
Regional Water Supply Authority

**BOARD OF DIRECTORS MEETING SCHEDULE
FOR CALENDAR YEAR 2020**

Proposed Revision 1/31/2020

DATE	TIME	LOCATION
Friday January 31, 2020	9:30 A.M.	Peace River Facility Water Quality and Training Facility 8998 SW County Rd. 769, Arcadia, FL
Wednesday April 1, 2020 Monday March 30, 2020	9:30 A.M.	Sarasota County Administration Center Commission Chambers, First Floor 1660 Ringling Boulevard, Sarasota, FL
Wednesday May 27, 2020	9:30 A.M.	DeSoto County Administration Building Commission Chambers, First Floor 201 East Oak Street, Arcadia, FL
Wednesday August 5, 2020	9:30 A.M.	Charlotte County Administration Center Commission Chambers, Room 119 18500 Murdock Circle, Port Charlotte, FL
Wednesday September 30, 2020	9:30 A.M.	Manatee County Administration Center Commission Chambers 1112 Manatee Ave West, Bradenton, FL
Wednesday December 2, 2020	9:30 A.M.	Turner Agri-Civic Center Exhibit Hall 2250 NE Roan Street, Arcadia, FL 34266

Board meeting dates and times are subject to change.
Please visit www.regionalwater.org for up-to-date information.

PEACE RIVER MANASOTA REGIONAL WATER SUPPLY AUTHORITY
BOARD OF DIRECTORS MEETING
January 31, 2020

CONSENT AGENDA
ITEM 3

Year-End Financial Status and Semi-Annual Investment Reports for FY 2019

Recommended Action -

Motion to receive and file ‘Year-End Financial Status Report for FY 2019’.

Motion to receive and file ‘Semi-Annual Investment Report’ [September 30, 2019].

a. Receive and File Year-End Financial Status Report for FY 2019

Year-end Financial Status Report for FY 2019 is provided for the Board to receive and file.

b. Receive and File ‘Semi-Annual Investment Report’ [September 30, 2019]

‘Semi-Annual Investment Report’ [September 30, 2019] is provided for the Board to receive and file.

Attachments:

Tab A Year End Financial Status Report for FY 2019

Tab B Semi-Annual Investment Report [September 30, 2019]

TAB A
Year End Financial Report for FY 2019

MEMORANDUM

January 31, 2020

TO: Board of Directors
Peace River Manasota Regional Water Supply Authority

THRU: Patrick J. Lehman
Executive Director

FROM: Ann Lee
Finance & Administration Manager

SUBJ: Year End Financial Report for Fiscal Year 2019

For the fiscal year ending September 30, 2019, the Authority's total revenues (prior to grant receivable accruals) were \$34,361,311, which is 58% of the \$59,634,692 allocated by the Approved Budget for FY19. Water Sale revenues were \$31,125,103, which is 94% of the \$32,936,658 budgeted. The shortfall seen in the revenues is due to the Authority not receiving grant and capital contribution funds as projected. Grant funds from the DEP and SWFWMD are requested on a reimbursement basis and the Authority will be eligible to receive an additional \$2,177,597 from the DEP & SWFWMD to reimburse funds expended in FY19.

For the fiscal year ending September 30, 2019, the Authority's total expenditures (before depreciation, capitalization and net pension liability adjustments) were \$33,327,279, which is 57% of the \$59,634,692 allocated by the Approved Budget for FY19. The Authority's facility expenditures were \$33,327,279, which is 57% of the allocated budget of \$58,870,492. The shortfalls in the expenditures to budget were driven by the below budgeted construction project expenditures. The Authority's General Fund Administration expenditures were \$925,269, which is 121% of the allocated budget of \$764,200. It is important to note that this overage was due to the expenses associated with the Board approved 2019 Bank Note.

The Authority's Debt Coverage Ratios continue to exceed the 1.50x minimum policy. The Debt Service Coverage ratio for FY19 (pending GASB68 adjustments) was 1.73 and the County Debt Service Coverage ratio was 2.41.

If you have any questions, I am at your disposal.

TAB B
Semi-Annual Investment Report [September 30, 2019]

MEMORANDUM

January 31, 2020

TO: The Board of Directors
Peace River Manasota Regional Water Supply Authority

THRU: Patrick J. Lehman
Executive Director

FROM: Ann Lee
Finance/Administration Manager

SUBJ: Semi-Annual Investment Report for September 30, 2019

In accordance with the Authority's investment policy the following is a summary of the Peace River Manasota Regional Water Supply Authority's investments as of September 30, 2019.

As of September 30, 2019, the Authority's portfolio totaled \$26,876,117 compared to \$30,272,801 on March 31, 2019, which is \$3,396,684 less than the last reporting period. This amount is comprised of restricted construction and reserve funds totaling \$20.3 million and unrestricted funds of totaling \$6.5 million. Of the Authority's total portfolio, fifteen (15%) percent of the portfolio is in money market and interest bearing checking accounts and eighty-five (85%) percent of total investments are held at the Florida Prime (SBA).

For Fiscal Year 2019, the Authority earned \$708,545 in interest from the SBA accounts and bank accounts. The investment earnings on these accounts exceed the prior years' interest earnings for the same reporting period by \$246,521. As of September 30, 2019, the Authority was earning interest at a rate of 2.31% from the SBA and .75% from our bank accounts. The Authority expects that interest rates will decline slightly through the new year, but remain largely unchanged until after the national elections.

According to the Authority's investment policy, the portfolio must be designed with the goal of annually exceeding the yield rates on the 90 day Treasury Bill. As of September 30, 2019, the 90 day Treasury Bill had a yield rate of 1.84% and the Authority's portfolio is current exceeding this benchmark.

The Authority's investment policy has limitations on investments beyond 24 months allowing liquidity for current expansion, new water resource development, and capital improvement projects.

- Florida Prime maintains an AAAM rating from Standard and Poor's and the fund is entirely liquid.

If you have any questions, I am at your disposal.



Fund Balance & Investment Reports September 30, 2019

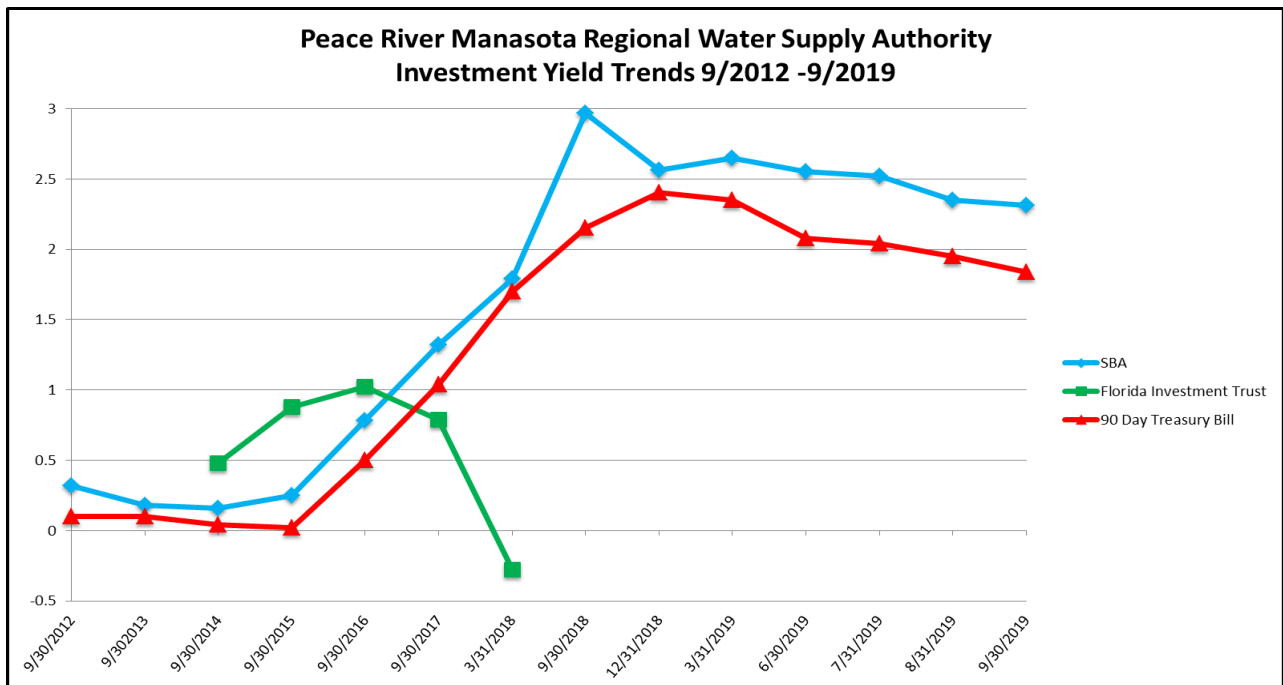
	GENERAL FUND [OPERATIONS]	RENEWAL & REPLACEMENT FUND	RATE STABILIZATION	SINKING FUND	UTILITY RESERVE FUND	CONSTRUCTION	TOTAL
ACCOUNTS							
PNC - Checking	\$3,300,501					\$742,167	\$4,042,668
SBA Account Fund	\$3,202,599	\$2,739,410	\$2,082,159	\$8,949	\$10,531,696	\$4,268,636	\$22,833,450
FUND BALANCE	\$6,503,100	\$2,739,410	\$2,082,159	\$8,949	\$10,531,696	\$5,010,803	\$26,876,117
Orange Hammock Easement (BOD Approved 4/4/18)	(\$2,000,000)						(\$2,000,000)
Tenant Security Deposit	(\$2,500)						(\$2,500)
FY19 Year End R&R Reconciliation	\$213,503	(213,503)					\$0
ADJUSTED FUND BALANCE	\$4,714,103	\$2,525,907	\$2,082,159	\$8,949	\$10,531,696	\$5,010,803	\$24,873,617

Budget Policies

General Fund: Policy to fund an operating reserve within the General Funding an amount which shall be equal to average monthly O&M costs. [approximately \$3.2 M]
 R&R Reserve Fund: Policy to maintain a minimum balance in the R&R Reserve Fund of \$2 M.
 Rate Stabilization Account: Goal to maintain balance at the end of each fiscal year of \$1 M.
 Utility Reserve Fund: Policy to maintain an uncommitted balance of 180 days of O&M expenditures in the Authority's annual budget.

Date	Account No	Fund	Book Value	Yield	Maturity Date
State Board of Administration Funds					
9/30/2019	251261	SBA-General Opns/Maint Fund	3,202,598.91	2.31%	Liquid
9/30/2019	251262	SBA-R & R Reserve****	2,739,410.02	2.31%	Liquid
9/30/2019	251263	SBA-Utility Reserve Fund****	10,531,696.44	2.31%	Liquid
9/30/2019	251265	SBA-Construction Funds****	4,268,635.94	2.31%	Liquid
9/30/2019	251266	SBA-Rate Stbl'z Fund****	2,082,158.73	2.31%	Liquid
9/30/2019	251268	SBA-Debt Svc Sinking Fund****	8,949.47	2.31%	Liquid
		Sub-Total Fund A*	22,833,449.51		
Checking/Certificate of Deposit/NOW Accounts***					
PNC		Checking-General Opns***	\$3,300,501		Liquid
PNC		Checking-Construction***	\$742,167		Liquid
			4,042,667.88		
		Total Restricted Funds	20,373,017.45		
		Total Investments	26,876,117.39		

*Florida Prime (SBA) Fund A is rated AAAM by Standard and Poor's
 ***All checking accounts and certificate of deposits are deposited in QPD's in accordance with Chapter 280, Florida Statutes



PEACE RIVER MANASOTA REGIONAL WATER SUPPLY AUTHORITY
BOARD OF DIRECTORS MEETING
January 31, 2020

CONSENT AGENDA
ITEM 4

Property Insurance Renewal for Authority Facilities

Recommended Action -

Motion to renew Peace River Facility Property Insurance with Starr Tech/ACE for an annual premium of \$332,166 for the upcoming year (March 1, 2020 thru April 30, 2021).

The Authority's property insurance expires on March 1, 2020. Bids were received from firms for property insurance for the upcoming year. The Authority's independent insurance consultant, Brown & Brown - Public Risk Insurance Agency, reviewed the quotes and recommends renewal with the incumbent, Starr Tech/ACE as well as recommending the Authority extend the renewal term by two months in order to have sufficient time in the future to market our account (future renewals would be for a 12 month term).

The premium for the recommended 15-month policy (March 1, 2020 thru April 30, 2021) is \$332,166. The 15 month policy premium reflects a 13% rate increase (calculated based on the 12 month proposal of \$285,334 against the expiring 12 month policy of \$247,386) as well as a 2.34% increase attributed to the \$3.2 million of increased insured value. The rate increase of 13% over the previous year's premium is primarily due to the continued response of the property insurance market due to above average losses and unprofitable underwriting results.

Funds are available in the FY 2020 budget for property insurance. Staff recommends approval of the property insurance renewal with Starr Tech/ACE for an annual premium of \$332,166 for the term of March 1, 2020 thru April 30, 2021.

Budget Action: No action needed.

Attachments:

- Tab A Recommendation Letter from Brown & Brown
- Tab B Property Quote Renewal Comparison
- Tab C Property Proposal 3/1/2020 to 4/30/2021
- Tab D Property Statement of Values

TAB A
Recommendation Letter from Brown & Brown



PUBLIC RISK INSURANCE ADVISORS

Public Risk Insurance Advisors
P.O. Box 2416, Daytona Beach, FL 32115
220 S. Ridgewood Ave, Daytona Beach, FL 32114
P: (386) 252-6176 | F: (386) 239-4049

bbpria.com

Ms. Ann Lee, MBA
Finance/Administration Manager
Peace River Manasota Regional Water Supply Authority
9415 Town Center Parkway
Lakewood Ranch, FL 34202

January 13, 2020

Dear Ann:

PRIA conducted the annual marketing/bid process for Peace River MWSA's Property insurance to be effective 3/1/20-21. This insurance covers approximately \$118 million of assets owned by PRMWSA, subject to policy sublimits, terms and conditions. We have added \$3.2 million of limits for the new Maintenance Office and Warehouse at the plant, increasing overall values by 2.79%.

The international property insurance marketplace continues to respond to above-average losses and unprofitable underwriting results. Property rates have and will increase by double-digits on average across the state again in 2020, even for portfolios without recent loss activity. Results of our request for quotations are as follows:

EXPIRING - EFFECTIVE 3/1/19-20

\$247,386 – Starr Tech/Ace American (specialty utility insurer)

RENEWAL OPTIONS - TO BE EFFECTIVE 3/1/20-21*

\$285,334 – Starr Tech/Ace American (15.34% increase, including new buildings)

\$387,825 – Preferred Governmental Insurance Trust rate indication

\$330,000 – Open Market loss limit indication for \$15 million loss limit (vs. \$60 million)

All premiums include Terrorism coverage

Despite a 13% rate increase, Starr Tech's offer remains the best for the 2020-2021 policy period. We are pleased certain special coverage enhancements remain unchanged, including:

- Favorable deductibles for Windstorm and Flood (3% Per Unit NWS/\$50,000 Flood)
- Coverage for on-premises underground pipes and pipelines
- Sublimit for Water Transmission Lines covering the 4-county region vs. on premises only
- Coverage for spillway, equipment and tower at Reservoir #2
- Broad Terrorism coverage to include non-certified TRIA Acts vs. federal TRIA-defined acts only
- Professional Engineering Services and Report

***Option for Consideration:** To allow for more time to prepare for future board meetings, consider an extended policy date from 3/1/2020 to 4/30/2021 pro-rated at the same rate: \$332,166 total cost.

Recommendation: Renew with Starr Tech/Ace American property program for the dates chosen based on unique coverage and most competitive premium.

Sincerely,

Michelle

Michelle Y. Martin, CIC
Vice President, Public Risk Advisor

TAB B
Property Quote Renewal Comparison

Peace River Manasota Regional Water Supply Authority
Property Quote Comparison
To Be Effective 3/1/2020-21



Important Terms	<i>Expiring</i>	RECOMMENDED <i>Renewal with Incumbent</i>	<i>Indication I</i>	<i>Indication II</i>
	Starr Tech - Ace American 3/1/2019-3/1/2020 Terms	Starr Tech - Ace American 3/1/2020-3/1/2021 Terms	Open Market Support* for 3/1/20-3/1/21	Preferred Governmental Insurance Trust 3/1/20-3/1/21
PROPERTY	3rd Year of 3 year policy subject to annual review and acceptance. 2019-2020 Annual Policy Terms Below	Multiple-year terms not offered.	Layered Program	Pooling Arrangement (shared limits) Rate Indication
Premium at inception	\$ 239,038	\$ 276,500	\$ 325,000	\$ 382,825
RATE	\$ 0.208	\$ 0.234	\$ 0.28	\$ 0.33
Certified Terrorism	\$ 3,100	\$ 3,535	Separate Placement	\$ 10,000,000
Non-Certified Terrorism	\$ 344	\$ 395	Separate Placement	n/a
Estimated Surcharges	\$ 4	\$ 4	\$ 4	Included
Policy Engineering Fee	\$ 4,900	\$ 4,900	Not Available	Not Available
Total Annualized Cost	\$ 247,386	\$ 285,334	\$ 325,000	\$ 382,825
PREMIUM RATE				
COST Rate	0.2155	0.2418		\$ 0.330
COST Difference from Expiring/Renewal	\$ 14,823 6.37%	\$ 37,948 15.34%	\$ 77,617 31.37%	\$ 148,455 63.83%
Estimated Cost for Stand-Alone Terrorism	<i>N/A - Included</i>	<i>N/A - Included</i>	<i>Est. Additional Premium \$5,000</i>	<i>Est. Additional Premium \$5,000</i>
			<i>Open Market terms can be confirmed with further negotiation</i>	<i>Formal Quote not pursued due to high "break-even rate"</i>
Property Deductibles				
"All Other Perils"	\$ 50,000	\$ 50,000	\$ 50,000	\$ 25,000
Contractors/Mobile Equipment	\$ 25,000	\$ 25,000	\$ 50,000	\$ 25,000
Named Windstorm or Wind/Hail	Named Windstorm 3% TIV of the units of insurance damaged; \$100,000 per Occurrence Minimum	Named Windstorm 3% TIV of the units of insurance damaged; \$100,000 per Occurrence Minimum	Named Windstorm 3%, subject to \$100,000 minimum per Occurrence	Named Windstorm 3% TIV Per Item Damaged; \$35,000 Per Occurrence Minimum
Flood (non A and V zones)	\$ 50,000	\$ 50,000	\$ 250,000	\$ 25,000
BI, EE, Off Premises Power	120 Hours	120 Hours	\$ 50,000	Included in PD Deductibles
Limits				
Building & Contents	\$ 112,803,478	\$ 116,007,478	\$ 15,000,000	\$ 116,007,478
Business Income	\$ 1,000,000	\$ 1,000,000	TBD	\$ 1,000,000
Extra Expense	\$ 1,000,000	\$ 1,000,000	TBD	\$ 1,000,000
Total Insured Values (TIV)	\$ 114,803,478	\$ 118,007,478	\$ 114,803,478	\$ 116,007,478
TIV Difference From Expiring	\$ 2,125,000 1.89%	\$ 3,204,000 2.79%	(TIV calculated differently, used same TIV for comparison purposes)	(TIV calculated differently, used same TIV for comparison purposes)

Peace River Manasota Regional Water Supply Authority
Property Quote Comparison
To Be Effective 3/1/2020-21



Important Terms	Expiring	RECOMMENDED Renewal with Incumbent	Indication I	Indication II
	Starr Tech - Ace American 3/1/2019-3/1/2020 Terms	Starr Tech - Ace American 3/1/2020-3/1/2021 Terms	Open Market Support* for 3/1/20-3/1/21	Preferred Governmental Insurance Trust 3/1/20-3/1/21
Coverage Extensions/Sublimits				
All Other Perils, Except:	\$ 114,803,478	\$ 118,007,478	\$ 15,000,000	\$ 116,007,478
Named Windstorm	\$ 60,000,000	\$ 60,000,000	\$ 15,000,000	Included in Pool Limit
Named Windstorm Definition	Flood/Storm Surge are "Flood"	Flood/Storm Surge are "Flood"	TBD	"Named Storm" Incl. Storm Surge
Location Definition	Per Unit/Process Scheduled	Per Unit/Process Scheduled	TBD	Per Item Scheduled
Flood (Non A and V Zones) - Aggregate	\$ 5,000,000	\$ 5,000,000	\$ 5,000,000	\$ 5,000,000
Earthquake - Aggregate	\$ 10,000,000	\$ 10,000,000	\$ 5,000,000	\$ 5,000,000
Sinkhole - Aggregate	\$ 10,000,000	\$ 10,000,000	TBD	Not limited - included in All other perils
Boiler and Machinery	\$ 112,678,478		TBD	\$ 50,000,000
Time Element Loss Payment	Actual Loss Sustained	Actual Loss Sustained	TBD	Actual Loss Sustained
Building/Contents Loss Payment	Replacement Cost/ACV 2.5 years	Replacement Cost/ACV 2.5 years	TBD	Replacement Cost
Building/Contents Loss Valuation	Blanket	Blanket	TBD	Blanket
Certified Terrorism	Included if Purchased	Included if Purchased	TBD	Included
Non-Certified Terrorism	Included if Purchased	Included if Purchased	TBD	Not Available
Accounts Receivable	\$ 250,000	\$ 250,000	TBD	\$ 250,000
Owned Water Transmission Lines	\$ 5,580,457	\$ 5,580,457	TBD	Not Covered unless within 1,000 of scheduled premises
	Locations throughout DeSoto, Manatee, Sarasota & Charlotte County, FL	Locations throughout DeSoto, Manatee, Sarasota & Charlotte County, FL		
Subaqueous Line Above Water Air Relief Valves (Charlotte Harbor, Punta Gorda, FL)	\$ 250,000	\$ 250,000	TBD	Pending coverage clarification
Increased Cost of Construction & Demolition	\$ 1,000,000	\$ 1,000,000	TBD	\$ 500,000
Debris Removal	\$1,500,000 - or 25% of the loss	\$1,500,000 - or 25% of the loss	TBD	\$ 250,000
Contractor's / Mobile Equipment	\$ 500,000	\$ 500,000	TBD	\$500,000 subject to \$25,000/Item
EDP	\$ 1,500,000	\$ 1,500,000	TBD	TBD
Expediting Expense	\$ 250,000	\$ 250,000	TBD	TBD
Transit	\$ 100,000	\$ 100,000	TBD	TBD
Valuable Papers	\$ 1,000,000	\$ 1,000,000	TBD	TBD

** \$5 million Reservoir Value (In/Outlet Tower, Ancillary Spillway, Electric & ADAS components only)

Excess and surplus lines Insurers were approached but none provided quotes due to: 1) no significant advantage in terms, and 2) incumbent is admitted in the State of Florida, precluding binding with non-admitted insurers.

TAB C
Property Proposal 3/1/2020 – 4/30/2021



PUBLIC RISK INSURANCE ADVISORS

PART OF THE
BROWN & BROWN TEAM

PROPERTY INSURANCE PROPOSAL PREPARED FOR

Peace River Manasota Regional Water Supply Authority

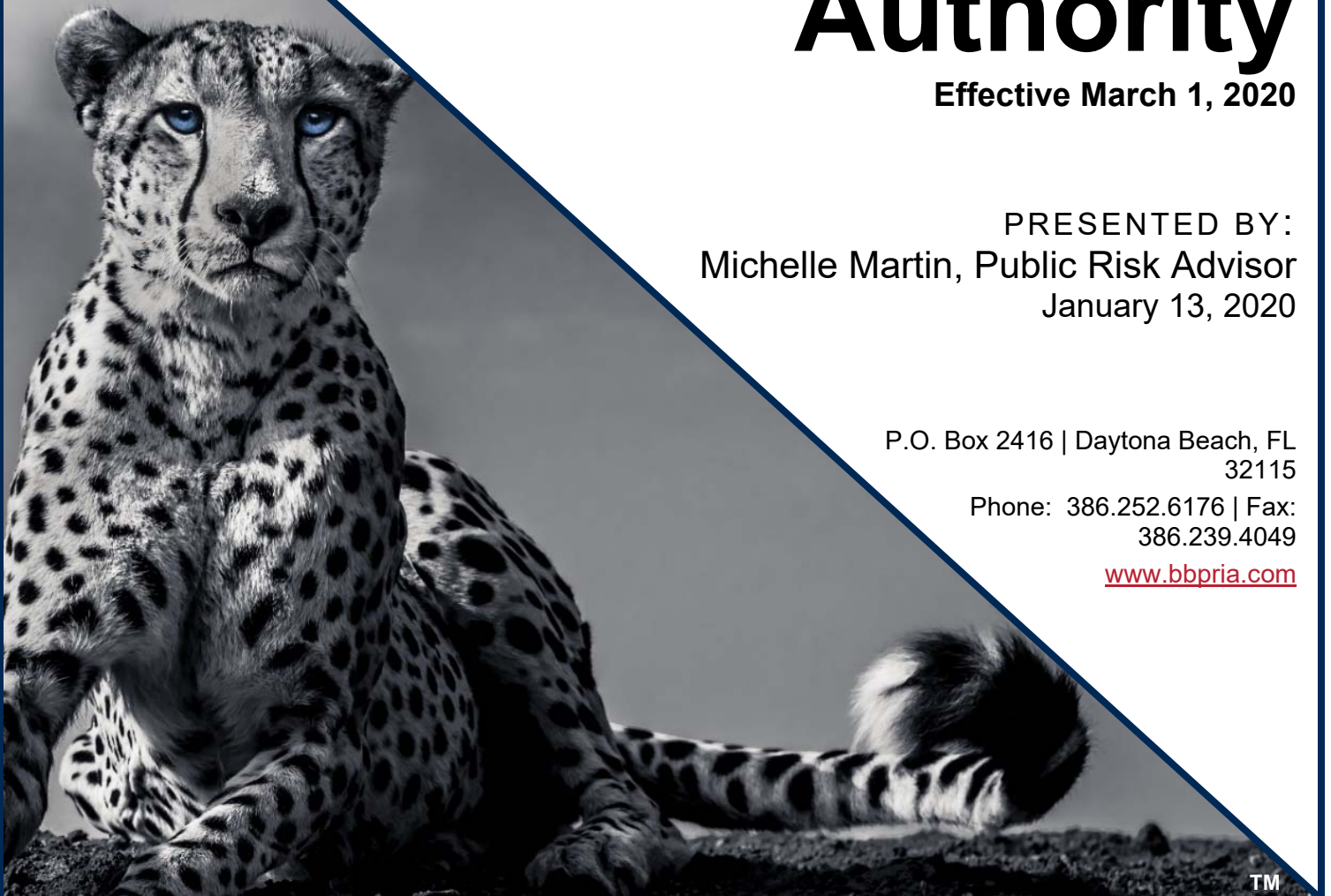
Effective March 1, 2020

PRESENTED BY:
Michelle Martin, Public Risk Advisor
January 13, 2020

P.O. Box 2416 | Daytona Beach, FL
32115

Phone: 386.252.6176 | Fax:
386.239.4049

www.bbpria.com



TM

Table of Contents

Overview	1
Public Risk Insurance Advisors	
An Introduction to Your Service Team	
Marketing Results and Insurance Market Overview	
Property	2
Broker Recommendation/Premium Recapitulation	3
Notes of Importance	
Compensation Disclosures	
Guide to Best's Ratings	
Items Required Prior to Binding	4
Acceptance of Proposal – Premium Recapitulation	
TRIA Form	



Our Story

Public Risk Insurance Advisors (PRIA) is a proud member of the Brown & Brown family – an 80-year-old, publicly traded, Florida corporation currently ranked as the 6th largest insurance brokerage in the United States of America. Our Brown & Brown family is now more than 10,000 teammates, spanning from London to Los Angeles. Through our collaborative efforts, we design, place, and service more than \$20 Billion in annual insurance products. We passionately undertake these efforts on behalf of our clients – ranging from individuals and small businesses, to state governments and Fortune 500 companies.

The PRIA team is a highly-specialized unit of insurance advisors 100% trained to deliver industry-leading services to public entities in the State of Florida. Since 1992, we have continuously refined that specialization and enhanced our services, while becoming the largest public entity brokerage in Florida. Our team provides Property & Casualty and Employee Benefits services to governments from Key West to the Panhandle and represents more than 250 clients.

We have proven over nearly three decades of service to local governments that we are a highly sophisticated and accountable team of insurance professionals, laser-focused on providing both world-class brokerage services and concierge-level support to our clients. We have built our reputation by empowering our governmental clients to outperform their industry peers, lower their cost of risk, and enhance their employee benefits programs - all while staying within their annual budgetary constraints. Our team is committed to serve those who serve the public – and provide superior service to our clients, their staff, and their employees.

An Introduction to Your Service Team

Account Executives

Matt Montgomery Executive Vice President	(386) 239-7245	mmontgomery@bbpria.com
Robin Russell, ARM-P, CISR, CSRM Director of Operations	(386) 239-4044	rrussell@bbpria.com
Paul Dawson, ARM-P Senior Vice President / Public Risk Advisor	(386) 239-4045	pdawson@bbpria.com
Michelle Martin, CIC Vice President / Public Risk Advisor	(386) 239-4047	mmartin@bbpria.com
Brian Cottrell, CIC, CRM Vice President / Public Risk Advisor	(386) 239-4060	bcottrell@bbpria.com
Kyle Stoekel, ARM-P, CIC Public Risk Advisor	(386) 944-5805	kstoekel@bbpria.com
Michelle Perry, CIC Public Risk Advisor	(386) 333-6047	mperry@bbpria.com
Victoria "Tori" Reedy Executive Coordinator	(386) 239-4043	vreedy@bbpria.com

Service Representatives

Brittany O'Brien, CIC, CRM Risk Management Department Leader	(386) 239-8823	bobrien@bbpria.com
Melody Blake, ACSR Public Risk Specialist	(386) 239-4050	mblake@bbpria.com
Patricia "Trish" Jenkins, CPSR Public Risk Specialist	(386) 239-4042	pjenkins@bbpria.com
Karen Bryan Public Risk Specialist	(386) 239-4056	kbryan@bbpria.com
Danielle Coggon, CISR Public Risk Specialist	(386) 239-4048	dcoggon@bbpria.com
Christina Carter, CIC Public Risk Specialist	(386) 333-6069	ccarter@bbpria.com
Danette Mattingly Public Risk Specialist	(386) 239-4046	dmattingly@bbpria.com
Alexa Gray Assistant Public Risk Specialist	(386) 239-4040	agray@bbpria.com

Certificate Requests: certificates@bbpria.com **Claim Reporting:** claims@bbpria.com

Our Service Team philosophy focuses on accountability at all levels of account management. Our goal is not simply to meet your service needs, but to exceed them. All the employees at PRIA are dedicated to achieving this goal and distinguishing ourselves from the competition.

PRMWSA Property Insurance Quotes/Marketing Results

PRIA accessed 13+ insurers to provide bids/quotes for the Authority’s Property renewal.

INSURER	STATUS/RESPONSE:
Starr Tech/ACE	Incumbent – Quoted 15.34% increase, including 2.79% value increase with same conditions as expiring.
Glatfelter	Declined - Not a market for coastal property, cannot compete with pricing, deductibles, and specific coverages.
Preferred/PGIT	\$382,825 premium based on rate indication.
10+ Non-Admitted Open Markets	\$325,000 Indication for \$15,000,000 Limit

Insurance Market Conditions

In Florida, three consecutive years of major hurricanes has impacted the state, triggering up to double-digit catastrophic-risk-exposed commercial property insurance increases the past two years. Based on 1st Quarter 2020 Florida public entity renewals and initial 1/1/2020 reinsurance renewals, the firming trend in rates and cautious deployment of capacity and limits offered will continue into 2020. Even for non-coastal communities without recent hurricane losses, it is reasonable to expect rate increases. Coastal risks with hurricane losses can expect double-digit increases. In addition, we will be challenged to maintain soft-market coverage, terms and conditions. It is possible to experience less favorable terms and conditions as well, such as increased deductibles.

Insurers have begun requiring justification and/or adjustment of asset valuations insured by policies. Valuation of replacement cost insurance generally increases in times of economic growth to factor in increasing labor, material, and building code costs. Repercussions for perceived valuation deficiencies can result in reduced coverage such as co-insurance.

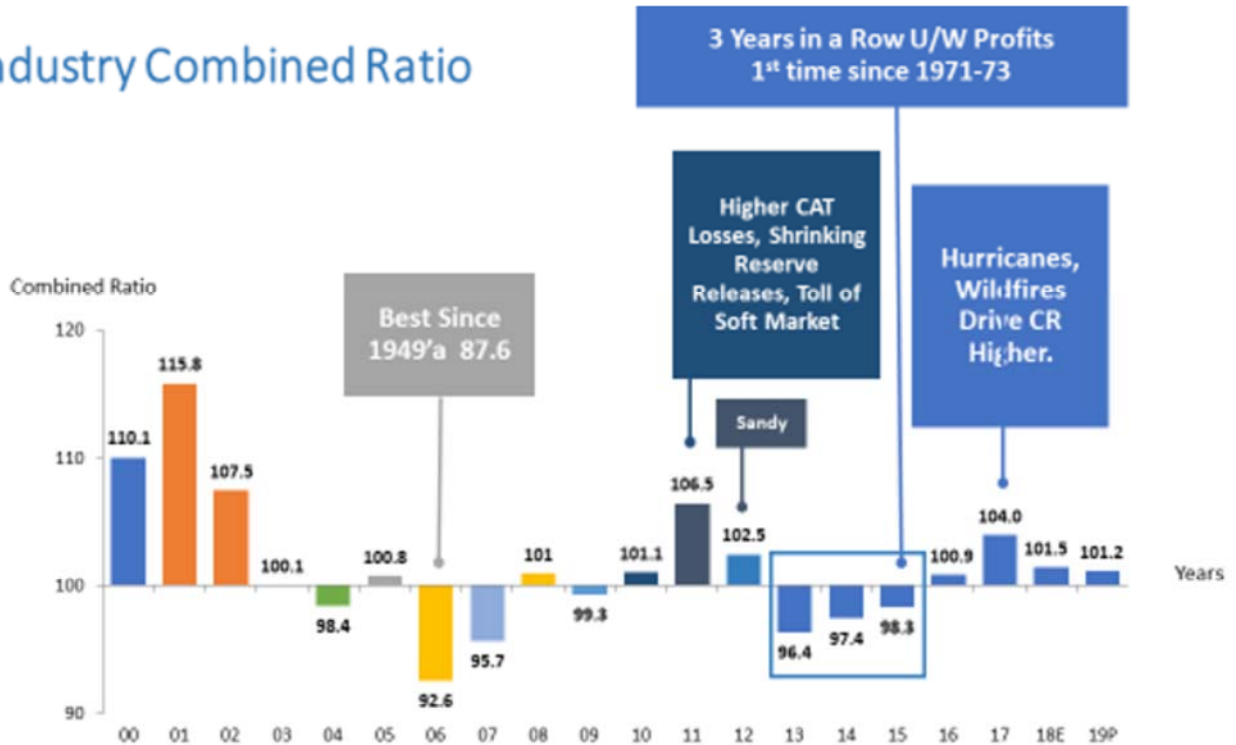
Floridians are dealing with reduced market competition allowing for higher rates, increased overall exposure via population growth and hurricane activity, and increased values to be insured from both new construction and increasing costs to repair existing construction. These factors result in higher risk expectations for insurers.

Claims in the US, from both catastrophes, but also increasing loss activity due to fires, tornadoes and hail, have been at an unprecedented level. We have recently seen higher than expected loss development for claims occurring in 2017 and 2018.

The current low interest rate environment provides an additional challenge for insurers to maintain underwriting profit, which further supports increased scrutiny on underwriting discipline by both insurance company executives and London, federal and state regulators.

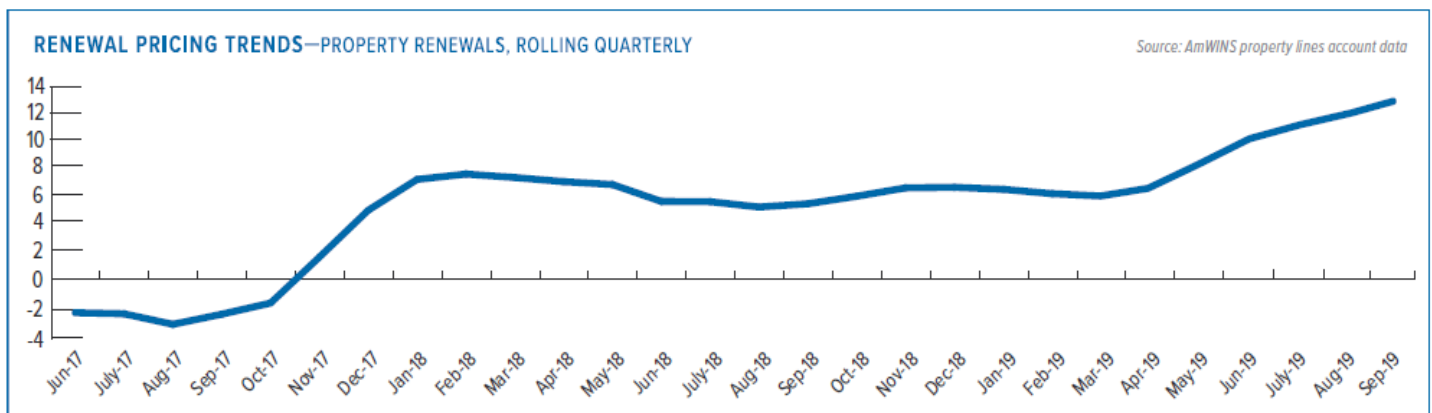
Combined Ratios (Incurred Losses & Expenses/Premium) have been over 100% since 2016, with the recent loss development in years 2017 and 2018. Combined Ratios over 100% indicate an underwriting loss. This promotes more dependence upon investment/interest income.

P/C Industry Combined Ratio



*Excludes Mortgage & Financial Guaranty Insurers 2008-2014.
Including M&FG, 2008=105.1, 2009=100.7, 2010=102.4, 2011=108.1; 2012=103.2; 2013= 96.1; 2014= 97.0.
Sources: A.M. Best; ISO, a Verisk Analytics company; 2019 based on Q1 data

Nationally, commercial property renewal rates have been increasing virtually since the 4th Quarter 2017, trend below:



Utilities Property

Term: March 1, 2020 to April 30, 2021

Company: ACE American Insurance Company
(Rated A++ XV by A.M. Best)

Starr Tech Participation: 100%

Form: Starr Tech benchmark form plus endorsements

Coverage: All Risk of direct physical loss or damage, covering Property Damage, Business Interruption, Extra Expense, and Boiler & Machinery

Values (per schedule on file)	
\$116,007,478	Property Damage
\$1,000,000	Business Interruption
\$1,000,000	Extra Expense
\$118,007,478	Total Insured Value

Policy Limit of Liability	
\$118,007,478	Any One Occurrence

Valuation

This company's liability for loss under this policy for real and personal property (excluding stock) shall not exceed the smallest of the following amounts:

1. The amount of this policy.
2. The replacement cost of property or any part thereof, identical with property described herein, at the same location and intended for the same occupancy and use;
3. The amount actually and necessarily expended in repairing or replacing the property described herein, or any part thereof, at the same location, or another location, and intended for the same occupancy and use.
4. Actual Cash Value if the property is not repaired or replaced within 2 years.

Time Element Coverages: Actual Loss Sustained

Utilities Property

Sublimits	
Sub-limits are per occurrence unless shown otherwise. The sub-limits below are part of and not in addition to the Policy Limit of Liability. Sub-limits are 100% and are subject to Starr Tech percentage participation.	
\$10,000,000	Earthquake, Annual Aggregate
\$10,000,000	Sinkhole, Annual Aggregate, except:
No Coverage	California Earthquake/Earth Movement
\$5,000,000	Flood, Annual Aggregate
\$1,000,000	Flood (100 Year Flood Zones), Annual Aggregate
\$60,000,000	Named Windstorm
\$250,000	Accounts Receivable
\$2,500,000	Automatic Coverage
\$1,000,000	Business Interruption
\$500,000	Contractor's Equipment
\$1,500,000 or 25% of the loss, whichever is greater	Debris Removal
\$1,500,000	EDP Equipment & Media
\$250,000	Expediting Expense
\$1,000,000	Extra Expense
\$500,000	Fine Arts
\$1,000,000	Increased Cost of Construction, Demolition
\$50,000	Off Premises Foam & Firefighting Expense
\$100,000	Off Premises Power
\$100,000	Pollution Real & Personal, Annual Aggregate
\$5,580,457	PRMWSA Owned Water Transmission Lines (various locations as their interest may appear throughout Desoto, Manatee, Sarasota & Charlotte County, FL)
\$250,000	Subaqueous Line Above Water Air Relief Values (Charlotte Harbor, Punta Gorda, FL)
\$100,000	Temporary removal of property
\$100,000	Transit
\$500,000	Unnamed locations
\$1,000,000	Valuable papers

Utilities Property

Boiler & Machinery Endorsement	
\$100,000	Ammonia Contamination (B&M), Any One Accident
\$1,000,000	Business Interruption (B&M), Any One Accident
\$100,000	Consequential Damage (B&M), Any One Accident
\$100,000	Expediting Expenses (B&M), Any One Accident
\$1,000,000	Extra Expense (B&M), Any One Accident
\$100,000	Hazardous Substances (B&M), Any One Accident
\$100,000	Water Damage (B&M), Any One Accident

Deductibles:

All deductibles listed below are per occurrence except with respect to coverage provided for Boiler & Machinery which shall be any One Accident.

Property Damage: \$50,000 except

Contractor's Equipment: \$25,000

Flood (100 year flood zone): 3% of the Property Damage Total Insurable Value of the units of insurance damaged in the Occurrence, subject to a minimum of \$100,000

Wind (Named Storms): 3% of the Property Damage Total Insurable Value of the units of insurance damaged in the Occurrence, subject to a minimum of \$100,000

Time Element (including but limited to):

Business Interruption: 120 hours per occurrence
 Extra Expense: 120 hours per occurrence
 Off Premises Power: 120 hours per occurrence

As respects real and personal property, all claims for loss, damage or expense arising out of any one occurrence shall be adjusted as on claim and from the amount of each such adjusted claim there shall be deducted the sum stated on the Declaration Page. Deductibles for Property Damage and Time Element shall be applied separately.

Utilities Property

Additional Terms and Conditions, include but are not limited to:

1. Coverages and/or Extensions of Coverage not specifically mentioned, even though they may be outlined in your submission, are not included.
2. Premium to be paid in full within 30 days of inception.
3. Business Interruption coverage shall only apply to the 8998 SW County Road 769 scheduled main water treatment location.
4. 72 Hour Occurrence Definition applies to Wind, Flood, Earthquake and Riot.
5. Electrical transmission and distribution lines located beyond 1,000 feet from any Insured's locations are excluded.
6. Concrete reservoirs and underground pipes and pipelines are covered at Locations covered by this policy.
7. For purposes of the deductibles, a unit of insurance is considered to be each separate building and/or process unit and/or structure as listed on the Statement of Values on file with the Company.
8. Signed Terrorism election forms to be received within 30 days of effective date.
9. Signed Statement of Property Values to be provided within 30 days of effective date.
10. The following endorsements/Additional Endorsements will attach to and form part of the form:
 - a. Chubb USA Property Declarations
 - b. Common Policy Conditions
 - c. Commercial Property Conditions
 - d. OFAC Advisory Notice to Policyholders
 - e. U.S. Foreign Account Tax Compliance Act (FATCA) Notice
 - f. Schedule of Forms and Endorsements
 - g. ST AR 100 Declarations
 - h. ST AR 200 General Conditions
 - i. ST AR 300 Property
 - j. ST AR 400 Business Interruption
 - k. Schedule of Locations
 - l. Accounts Receivable Endorsement
 - m. Agreed Amount Endorsement - PD
 - n. Agreed Amount Endorsement - BI
 - o. Authorities Endorsement
 - p. Automatic Coverage Endorsement
 - q. Biological or Nuclear Materials Exclusion
 - r. Boiler and Machinery Endorsement
 - s. Cancellation Modification Endorsement
 - t. Data Distortion/Corruption Exclusion
 - u. Earthquake Endorsement
 - v. Electronic Data Processing Endorsement
 - w. Expediting Expense Endorsement
 - x. Extra Expense Endorsement
 - y. Fine Arts Endorsement
 - z. Flood Endorsement
 - aa. Increased Cost of Construction and Demolition Endorsement
 - bb. Millennium Endorsement (Combined Property/Boiler & Machinery)

Utilities Property

Additional Terms and Conditions, include but are not limited to:

10. The following endorsements/Additional Endorsements will attach to and form part of the form, continued:

- cc. Mold Exclusion
- dd. Named Windstorm Definition
- ee. Office Premises Foam & Fire Fighting Expense Endorsement
- ff. Off Premises Power Endorsement - BI
- gg. Political Risk Exclusion
- hh. Property Excluded Endorsement
- ii. Replacement Cost Endorsement
- jj. Sinkhole Endorsement
- kk. Temporary Removal of Property Endorsement
- ll. Terrorism Exclusions (If coverage is declined)
- mm. Time Element Definition
- nn. Trade & Economic Sanctions Endorsement
- oo. Transit Endorsement
- pp. Unnamed Locations Endorsement
- qq. Valuable Papers Endorsement
- rr. Bridge Wording Endorsement
- ss. Signatures Endorsement
- tt. State Amendatory Notices
- uu. Claims Notification

Premium Recapitulation

	<u>Annual Premium</u>	<u>Check Option</u>	
		<u>Accept</u>	<u>Reject</u>
<u>Starr Tech Utility Property</u>			
Policy Term 3/1/2020-4/30/2021			
Premium	\$322,676.00		
Engineering Fee	\$4,900.00		
Florida State Surcharge	\$4.00		
Total Premium	\$327,580.00	<input type="checkbox"/>	<input type="checkbox"/>
<i>Optional - Certified Terrorism</i>	\$4,125.00	<input type="checkbox"/>	<input type="checkbox"/>
<i>Optional - Non-Certified Terrorism</i>	\$461.00	<input type="checkbox"/>	<input type="checkbox"/>
 Policy Term 3/1/2020-3/1/2021			
Premium	\$276,500.00		
Engineering Fee	\$4,900.00		
Florida State Surcharge	\$4.00		
Total Premium	\$281,404.00	<input type="checkbox"/>	<input type="checkbox"/>
<i>Optional - Certified Terrorism</i>	\$3,535.00	<input type="checkbox"/>	<input type="checkbox"/>
<i>Optional - Non-Certified Terrorism</i>	\$395.00	<input type="checkbox"/>	<input type="checkbox"/>

I authorize PRIA to request the underwriters to bind coverage on the items indicated above and acknowledge receipt of the Compensation and Financial Condition Disclosure(s) provided in this proposal.

(Signature)

(Name & Title)

(Date)

Notes of Importance:

1. Quotes provided in the proposal are valid until 3/1/2020. After this date terms and conditions are subject to change by the underwriters.
2. Premiums are subject to change if all lines of coverage quoted are not bound. **Premiums are subject to 25% minimum premium upon binding.**
3. Not all coverages requested may be provided in this quotation.
4. Flood quotes from NFIP may be available. Please advise your agent if you have property located in zones A or V and would like to have separate NFIP quotes.
5. Property values are based on information supplied by you. You should have reviewed your property schedule and as you deem necessary have appraisals done to verify your reported values are accurate based on current market conditions.
6. **The total premium is due within 30 days of inception. Premium financing can be arranged if needed.**
7. Quote is not bound until written orders to bind are received from the insured and the Company subsequently accepts the risk.
8. Should signed application reveal differing details/data than original application received, the entire quote/binder is subject to revision and possible retraction.
9. Higher limits of liability may be available. Please consult with your agent.
10. This proposal is based upon exposures to loss made known to the Public Risk Insurance Advisors. Any changes in exposures (i.e. new operations, new acquisitions of property or change in liability exposure) need to be promptly reported to us in order that proper coverage may be put into place.
11. **This proposal is intended to give a brief overview. Please refer to coverage agreements for complete information regarding definition of terms, deductibles, sub-limits, restrictions and exclusions that may apply. In the event of any differences, the policy will prevail.**

Retail Compensation Disclosure

In addition to the commissions or fees received by us for assistance with the placement, servicing, claims handling, or renewal of your insurance coverages, other parties, such as excess and surplus lines brokers, wholesale brokers, reinsurance intermediaries, underwriting managers and similar parties, some of which may be owned in whole or in part by Brown & Brown, Inc., may also receive compensation for their role in providing insurance products or services to you pursuant to their separate contracts with insurance or reinsurance carriers. That compensation is derived from your premium payments. Additionally, it is possible that we, or our corporate parents or affiliates, may receive contingent payments or allowances from insurers based on factors which are not client-specific, such as the performance and/or size of an overall book of business produced with an insurer. We generally do not know if such a contingent payment will be made by a particular insurer, or the amount of any such contingent payments, until the underwriting year is closed. That compensation is partially derived from your premium dollars, after being combined (or "pooled") with the premium dollars of other insureds that have purchased similar types of coverage. We may also receive invitations to programs sponsored and paid for by insurance carriers to inform brokers regarding their products and services, including possible participation in company-sponsored events such as trips, seminars, and advisory council meetings, based upon the total volume of business placed with the carrier you select. We may, on occasion, receive loans or credit from insurance companies. Additionally, in the ordinary course of our business, we may receive and retain interest on premiums you pay from the date we receive them until the date of premiums are remitted to the insurance company or intermediary. In the event that we assist with placement and other details of arranging for the financing of your insurance premium, we may also receive a fee from the premium finance company.

If an intermediary is utilized in the placement of coverage, the intermediary may or may not be owned in whole or part by Brown & Brown, Inc. or its subsidiaries. Brown & Brown entities operate independently and are not required to utilize other companies owned by Brown & Brown, Inc., but routinely do so. In addition to providing access to the insurance company, the Wholesale Insurance Broker/Managing General Agent may provide additional services including, but not limited to: underwriting; loss control; risk placement; coverage review; claims coordination with insurance company; and policy issuance. Compensation paid for those services is derived from your premium payment, which may on average be 15% of the premium you pay for coverage, and may include additional fees charged by the intermediary.

Questions and Information Requests. Should you have any questions, or require additional information, please contact this office at (386) 252-6176 or, if you prefer, submit your question or request online at <http://www.bbinsurance.com/customerinquiry/>.

Guide to Bests Ratings		
Best Category	Rating	Description
Secure	A++	Superior
Secure	A+	Superior
Secure	A	Excellent
Secure	A-	Excellent
Secure	B++	Very Good
Secure	B+	Very Good
Vulnerable	B	Fair
Vulnerable	B-	Fair
Vulnerable	C++	Marginal
Vulnerable	C+	Marginal
Vulnerable	C	Weak
Vulnerable	C-	Weak
Vulnerable	D	Poor
Vulnerable	E	Under Regulatory Supervision
Vulnerable	F	In Liquidation
Vulnerable	S	Rating Suspended
Not Rated	NR-1	Insufficient Data
Not Rated	NR-2	Insufficient Size and/or operating experience
Not Rated	NR-3	Rating Procedure Inapplicable
Not Rated	NR-4	Company Request
Not Rated	NR-5	Not Formally Followed
Rating Modifier	u	Under Review
Rating Modifier	q	Qualified
Affiliation Code	g	Group
Affiliation Code	p	Pooled
Affiliation Code	r	Reinsured

Guide to Best's Financial Size Categories		
Reflects size of insurance company based on their capital, surplus and conditional reserve funds in U.S. dollars.	I	Less than \$1,000,000
	II	\$1,000,000 - \$2,000,000
	III	\$2,000,000 - \$5,000,000
	IV	\$5,000,000 - \$10,000,000
	V	\$10,000,000 - \$25,000,000
	VI	\$25,000,000 - \$50,000,000
	VII	\$50,000,000 - \$100,000,000
	VIII	\$100,000,000 - \$250,000,000
	IX	\$250,000,000 - \$500,000,000
	X	\$500,000,000 - \$750,000,000
	XI	\$750,000,000 - \$1,000,000,000
	XII	\$1,000,000,000 - \$1,250,000,000
	XIII	\$1,250,000,000 - \$1,500,000,000
	XIV	\$1,500,000,000 - \$2,000,000,000
	XV	Greater than \$2,000,000,000

Public Risk Insurance Advisors always strives to place your coverage with highly secure insurance companies. We cannot, however, guarantee the financial stability of any carrier.

TAB D
Property Statement of Values

PROPERTY - STATEMENT OF VALUES (SOV)

Covered Party:	Peace River Manasota Regional Water Supply Authority
Renewal Date:	3/1/2019 to 3/1/2020
Date Completed:	

Unit Number	DEPARTMENT	Description of Occupancy	ADDRESS Line 1	City	State	Zip	County	Year Built	Square Feet	# of Stories	Sprinkler %	Flood Zone	Building Replacement Value	Contents Replacement Value	TOTALS BY UNIT/LOCATION	Construction Type
001	120 / TP 1	Activated carbon storage tank, mixers, pumps, motors	8998 SW County Rd. 769	Arcadia	FL	34269	De Soto	1980		1		X	\$ 134,959	\$ 43,897	\$ 178,856	251 - Pump/Lift Station
002	25 / TP 1&2	Chlorine contact basin	8998 SW County Rd. 769	Arcadia	FL	34269	De Soto	1980		1		X	\$ 55,671	\$ -	\$ 55,671	223 - On Ground Liquid Storage Tank
004	30 / TP 1-6	Filters and filler equipment	8998 SW County Rd. 769	Arcadia	FL	34269	De Soto	1980		2		X	\$ 3,504,441	\$ 200,000	\$ 3,704,441	223 - On Ground Liquid Storage Tank
006	190	Maintenance Building with #1 and 2 generators and Swgr	8998 SW County Rd. 769	Arcadia	FL	34269	De Soto	1980		1		X	\$ 835,462	\$ 1,500,000	\$ 2,335,462	111 - MNC
008	5 / River Pump Station	Intake structure and pumps	8998 SW County Rd. 769	Arcadia	FL	34269	De Soto	1980		1		X	\$ 1,351,218	\$ 1,282,580	\$ 2,633,798	251 - Pump/Lift Station
010	20 / TP 2	Solid contact unit #1 concrete and mech. Equip.	8998 SW County Rd. 769	Arcadia	FL	34269	De Soto	1980		1		X	\$ 427,371	\$ 198,154	\$ 625,525	223 - On Ground Liquid Storage Tank
011	20 / TP 2	Solid contact unit #2, updated in REP	8998 SW County Rd. 769	Arcadia	FL	34269	De Soto	1980		1		X	\$ 461,432	\$ 198,154	\$ 659,586	223 - On Ground Liquid Storage Tank
012	SRHSPS	Operations bldg.	8998 SW County Rd. 769	Arcadia	FL	34269	De Soto	1980		2		X	\$ 1,178,644	\$ 2,585,000	\$ 3,763,644	111 - MNC
013		Spare parts storage bldg.	8998 SW County Rd. 769	Arcadia	FL	34269	De Soto	1980		1		X	\$ 80,333	\$ 77,120	\$ 157,452	152 - NC
014	35 / TP 1	Motor control bldg.	8998 SW County Rd. 769	Arcadia	FL	34269	De Soto	1980		1		X	\$ 15,745	\$ 107,111	\$ 122,856	111 - MNC
017	45 / GST #1	2MG Tank	8998 SW County Rd. 769	Arcadia	FL	34269	De Soto	1980				X	\$ 1,250,000	\$ -	\$ 1,250,000	223 - On Ground Liquid Storage Tank
018	10	Surface reservoir pump station	8998 SW County Rd. 769	Arcadia	FL	34269	De Soto	1980		1		X	\$ 1,127,017	\$ -	\$ 1,127,017	251 - Pump/Lift Station
019	10 / Elec Equipment	Surface reservoir pumps	8998 SW County Rd. 769	Arcadia	FL	34269	De Soto	1980				X	\$ -	\$ 2,209,150	\$ 2,209,150	251 - Pump/Lift Station
020	10	Air Compressor & Bubble Aerator	8998 SW County Rd. 769	Arcadia	FL	34269	De Soto	1987				X	\$ 42,844	\$ 500,000	\$ 542,844	251 - Pump/Lift Station
021	15	Pentagon splitter box	8998 SW County Rd. 769	Arcadia	FL	34269	De Soto	1988				X	\$ 117,246	\$ -	\$ 117,246	111 - MNC
023	35 / TP 2	Transfer pump station concrete structure and transfer pumps	8998 SW County Rd. 769	Arcadia	FL	34269	De Soto	1980				X	\$ 78,726	\$ 537,052	\$ 615,778	251 - Pump/Lift Station
026	51 WF #1	ASR wells	8998 SW County Rd. 769	Arcadia	FL	34269	De Soto	1983				X	\$ 4,386,175	\$ -	\$ 4,386,175	251 - Pump/Lift Station
028	190 MWSG 1&2	23 KV overhead power line, poles and transformers & Main Switch	8998 SW County Rd. 769	Arcadia	FL	34269	De Soto	1995				X	\$ 1,224,120	\$ -	\$ 1,224,120	243 - Electrical Equipment
029	45 / GST #2	2 MG storage tank #2	8998 SW County Rd. 769	Arcadia	FL	34269	De Soto	1996				X	\$ 1,250,000	\$ -	\$ 1,250,000	223 - On Ground Liquid Storage Tank
032		Maintenance Office	8998 SW County Rd. 769	Arcadia	FL	34269	De Soto	2003		1		X	\$ 80,333	\$ 21,422	\$ 101,755	152 - NC
033	15 / TP 1&2	PAC Contact Tanks	8998 SW County Rd. 769	Arcadia	FL	34269	De Soto	2002		2		X	\$ 566,829	\$ 319,189	\$ 886,018	223 - On Ground Liquid Storage Tank
034	20 / TP 2	Rapid Mix/Sed Basins	8998 SW County Rd. 769	Arcadia	FL	34269	De Soto	2002		2		X	\$ 2,672,193	\$ 1,026,119	\$ 3,698,311	223 - On Ground Liquid Storage Tank
035	30 / 7-12	Filters	8998 SW County Rd. 769	Arcadia	FL	34269	De Soto	2002		2		X	\$ 1,527,289	\$ 1,499,547	\$ 3,026,836	223 - On Ground Liquid Storage Tank
036	35 / TP 2	MCC Transfer PS Building	8998 SW County Rd. 769	Arcadia	FL	34269	De Soto	2002		2		X	\$ 33,740	\$ 398,451	\$ 432,191	251 - Pump/Lift Station
037	45 / GST #3	2MG Storage Tank #3	8998 SW County Rd. 769	Arcadia	FL	34269	De Soto	2002		2		X	\$ 1,250,000	\$ -	\$ 1,250,000	223 - On Ground Liquid Storage Tank
038	51 WF #2	12 ASR Wells	8998 SW County Rd. 769	Arcadia	FL	34269	De Soto	2002				X	\$ 136,084	\$ 1,842,301	\$ 1,978,385	251 - Pump/Lift Station
039	100 / TP 1&2	TP1 Trib Sampling Bldg	8998 SW County Rd. 769	Arcadia	FL	34269	De Soto	2002		1		X	\$ 64,266	\$ 74,250	\$ 138,516	152 - NC
040	110	Polymer/Compressor Bldg	8998 SW County Rd. 769	Arcadia	FL	34269	De Soto	2002		1		X	\$ 127,087	\$ 325,000	\$ 452,087	152 - NC
042	TP 2	Maintenance Shop	8998 SW County Rd. 769	Arcadia	FL	34269	De Soto	2002		1		X	\$ 224,932	\$ 100,000	\$ 324,932	152 - NC
043	80 / TP	Sludge Thickner #1	8998 SW County Rd. 769	Arcadia	FL	34269	De Soto	2002		2		X	\$ 337,398	\$ 356,678	\$ 694,076	223 - On Ground Liquid Storage Tank
044	125 / TP 2	PAC Storage Tank	8998 SW County Rd. 769	Arcadia	FL	34269	De Soto	2002		2		X	\$ 112,466	\$ 96,399	\$ 208,865	223 - On Ground Liquid Storage Tank
045		Yard Piping and Water Transmission Lines throughout Desoto, Ma	Various Locations		FL							X	\$ 5,580,457	\$ -	\$ 5,580,457	228 - Pipelines at
046		Portable building	8998 SW County Rd. 769	Arcadia	FL	34269	De Soto	2000	320	1		X	\$ -	\$ 10,000	\$ 10,000	191 - Mobile Office
047	Administration	OWNED Administrative Office including Tenant Space	9415-9423 Town Center Parkway	Lakewood Ranch	FL	34202	Manatee	1999	11,886	1	No	X	\$ 2,125,000	\$ 267,776	\$ 2,392,776	119 - JM
048	Proj Pr-Hwy 17	Metal Building 50'x40'	State Rd 17	Arcadia	FL	34269	De Soto	2007	2000	1		X	\$ 124,248	\$ -	\$ 124,248	152 - NC
049	Proj Pr-Hwy 17	Well Pump and Meter	State Rd 17	Arcadia	FL	34269	De Soto	2007				X	\$ 37,489	\$ -	\$ 37,489	251 - Pump/Lift Station
050	Proj Pr-Hwy 17	Transfer Pumps Assoc Piping	State Rd 17	Arcadia	FL	34269	De Soto	2007				X	\$ 123,177	\$ -	\$ 123,177	251 - Pump/Lift Station
051	4	SCADA (2); Incl Cameras and Monitors	8998 SW County Rd. 769	Arcadia	FL	34269	De Soto	2006				X	\$ -	\$ 750,000	\$ 750,000	243 - Electrical Equipment
052	191	Reservoir Generator & Switchgear	8998 SW County Rd. 769	Arcadia	FL	34269	De Soto	2009				X	\$ -	\$ 634,912	\$ 634,912	244 - Mechanical Equipment
053	20 / TP 3 & 4	Solid Contact Units	8998 SW County Rd. 769	Arcadia	FL	34269	De Soto	2009				X	\$ 6,940,160	\$ 3,800,535	\$ 10,740,694	223 - On Ground Liquid Storage Tank
054	30 / TP 3 & 4	Filters 30-46, Transfer Pump Station #3 & 4	8998 SW County Rd. 769	Arcadia	FL	34269	De Soto	2009				X	\$ 5,970,322	\$ 5,006,753	\$ 10,977,075	251 - Pump/Lift Station
055	35 TP 3&4	Electrical Building	8998 SW County Rd. 769	Arcadia	FL	34269	De Soto	2009				X	\$ 113,002	\$ 592,235	\$ 705,237	111 - MNC
056	45	2MG Storage Tank # 4	8998 SW County Rd. 769	Arcadia	FL	34269	De Soto	2009				X	\$ 1,250,000	\$ -	\$ 1,250,000	223 - On Ground Liquid Storage Tank
057	45	2MG Storage Tank # 5	8998 SW County Rd. 769	Arcadia	FL	34269	De Soto	2009				X	\$ 1,250,000	\$ -	\$ 1,250,000	223 - On Ground Liquid Storage Tank
058	45	2MG Storage Tank # 6	8998 SW County Rd. 769	Arcadia	FL	34269	De Soto	2009				X	\$ 1,250,000	\$ -	\$ 1,250,000	223 - On Ground Liquid Storage Tank
059	62	HS Pump Station-North Regional	8998 SW County Rd. 769	Arcadia	FL	34269	De Soto	2009				X	\$ 572,129	\$ 2,988,000	\$ 3,560,129	251 - Pump/Lift Station
060	80	Sludge Thickener #2	8998 SW County Rd. 769	Arcadia	FL	34269	De Soto	2009				X	\$ 337,398	\$ 356,678	\$ 694,076	223 - On Ground Liquid Storage Tank
061	90	Sludge Dewatering Building	8998 SW County Rd. 769	Arcadia	FL	34269	De Soto	2009				X	\$ 990,645	\$ 1,175,394	\$ 2,166,039	223 - On Ground Liquid Storage Tank
062	97	Recycle Pump Station Electrical Building	8998 SW County Rd. 769	Arcadia	FL	34269	De Soto	2009				X	\$ 108,182	\$ 812,521	\$ 920,702	251 - Pump/Lift Station
063	100-110	Alum/ Polymer Building	8998 SW County Rd. 769	Arcadia	FL	34269	De Soto	2009				X	\$ 1,272,599	\$ 1,698,244	\$ 2,970,843	111 - MNC
064	97	Recycle Pumping Station	8998 SW County Rd. 769	Arcadia	FL	34269	De Soto	2009				X	\$ 763,591	\$ 314,431	\$ 1,078,021	251 - Pump/Lift Station

PROPERTY - STATEMENT OF VALUES (SOV)

Covered Party:	Peace River Manasota Regional Water Supply Authority
Renewal Date:	3/1/2019 to 3/1/2020
Date Completed:	

Unit Number	DEPARTMENT	Description of Occupancy	ADDRESS Line 1	City	State	Zip	County	Year Built	Square Feet	# of Stories	Sprinkler %	Flood Zone	Building Replacement Value	Contents Replacement Value	TOTALS BY UNIT/LOCATION	Construction Type	
065	125	Powder Activated Carbon Building #2	8998 SW County Rd. 769	Arcadia	FL	34269	De Soto	2009				X	\$ 1,515,399	\$ 1,200,000	\$ 2,715,399	111 - MNC	
066	145	Chlorine/Caustic & Ammonia Bldg	8998 SW County Rd. 769	Arcadia	FL	34269	De Soto	2009				X	\$ 1,861,422	\$ 2,300,000	\$ 4,161,422	111 - MNC	
067	190	Fuel Tanks & System-3 Above Ground	8998 SW County Rd. 769	Arcadia	FL	34269	De Soto	2009				X	\$ 46,058	\$ 400,752	\$ 446,810	223 - On Ground Liquid Storage Tank	
068	190	Maintenance building with #3 & 4 Generators and Swgr.	8998 SW County Rd. 769	Arcadia	FL	34269	De Soto	2009				X	\$ 34,490	\$ 1,500,000	\$ 1,534,490	244 - Mechanical Equipment	
069	7	Reservoir #2	8998 SW County Rd. 769	Arcadia	FL	34269	De Soto	2009				X	\$ -	\$ 5,355,525	\$ 5,355,525	223 - On Ground Liquid Storage Tank	
070	PH 3A	Building with Emergency Generator and pump station	Carlton WTP, 1255 Mabry Carlton	Venice	FL	34292	Sarasota	2011				X	\$ 404,467	\$ 494,017	\$ 898,484	243 - Electrical Equipment	
072	PH 3A	5MG Storage Tank #7	Carlton WTP, 1255 Mabry Carlton	Venice	FL	34292	Sarasota	2011				X	\$ 2,592,074	\$ -	\$ 2,592,074	223 - On Ground Liquid Storage Tank	
073	PH 3A	5MG Storage Tank #8	Carlton WTP, 1255 Mabry Carlton	Venice	FL	34292	Sarasota	2011				X	\$ 2,592,074	\$ -	\$ 2,592,074	223 - On Ground Liquid Storage Tank	
074	PH 3A	Electrical Building	Carlton WTP, 1255 Mabry Carlton	Venice	FL	34292	Sarasota	2011				X	\$ 61,206	\$ 494,028	\$ 555,234	111 - MNC	
075	PH 3A	Pump Station	Carlton WTP, 1255 Mabry Carlton	Venice	FL	34292	Sarasota	2011				X	\$ 112,211	\$ 1,008,297	\$ 1,120,508	251 - Pump/Lift Station	
077	PH1A	Chemical Structure	27589 Disston Ave	Punta Gorda	FL	33982	Charlotte	2013				X	\$ 15,150	\$ 149,480	\$ 164,630	152 - NC	
078	PH1A	Ground Storage Tank - 500,000 gal	27589 Disston Ave	Punta Gorda	FL	33982	Charlotte	2013				X	\$ 500,355	\$ -	\$ 500,355	223 - On Ground Liquid Storage Tank	
079	PH1A	Subaqueous Line Above Water Air Relief Valves	Charlotte Harbor	Punta Gorda	FL		Charlotte	2013				X	\$ 250,000	\$ -	\$ 250,000		
080		Water Quality Training Facility Addition to Operations Bldg	8998 SW County Rd. 769	Arcadia	FL	34269	De Soto	2015	5602	2	100	X	\$ 2,049,000	\$500,000	\$2,549,000	111 - MNC	
81		Maintenance Building (Office)	8998 SW County Rd. 769	Arcadia	FL	34269	De Soto	2020	4161	1	0	A	\$ 1,714,000	\$50,000	\$1,764,000	Concrete masonry units (CMU) with metal trusses. Construction type II-B.	
82		Maintenance Warehouse	8998 SW County Rd. 769	Arcadia	FL	34269	De Soto	2020	7320	1	0	A	\$ 1,340,000	\$100,000	\$1,440,000	Pre-engineered metal building (PEMB) with partial CMU wall and metal wall panels. Construction type II-B	
															\$0		
<p>Note on items in red: These building are currently under construction and are slated to be complete in Feb 2020. Contents amounts are estimates as we have not made decisions regarding furniture at this time.</p>																	
													Total Building/Contents:	\$ 68,550,325	\$ 47,457,153	\$ 116,007,478	
													Blanket Time Element:			\$ 2,000,000	
													Ace Limit of Liability:			\$ 118,007,478	
SIGNATURE _____																	
DATE: _____																	

PEACE RIVER MANASOTA REGIONAL WATER SUPPLY AUTHORITY
BOARD OF DIRECTORS MEETING
January 31, 2020

CONSENT AGENDA
ITEM 5

**Solar Together Program,
An FP&L Shared Solar Program**

Recommended Action - **Motion** to receive and file ‘Solar Together Program’ status update update.

Florida Power & Light (FPL) projects they will add as much as 1200 MW of solar capacity by the end of 2020. The ‘Solar Together Program’ is a program designed to allow existing Commercial/Industrial customers participation in large scale solar projects currently being planned and constructed by FPL.

Background

The program is subscription based and offers customers the opportunity to purchase a solar subscription at a long-term monthly fixed cost. In exchange for the monthly fixed cost investment in FPL’s solar program, participants receive a monthly bill credit that increases over time. The estimated simple payback period for the average subscriber is projected to be 5-7 years. The Authority is currently pre-registered for the program, which reserves our opportunity to enter the program while maintaining our option to leave the program without penalty. An overview of the program was presented as Regular Item #2 to the Authority Board at the February 6, 2019 meeting. At that time, the Authority Board supported participation in the program and requested status updates as needed.

Status Update

FPL’s initial schedule called for the program to be presented for approval to the Public Service Commission (PSC) in October 2019 and implementation in early 2020. Based on information provided by FPL, that schedule has been delayed due primarily to the large volume of testimony surrounding the program, and greater than expected testimony from “intervener” groups opposed to the plan.

The final hearing for testimony to the PSC is set for January 14, 2020. Once testimony is completed, the PSC typically renders their decision and notifies affected parties within two-weeks. According to FPL staff feedback, Public Service Commission approval of the Solar Together program is uncertain at this time. Should FPL fail to gain approval for the program, there would be no financial impact to the Authority for participating in the Pre-Registration process. Should they gain approval, staff will return to the Board with program details approved by the PSC and costs/benefits for the program.

PEACE RIVER MANASOTA REGIONAL WATER SUPPLY AUTHORITY
BOARD OF DIRECTORS MEETING
January 31, 2020

CONSENT AGENDA
ITEM 6

Letter of Appreciation Ray Sandrock as Retiring Charlotte County Administrator

Recommended Action -

Motion for letter of appreciation to Ray Sandrock for service and support for the Authority upon his retirement (March 2020) as Charlotte County Administrator.

Ray Sandrock has been with Charlotte County since 1999, moving from Finance Manager up through the ranks to County Administrator in 2010. Throughout his tenure as County Administrator Ray has been a model of professionalism and forward thinking, which has been a great benefit to the County, the Authority and our four-county region. Mr. Sandrock is scheduled to retire in March. Staff recommends the Authority extend a letter of appreciation to Ray for his years of service and his positive influence in assuring a resilient regional water supply for Charlotte County and the Authority.

Attachments:

Draft letter of Appreciation

PEACE RIVER MANASOTA REGIONAL WATER SUPPLY AUTHORITY

Hon. Priscilla Trace
Manatee County

Hon. Ken Doherty
Charlotte County

Hon. Elton A. Langford
DeSoto County

Hon. Alan Maio
Sarasota County

Patrick J. Lehman, P.E., Executive Director

January 31, 2020

Ray Sandrock, Charlotte County Administrator
Charlotte County Administration Center
18500 Murdock Circle
Port Charlotte, Florida 33948-1094

Re: Commendation for Service to the Region

Dear Mr. Sandrock:

The Board of Directors of the Peace River Manasota Regional Water Supply Authority extends its sincere appreciation for your years of dedicated public service upon your retirement as Charlotte County Administrator. Your professionalism and cooperative spirit with the Authority throughout your tenure has been instrumental in furthering the continued partnership in the development of a regional water supply system not only for the benefit of the citizens of Charlotte County but the four counties comprising the Authority now and into the future. Your dedicated service and tremendous duty stand as a reminder of the accomplishments that can be achieved by working together.

The Authority Board and staff thank you for your many years of public service and we wish you well in your retirement.

Sincerely,

Ken Doherty, Chairman

Priscilla Trace, Vice Chairman

Alan Maio, Commissioner

Elton A. Langford, Commissioner

Patrick Lehman, Executive Director

Douglas Manson, General Counsel

PEACE RIVER MANASOTA REGIONAL WATER SUPPLY AUTHORITY
BOARD OF DIRECTORS MEETING
January 31, 2020

CONSENT AGENDA
ITEM 7

Novation of Contract from TKW Consulting Engineers, LLC to CONSOR Engineers, LLC

Recommended Action -

Motion to approve and authorize Executive Director to execute novation of existing contracts from TKW Consulting Engineers, LLC to CONSOR Engineers, LLC.

The Authority currently has a contract with TKW Consulting Engineers, LLC, covering professional engineering and design services. On January 14, 2020, the Authority was formally notified that TKW Consulting Engineers, LLC, has become CONSOR Engineers, LLC. The notification requested novation of the all Authority contracts with TKW Consulting Engineers, LLC to CONSOR Engineers, LLC.

The attached correspondence provides details on the name change and associated mergers and acquisitions. Staff recommends Board approval for novation of all Authority contracts with TKW Consulting Engineers, LLC to CONSOR Engineers, LLC, and authorization for the Executive Director to execute the novation on behalf of the Authority.

Attachments:

Novation request and supporting materials from TKW Consulting Engineers, LLC and CONSOR Engineers, LLC



Peace River Manasota
Regional Water Supply Authority

January 8, 2020

JAN 14 2020

RECEIVED

Chris Rogers
Peace River Manasota Regional Water Supply Authority
9415 Town Center Parkway
Lakewood Ranch, FL 34202

**RE: Request for Contract Re-Assignment
Business Name Change & New Federal Tax ID- TKW Consulting Engineers, LLC**

To Whom it May Concern:

On December 31,2019 TKW Consulting Engineers, LLC (TKW) was formally merged into CONSOR Engineers, LLC (CONSOR) through a filing with the Florida Secretary of State. As a result, the name and Federal Tax ID associated with our contract(s)has changed. CONSOR certifies that it shall assume all obligations and liabilities set forth in the respective contract(s) and certifies that no changes have been made in the Key Personnel responsible for the affected contract(s).

We currently have the following contract(s) that require re-assignment to CONSOR.

Description	Contract Date	TKW Project No.
PRF AWIA Risk & Resiliency Act	8/15/2019	15920.05
PRMRWSA Filter Covers Construction PH	7/31/2019	19903.00

Going forward, all future contract(s) and invoices will be from CONSOR Engineers, LLC, with payments addressed to:

CONSOR Engineers, LLC
15310 Park Row
Houston, TX 77804

Our new Federal Tax ID is 59-3221706 and we have included an updated W-9 for your accounting department. 2020 Certificates of Insurance (COI) were delivered to all contacts on file 12/20/2019.

If you did not receive an updated COI or require any further documentation and/or action on our part to re-assign contract(s), please contact Crissey McNally at cmcnally@consoreng.com or by phone at (303)569.6271.



Rest assured, our dedicated staff will continue to provide you with the same excellent service you have come to know and expect from TKW. We are excited about the future and the opportunity to continue working for you as CONSOR.

Sincerely,
CONSOR Engineers, LLC

A handwritten signature in blue ink, appearing to read "Trudi Williams".

Trudi Williams, PE
Vice President, Water/Wastewater

enclosures
CONSOR Statement of Merger Filing
Certificate of Good Standing
Professional Engineers License
W9

State of Florida



Department of State

I certify the attached is a true and correct copy of the Articles of Merger, filed on December 18, 2019, effective December 31, 2019, for CONSOR ENGINEERS, LLC, the surviving Florida entity, as shown by the records of this office.

The document number of this corporation is L18000098678.



Given under my hand and the
Great Seal of the State of Florida
at Tallahassee, the Capital, this the
Nineteenth day of December, 2019



Laurel M. Lee

Secretary of State

**Articles of Merger
For
Florida Limited Liability Company**

The following Articles of Merger is submitted to merge the following Florida Limited Liability Company(ies) in accordance with s. 605.1025, Florida Statutes.

FIRST: The exact name, form/entity type, and jurisdiction for each merging party are as follows:

<u>Name</u>	<u>Jurisdiction</u>	<u>Form/Entity Type</u>
Structural Grace, LLC	Arizona	Limited Liability Company
TKW Consulting Engineers, LLC	Florida	Limited Liability Company

SECOND: The exact name, form/entity type, and jurisdiction of the surviving party are as follows:

<u>Name</u>	<u>Jurisdiction</u>	<u>Form/Entity Type</u>
Conzor Engineers, LLC	Florida	Limited Liability Company

THIRD: The merger was approved by each domestic merging entity that is a limited liability company in accordance with ss.605.1021-605.1026; by each other merging entity in accordance with the laws of its jurisdiction; and by each member of such limited liability company who as a result of the merger will have interest holder liability under s.605.1023(1)(b).

FILED
19 DEC 18 AM 9:07
SECRETARY OF STATE
TALLAHASSEE, FLORIDA

FOURTH: Please check one of the boxes that apply to surviving entity: (if applicable)

- This entity exists before the merger and is a domestic filing entity, the amendment, if any to its public organic record are attached.
- This entity is created by the merger and is a domestic filing entity, the public organic record is attached.
- This entity is created by the merger and is a domestic limited liability limited partnership or a domestic limited liability partnership, its statement of qualification is attached.
- This entity is a foreign entity that does not have a certificate of authority to transact business in this state. The mailing address to which the department may send any process served pursuant to s. 605.0117 and Chapter 48, Florida Statutes is:

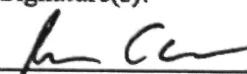


FILED
 19 DEC 18 AM 9:07
 SECRETARY OF STATE
 ALABAMA STATE, FLORIDA

FIFTH: This entity agrees to pay any members with appraisal rights the amount, to which members are entitled under ss.605.1006 and 605.1061-605.1072, F.S.

SIXTH: If other than the date of filing, the delayed effective date of the merger, which cannot be prior to nor more than 90 days after the date this document is filed by the Florida Department of State:

December 31, 2019

SEVENTH: Signature(s) for Each Party:

Name of Entity/Organization:	Signature(s):	Typed or Printed Name of Individual:
Structural Grace, LLC		Andrew Wehr
TKW Consulting Engineers, LLC		Andrew Wehr
Conzor Engineers, LLC		Andrew Wehr

- Corporations: Chairman, Vice Chairman, President or Officer
(If no directors selected, signature of incorporator.)
- General partnerships: Signature of a general partner or authorized person
- Florida Limited Partnerships: Signatures of all general partners
- Non-Florida Limited Partnerships: Signature of a general partner
- Limited Liability Companies: Signature of an authorized person

Fees: For each Limited Liability Company:	\$25.00	For each Corporation:	\$35.00
For each Limited Partnership:	\$52.50	For each General Partnership:	\$25.00
For each Other Business Entity:	\$25.00	Certified Copy (optional):	\$30.00

State of Florida

Department of State

I certify from the records of this office that CONSOR ENGINEERS, LLC is a limited liability company organized under the laws of the State of Florida, filed on April 23, 2018, effective January 30, 1994.

The document number of this limited liability company is L18000098678.

I further certify that said limited liability company has paid all fees due this office through December 31, 2019, that its most recent annual report was filed on February 8, 2019, and that its status is active.

*Given under my hand and the
Great Seal of the State of Florida
at Tallahassee, the Capital, this
the Twenty-third day of December,
2019*



Randy R. Lee
Secretary of State

Tracking Number: 8913962183CU

To authenticate this certificate, visit the following site, enter this number, and then follow the instructions displayed.

<https://services.sunbiz.org/Filings/CertificateOfStatus/CertificateAuthentication>



Ron DeSantis, Governor

Halsey Beshears, Secretary



STATE OF FLORIDA
DEPARTMENT OF BUSINESS AND PROFESSIONAL REGULATION
BOARD OF PROFESSIONAL ENGINEERS

THE ENGINEERING BUSINESS HEREIN IS AUTHORIZED UNDER THE
PROVISIONS OF CHAPTER 471, FLORIDA STATUTES

CONSOR ENGINEERS, LLC

2121 OLD HICKORY TREE ROAD
ST. CLOUD FL 34772

LICENSE NUMBER: CA6876

EXPIRATION DATE: FEBRUARY 28, 2021

Always verify licenses online at MyFloridaLicense.com



Do not alter this document in any form.

This is your license. It is unlawful for anyone other than the licensee to use this document.

PEACE RIVER MANASOTA REGIONAL WATER SUPPLY AUTHORITY
BOARD OF DIRECTORS MEETING
January 31, 2020

REGULAR AGENDA
ITEM 1

Water Supply Conditions

Presenter - Richard Anderson, System Operations Manager

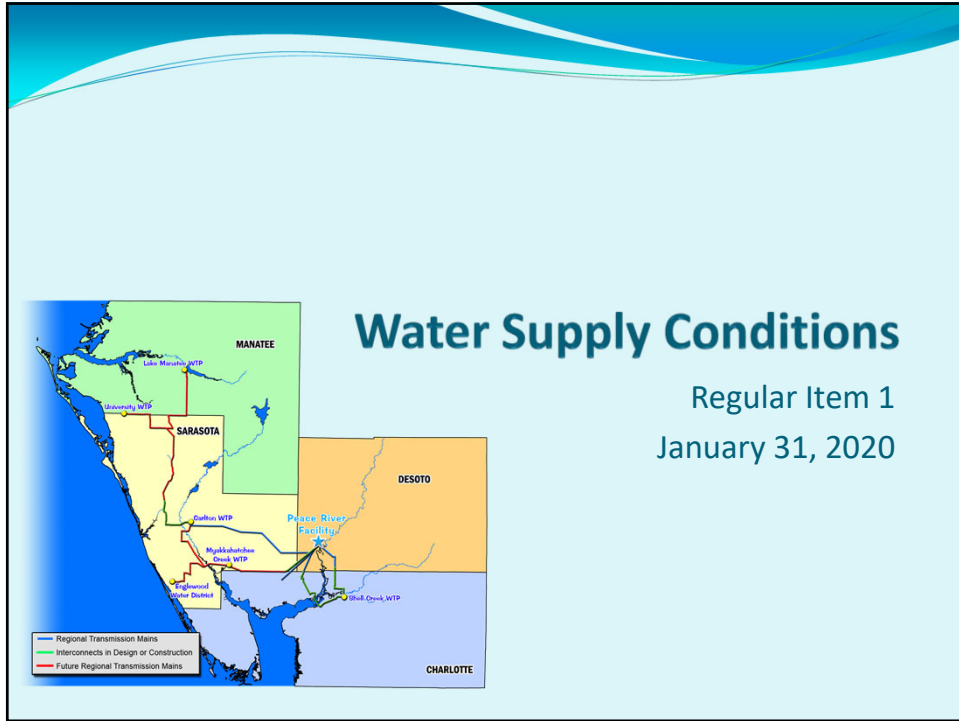
Recommended Action - **Status Report.** This item is presented for the Board's information and no action is required.

Water Supply Conditions at the Peace River Facility as of January 15, 2020.

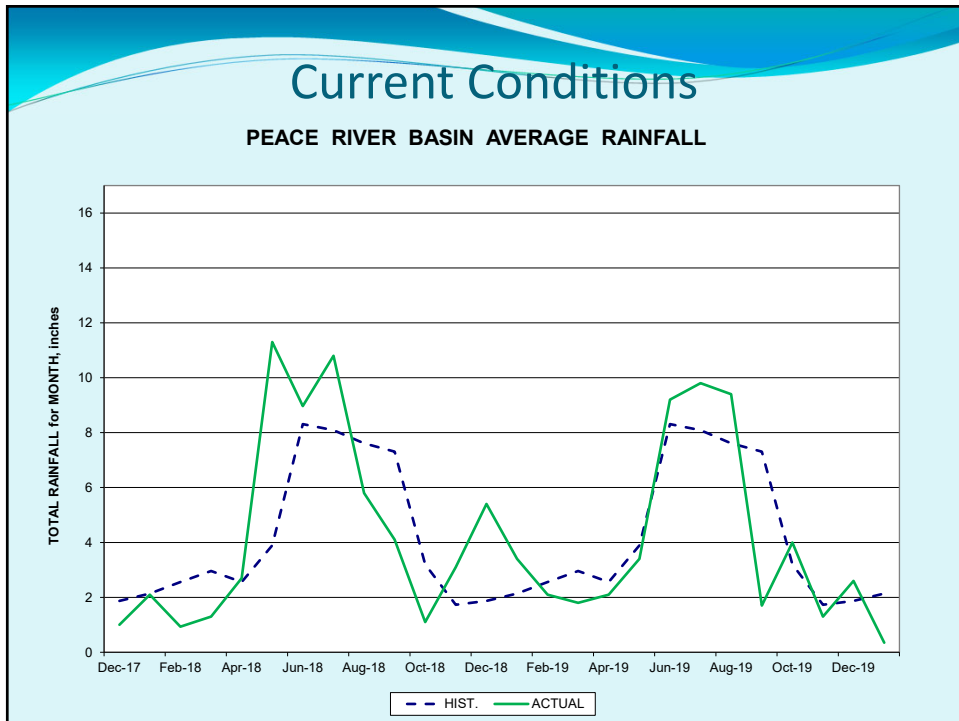
- Water Supply Quantity: Excellent
- Treated Water Quality: Excellent

January Water Demand	29.46 MGD
January River Withdrawals	30.22 MGD
<u>Storage Volume:</u>	
Reservoirs	6.81 BG
ASR	<u>8.63 BG</u>
Total	15.44 BG

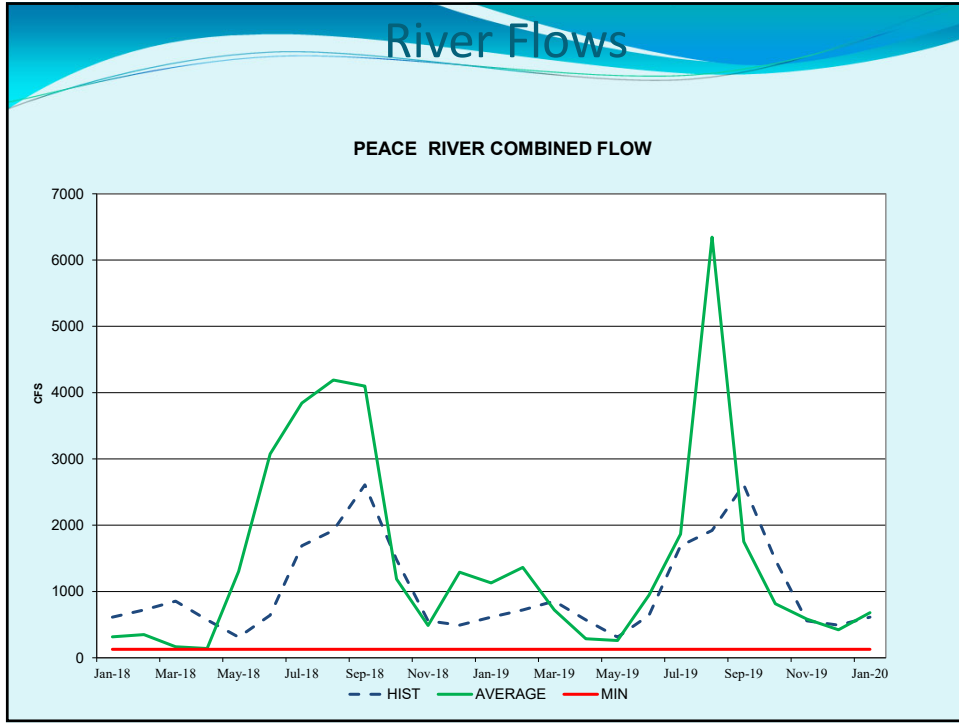
Attachments:
Presentation Materials



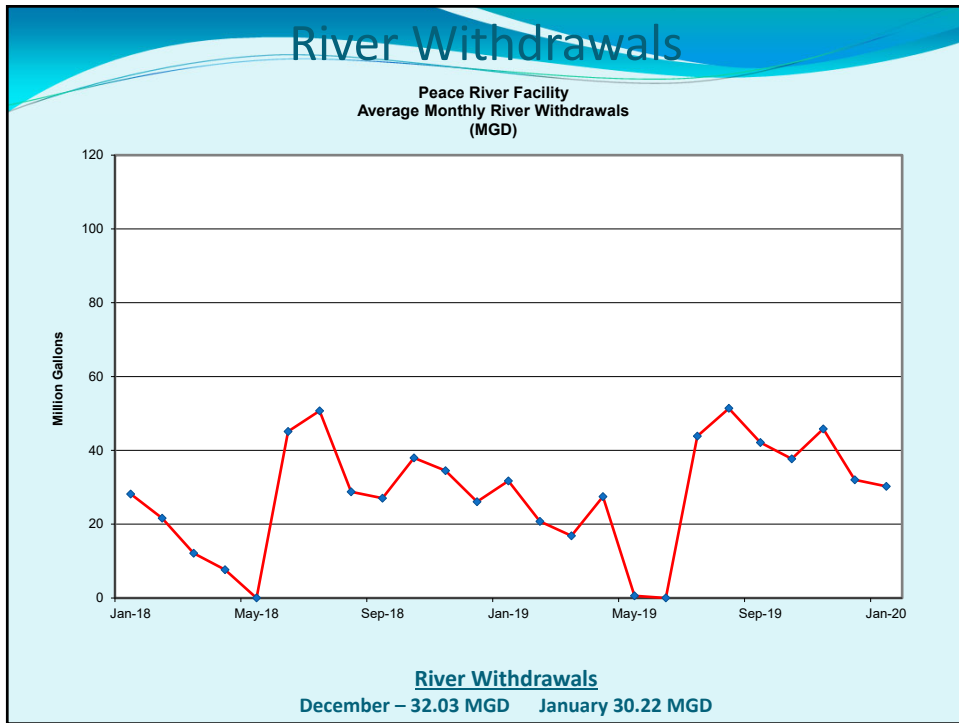
1



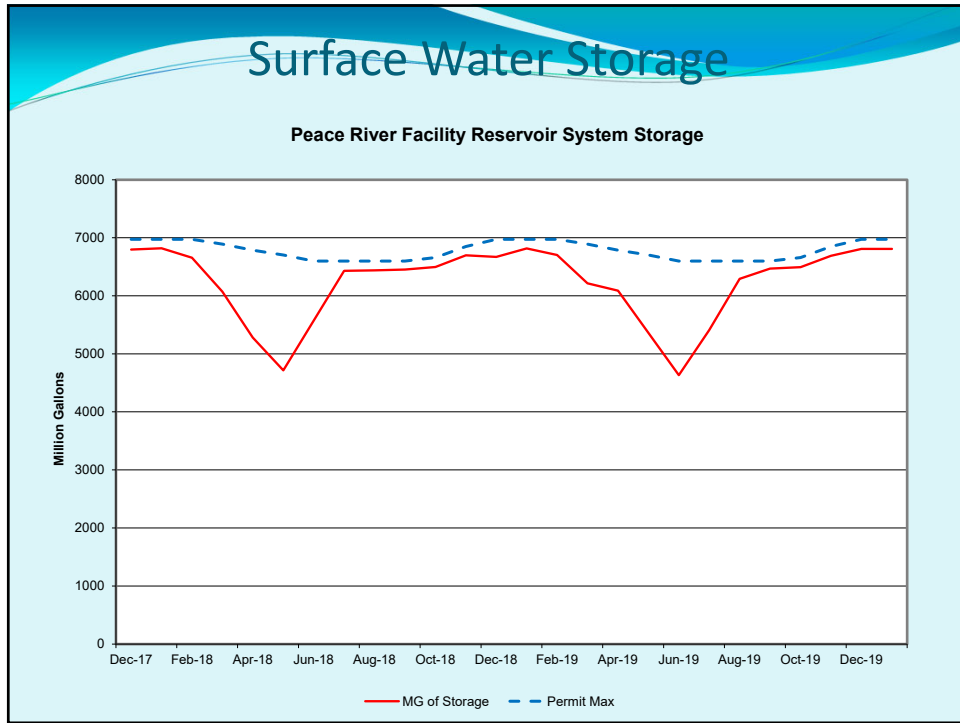
2



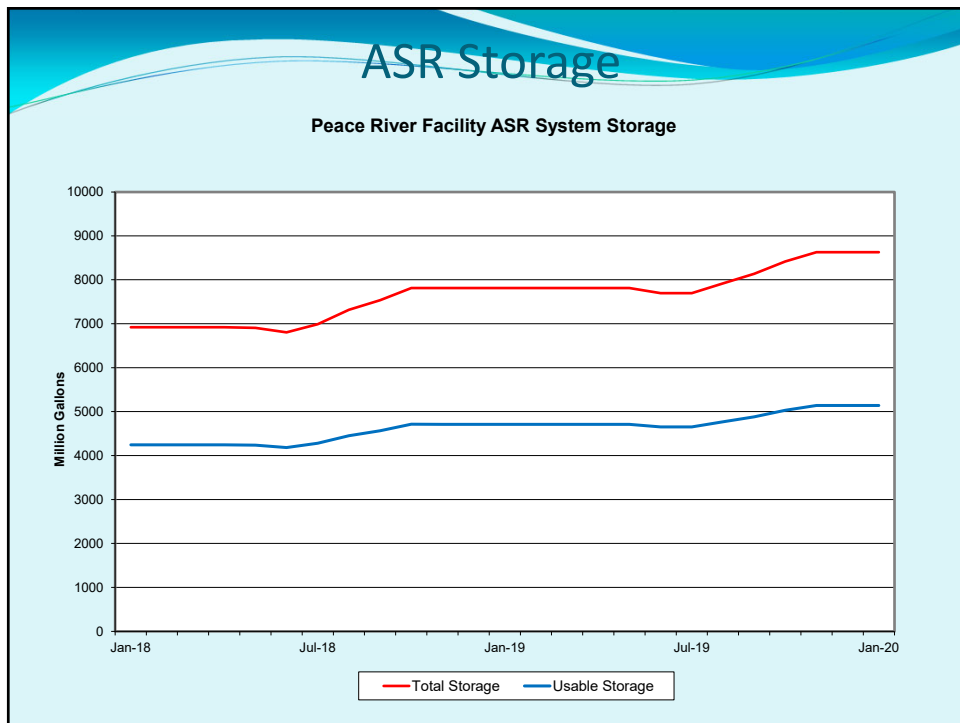
3



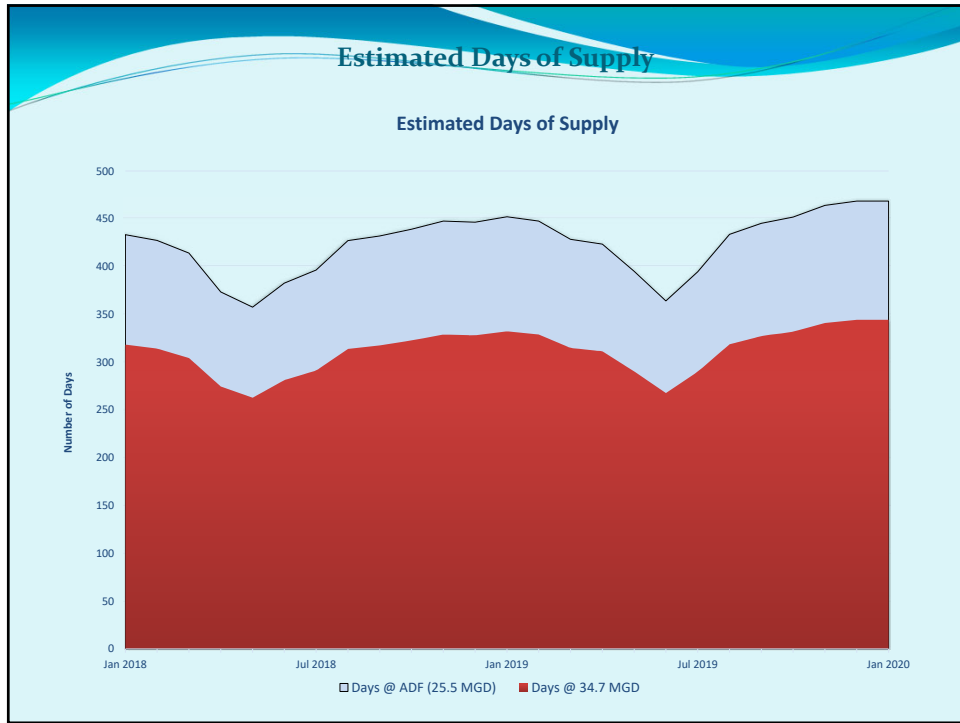
4



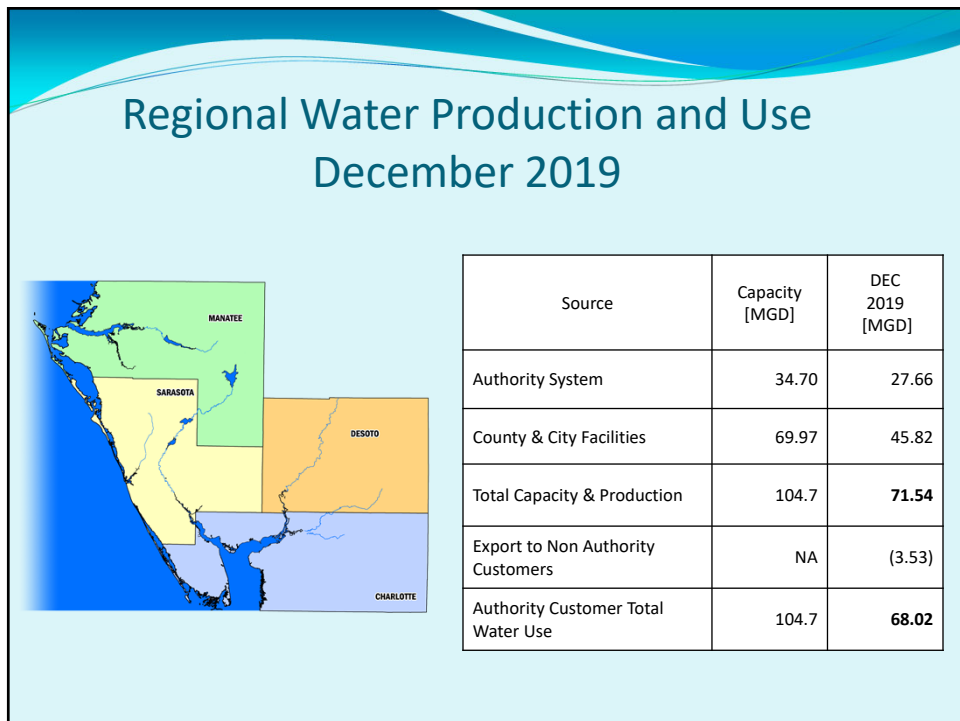
5



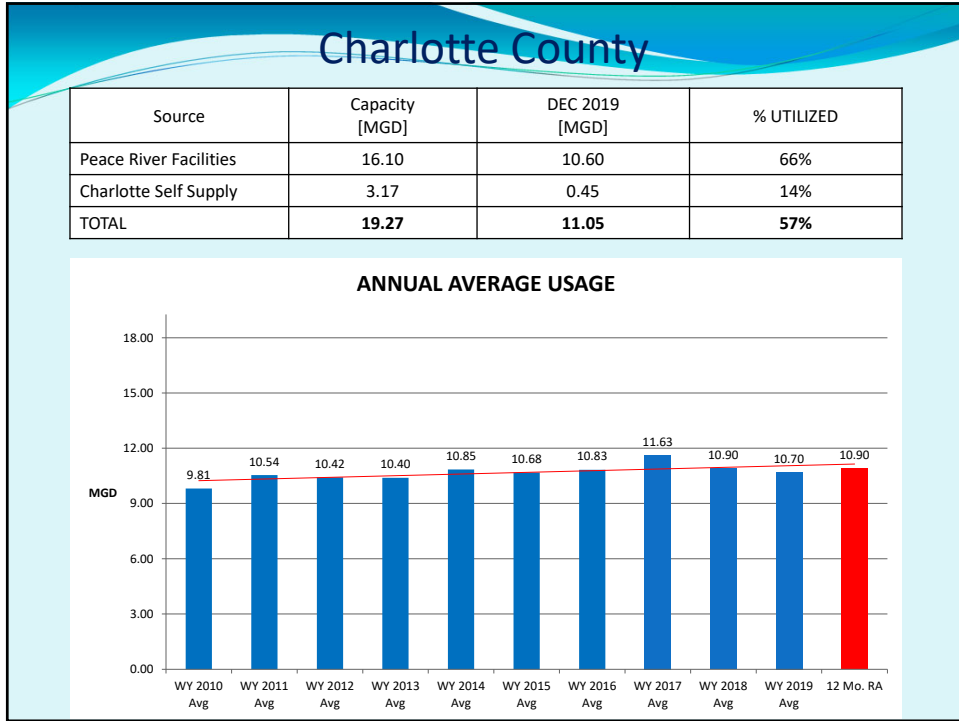
6



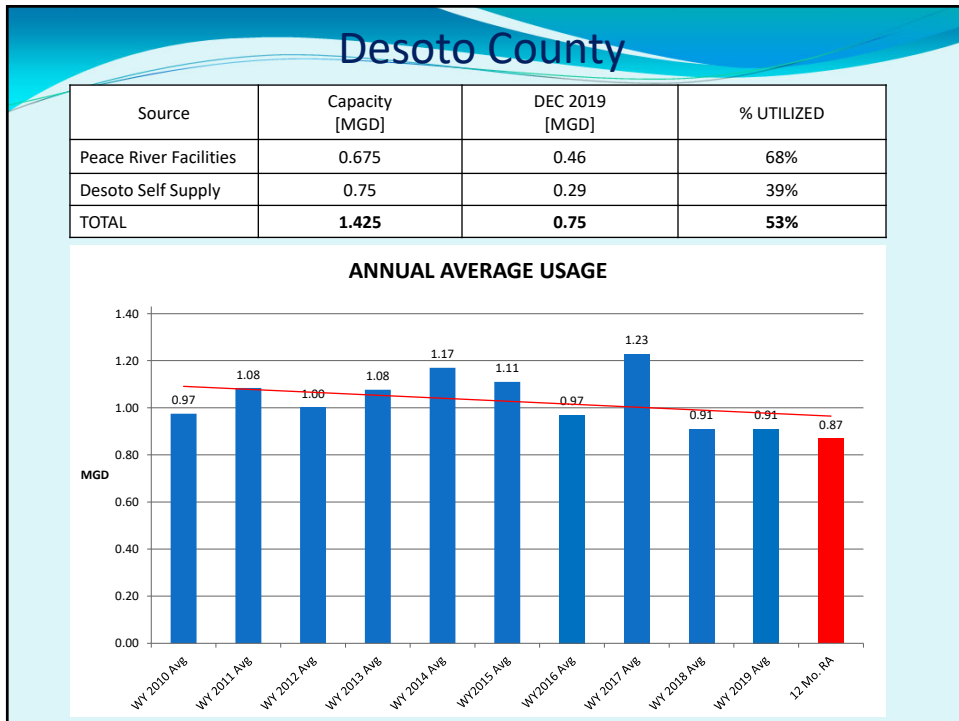
7



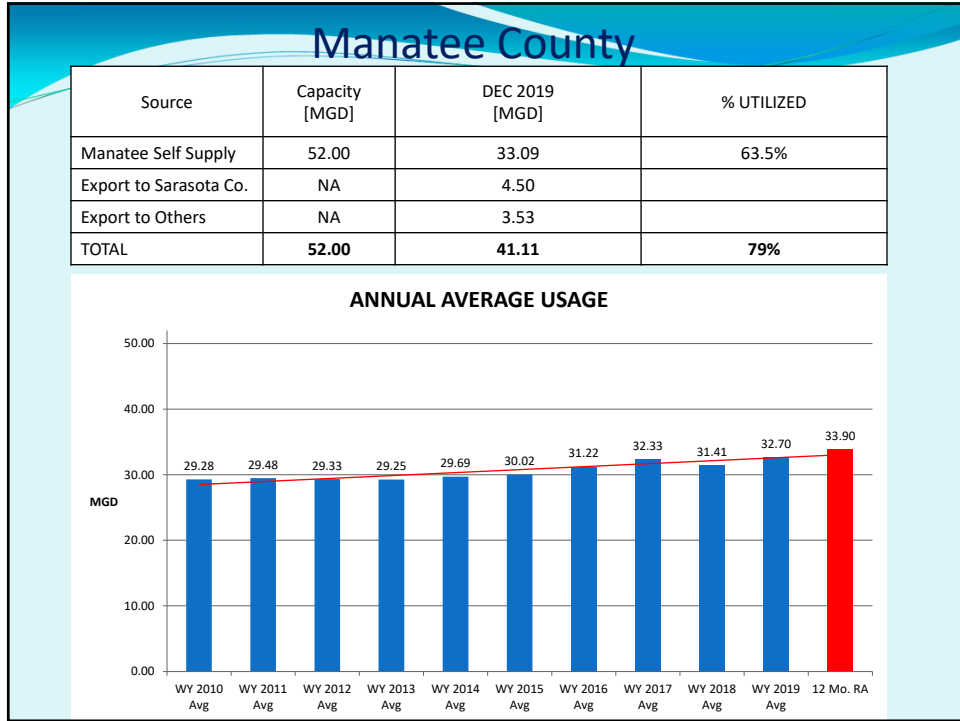
8



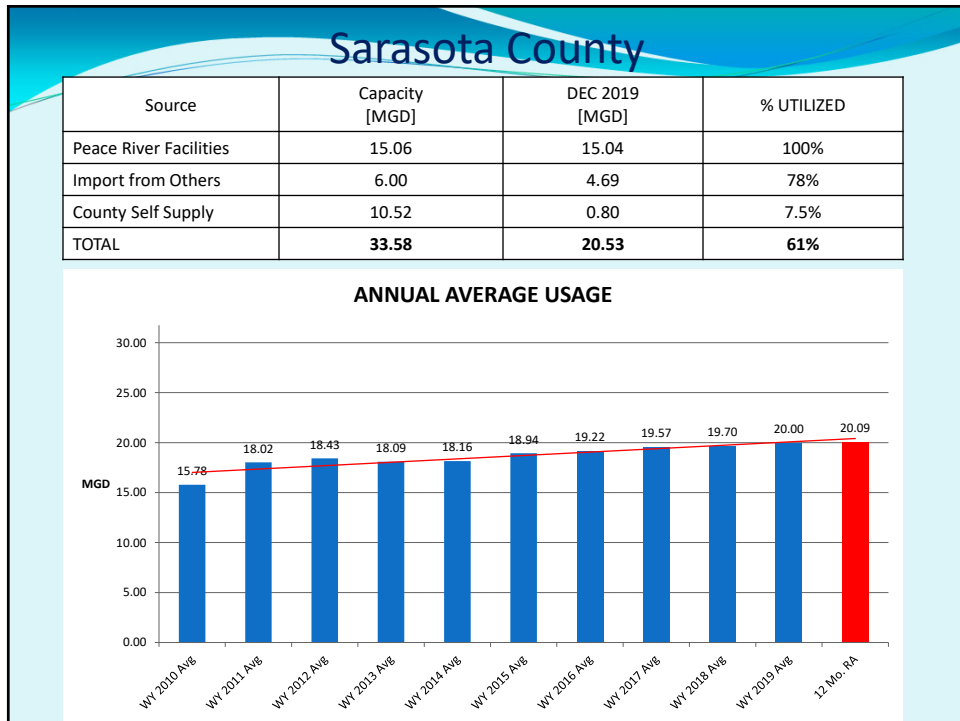
9



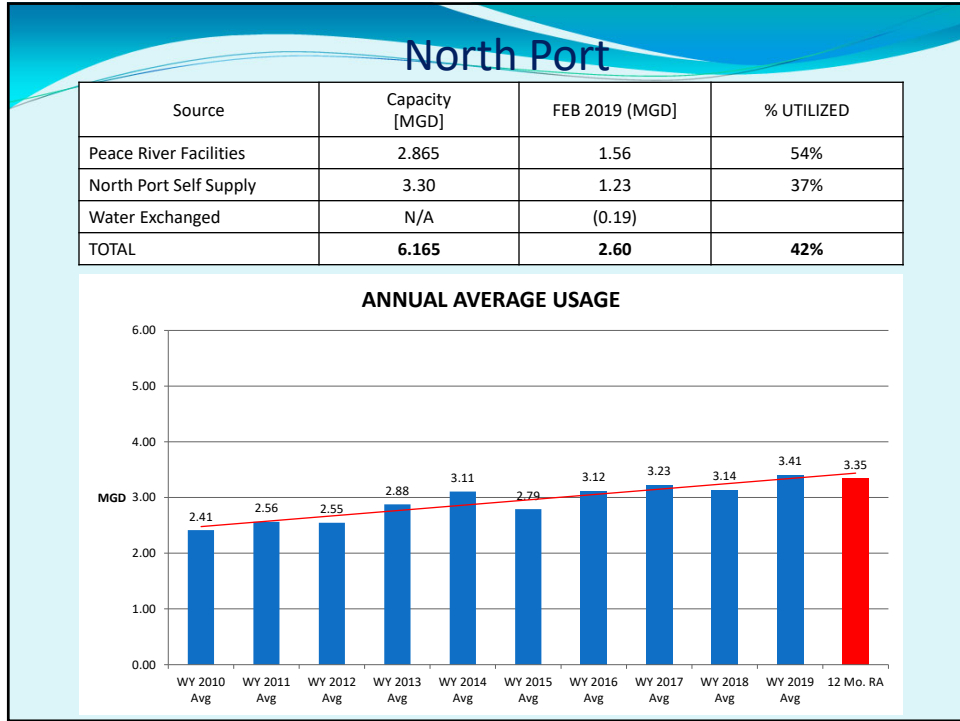
10



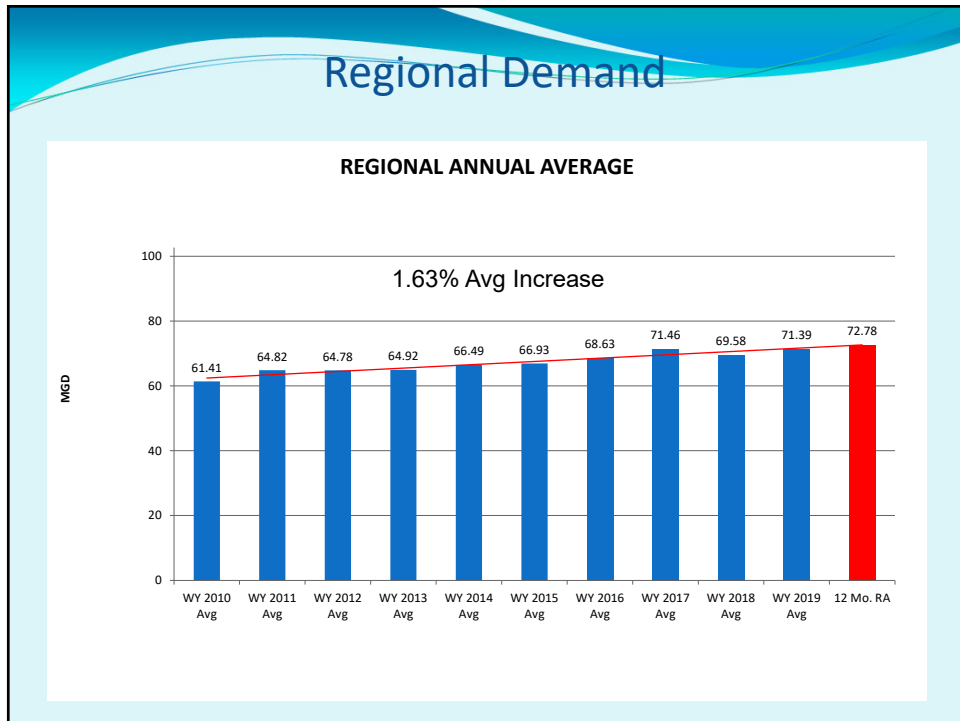
11



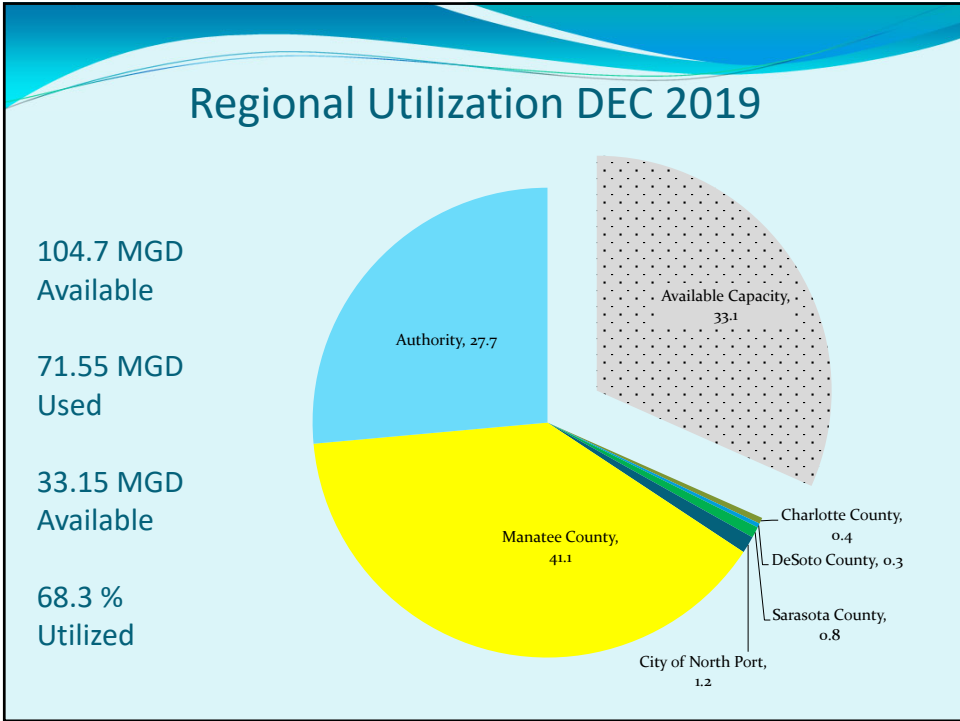
12



13



14



15



16

PEACE RIVER MANASOTA REGIONAL WATER SUPPLY AUTHORITY
BOARD OF DIRECTORS MEETING
January 31, 2020

REGULAR AGENDA
ITEM 2

**FY 2019 Comprehensive Annual Financial Report and
Independent Auditors' Report**

Presenter -

Ann Lee, Finance & Administration Manager
Tiffany Mangold, CPA, Purvis Gray & Company

Recommended Action -

Motion. To receive and file 'Peace River Manasota Regional Water Supply Authority FY 2019 Comprehensive Annual Financial Report and Independent Auditors' Report' as submitted and approve its submittal to the GFOA Certificate of Achievement for Excellence in Financial Reporting Program, pending the changes related to GASB 68.

The firm of Purvis Gray & Company completed the annual audit of the Authority's financial records for the fiscal year ending September 30, 2019. There were no matters involving the internal control over financial reporting or significant deficiencies in operation noted in the audit that would be considered a material weakness.

Staff recommends the Board 'receive and file' the Comprehensive Annual Financial Report and Independent Auditors' Report of the Authority for period ending September 30, 2019, and approve its submittal to the GFOA Certificate of Achievement for Excellence in Financial Reporting Program, pending the changes related to GASB 68.

Attachments:

Tab A FY 2019 Comprehensive Annual Financial Report and Independent Auditors' Report [DRAFT]
Tab B Presentation Materials

TAB A

FY 2019 Comprehensive Annual Financial Report and Independent Auditors' Report [DRAFT]



Peace River Manasota

Regional Water Supply Authority

Comprehensive Annual Financial Report

Fiscal Year Ended September 30, 2019



"Through cooperation & collaboration the Authority & its members shall create, maintain & expand a sustainable, interconnected regional water supply system"

PEACE RIVER MANASOTA REGIONAL WATER SUPPLY AUTHORITY
LAKEWOOD RANCH, FLORIDA

COMPREHENSIVE ANNUAL FINANCIAL REPORT

FOR THE FISCAL YEAR ENDED

SEPTEMBER 30, 2019

Prepared by:

Department of Finance & Administration
Ann Lee, MBA, CGFO
Finance & Administration Manager

Peace River Manasota Regional Water Supply Authority
 Comprehensive Annual Financial Report
 For the Fiscal Year Ended September 30, 2019

TABLE OF CONTENTS

Introductory Section	7
Letter of Transmittal	9
GFOA Certificate of Achievement	16
Organizational Chart	17
Board of Directors	18
Financial Section	19
Independent Auditors Report	21
Management’s Discussion & Analysis	24
Financial Statements	33
Statement of Net Position	35
Statement of Revenue, Expenses & Changes in Fund Balances	36
Statement of Cash Flows	37
Notes to the Financial Statements	39
Required Supplementary Information	59
Schedule of Net Pension Liability	60
Schedule of Contributions	61
Notes to Required Supplementary Information	62
Statistical Section	63
Financial Trends	64
Net Position	64
Revenues, Expenses & Changes in Net Position	65
Restricted Assets	66
Revenue Capacity	67
Water Sales (Average Millions of Gallons Per Day)	67
Water Sales by Customer	68

Peace River Manasota Regional Water Supply Authority
 Comprehensive Annual Financial Report
 For the Fiscal Year Ended September 30, 2019

TABLE OF CONTENTS (Continued)

Debt Capacity.....	69
Long Term Debt by Issuance.....	69
Debt Coverage.....	70
Operating Information.....	71
Operating Indicators.....	71
Contracted Delivery Amounts.....	72
Demographic and Economic Information.....	73
Demographic and Economic Statistics.....	73
Other Reports.....	75
Independent Auditors’ Report on Internal Control Over Financial Reporting and on Compliance and Other Matters Based on an Audi of Financial Statements Performed in Accordance with <i>Government Auditing Standards</i>	77
Independent Accountants’ Report on Compliance with Florida Statute Section 218.415 – Investment of Public Funds.....	79
Independent Auditors’ Report on Compliance for each Major State Project and on Internal Control over Compliance Required by Chapter 10.550, <i>Rules of the Auditor General</i>	80
Schedule of Expenditures of State Financial Assistance.....	82
Notes to Schedule of Expenditures of State Financial Assistance.....	83
Schedule of Findings and Questioned Costs of State Financial Assistance.....	84
Management Letter.....	86

INTRODUCTORY SECTION

PEACE RIVER MANASOTA REGIONAL WATER SUPPLY AUTHORITY

Hon. Ken Doherty
Charlotte County

Hon. Elton A. Langford
DeSoto County

Hon. Priscilla Trace
Manatee County

Hon. Alan Maio
Sarasota County

Patrick J. Lehman, P.E., Executive Director

January 31, 2020

The Honorable Board of Directors
Peace River Manasota Regional Water Supply Authority
9415 Town Center Parkway
Lakewood Ranch, FL 34202

We are pleased to present the Comprehensive Annual Financial Report (CAFR) for the year ended September 30, 2019. The financial statements are audited in conformity with Chapter 166.241(1), Florida Statutes, and Chapter 10.550 of the Rules of the Auditor General of the State of Florida. Management assumes full responsibility for the completeness and reliability of the information contained in this report, based upon a comprehensive framework of internal controls that it has established for this purpose. Because the cost of internal controls should not exceed anticipated benefits, the objective is to provide reasonable, rather than absolute, assurance that the financial statements are free of any material misstatements.

Authority policy requires that an independent certified public accounting firm, approved by the Board, audit the financial statements on an annual basis. The Authority auditors, Purvis Gray, have issued an unmodified (or clean) opinion on the Agency's financial statements for fiscal year ended September 30, 2019.

Management's Discussion and Analysis ("MD&A") immediately follows the independent auditor's report and provides a narrative introduction, overview, and analysis of the basic financial statements. The MD&A complements this letter of transmittal and should be read in conjunction with it.

Government Profile

The Peace River Manasota Regional Water Supply Authority (Authority) is a regional water supply authority that provides wholesale drinking water to its member counties and the city of North Port supporting the region's economy and quality of life.

The Authority is an independent special district created and existing pursuant to Chapter 373, Florida Statutes, and Chapter 163, Florida Statutes by an interlocal agreement executed between Charlotte, DeSoto, Manatee and Sarasota Counties. The interlocal agreement was most recently amended in 2005 (Second Amended Interlocal Agreement Creating the Peace River Manasota Regional Water Supply Authority; October 5, 2005).

The boundaries of the Authority consist of all of DeSoto, Manatee and Sarasota Counties and those parts of Charlotte County which are under the jurisdiction of the Southwest Florida Water Management District, a region of roughly 900,000 residents. The Board of Directors of the Authority consists of one representative of Charlotte County, DeSoto County, Manatee County and Sarasota County that is a commissioner on the board of county commissioners for each respective county. Each representative is appointed by and serves at the pleasure of their respective Board of County Commissioners. The Authority Board of Director's officers consist of a chair and vice chair. The Board of Directors is vested with all the powers of the Authority.

The Authority owns and operates the Peace River Facility located in southwest DeSoto County. The Peace River Facility is a 51 MGD (million gallons per day) surface water treatment facility utilizing the Peace River a water source. Water is withdrawn from the Peace River in accordance with a withdrawal schedule established by the Southwest Florida Water Management District in a water use permit issued to the Authority to protect the downstream estuary and Charlotte harbor. The Authority owns and operates an off- stream reservoir system with 6.5 billion gallons storage and an Aquifer Storage and Recovery (ASR) system consisting of 21 ASR wells.

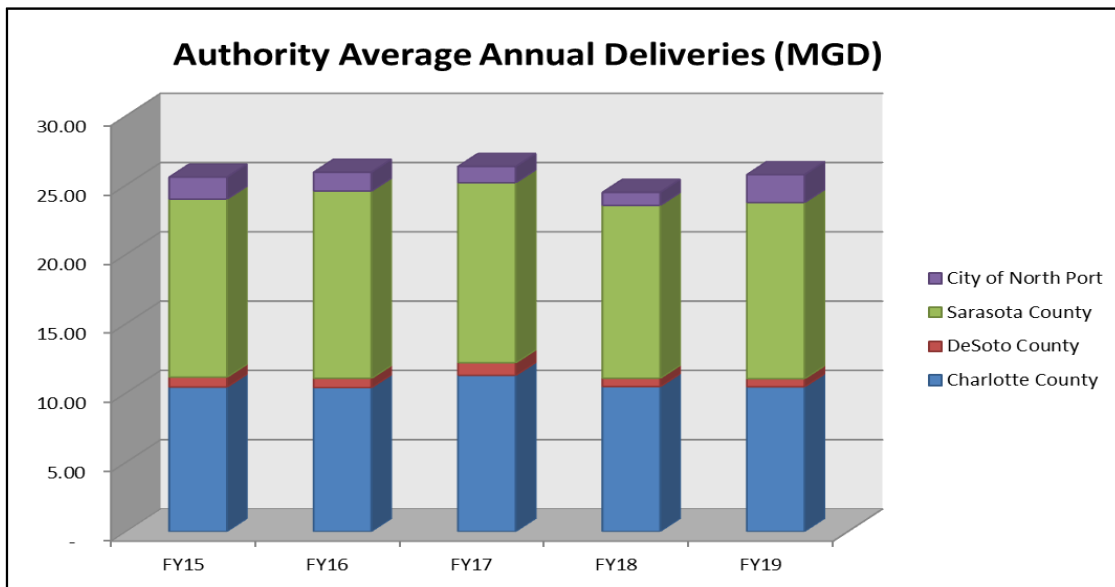
The Authority currently maintains a network of approximately 70 miles of transmission pipelines for delivery of treated drinking water to its member governments and customers with an additional 12 miles under construction. The Authority also has interconnects with other water systems: City of North Port Utilities and the City of Punta Gorda utilities. These interconnects are available to supply water in case of natural disaster, equipment maintenance or failure, resource stress or unforeseen or unplanned increase in water demand.

The Authority's 20-year Capital Needs Assessment (CNA) identifies construction of additional interconnecting pipelines to support regional reliability, provide supplies to meet growing needs, share resources to the benefit of all residents in the four- county service area, and ensure that public water supply is provided in an environmentally sustainable manner.

Local Economy and Demand Trends

The information presented in the financial statements is best understood when it is considered from the broader perspective of the environment in which the Authority functions. The Authority provides water to its member counties (Charlotte, DeSoto & Sarasota Counties) and a contract customer, the City of North Port. Manatee County is also a member, but they do not currently receive water from the Authority. Demand projections indicate that Manatee County will require water from the Authority commencing in 2037. An estimated 500,000 people receive water from the Authority through their local providers every day.

According to customer demand projections, the potable water needs of the Authority’s customers in the region are expected to grow at an annual average rate of 1.5% over the next 20 years. This projection rate is confirmed by the Bureau of Economics and Business Research (BEBR) at the University of Florida which has projected population growth for Charlotte, DeSoto, Manatee and Sarasota Counties of 27% thru 2040 (1.3% annually). This positive trend is also reflected in the Authority’s actual average MGD to our customers. The Authority has seen a 1% average annual growth in delivered quantities over the last five years and expects the steady growth of the region to continue into the future.



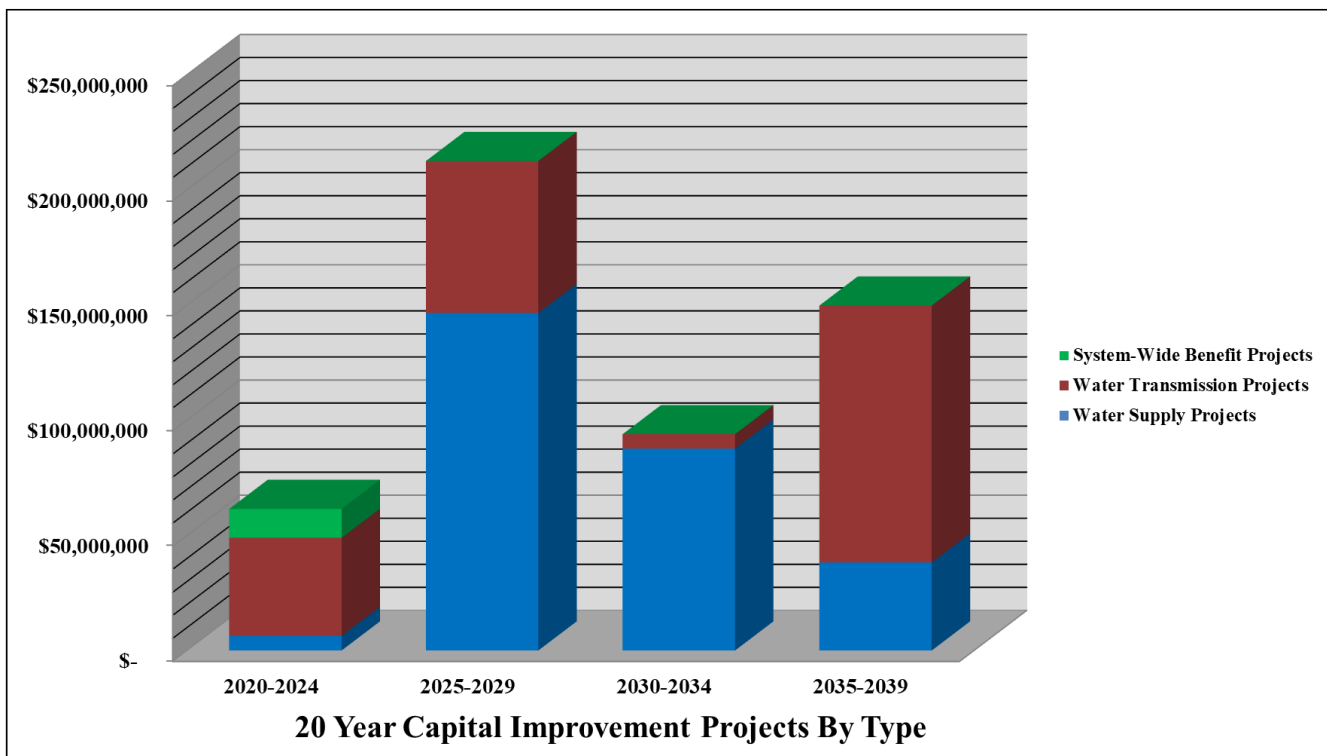
Long Term Planning and Major Initiatives

Pursuant to Section 373.713, Florida Statutes, the Authority shall design, construct, operate and maintain facilities in locations and at the times necessary to ensure that an adequate water supply will be available to all citizens within the Authority. By statute, the Authority is to maximize the economic development of the water in such a manner as will give priority to reducing adverse environmental effects.

In February 2017, as part of the Authority’s statutory mandate, the Authority Board of Directors formally adopted the revised Strategic Plan as well as an updated vision statement which states that “*Through cooperation and collaboration the Authority and its members shall create, maintain and expand a sustainable, interconnected regional water supply system.*” The updated Strategic Plan resulted in six core values: Cooperation, Collaboration, Regionalization, Diversification, Financial Stability and Water Advocacy as well as specific goals and objectives associated with each core value.

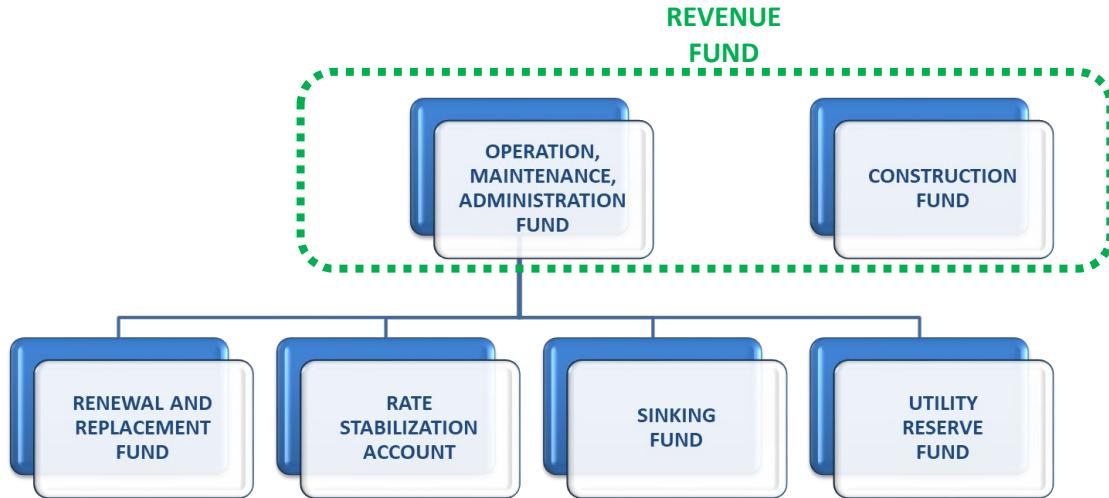
As part of the Strategic Plan implementation, the Authority has initiated several large master plans and studies including Water Quality Master Plan, Integrated Regional Water Master Plan 2020, Peace River Facility Site Master Plan, as well as collaborating with member and non-member governments on emergency planning and future water needs. In 2019, the Authority completed the collaborative effort to establish regional emergency SOP’s and has begun the planning of further expansion of the Peace River Facility and Reservoir systems to ensure future water demands are met in a sustainable and responsible manner.

In 2018, as part of the Strategic Plan, the Authority created a comprehensive 5 year Capital Improvement Program (CIP) as well as a 20 year Capital Needs Assessment (CNA) both of which were updated and approved by the Authority Board in May 2019. The 5 year CIP plan reflects infrastructure investment of roughly \$61.4 million comprised of \$42.5 million of water transmission projects, \$6.3 million of water supply projects and \$12.5 of common benefit projects. The 20 year CNA program, which includes the 5 year CIP plan, reflects potential infrastructure investments of \$517.5 million comprised of \$226 million of water transmission projects, \$278.6 million of water supply projects and \$12.5 million of common benefit projects. Should all of the current projects come to fruition; the Authority will have completed 81 miles of additional pipeline to interconnect the region as well as adding 10 billion gallons of additional storage capacity and 25 million gallons per day of expanded treatment capacity. Additional information regarding the Authority’s long term planning may be found on the Authority website.



Fund Structure Overview

The Authority consists of one Enterprise Fund that for accounting purposes is broken into additional funds and accounts.



Revenue Fund:

The Revenue Fund initial depository for all Authority revenues. The 'Revenue Fund' is divided into Operations, Maintenance & Administration Fund and Construction Fund.

Operations, Maintenance & Administration Fund:

The Operations, Maintenance & Administration Fund is the initial depository of all revenue, excluding construction and is used to pay for all operating and administrative costs of the Authority. The Operation, Maintenance and Administration Fund includes an Operating Reserve Fund.

Renewal & Replacement Fund:

The Renewal and Replacement Fund is used for repairs and replacement of the water facilities as the need arises and as approved annually by the Board through the budget.

Sinking Fund:

Sinking Fund holds all Authority funds restricted to payment of debt. Funds are transferred into the Sinking Fund as approved by Board through the budget for debt payment.

Utility Reserve Fund:

The Utility Reserve Fund is maintained at a balance sufficient to meet requirements and policy as established by the Board. Moneys in the Utility Reserve Fund may be applied for any lawful purpose relating to the Authority by action of the Board.

Construction Fund:

The Construction Fund is used to pay costs of various capital projects as designated and approved by the Board through the budget or specific Board action

Relevant Financial Policies

The Authority has adopted a comprehensive set of financial policies and continually monitors and assesses them to insure they continue to be relevant and adequate for both current and future needs. These policies are intended as a guide to the financial stewardship of the Authority and guide decisions affecting budgets and financial matters.

Operation, Maintenance and Administration Fund Policy:

Moneys in the Revenue Account shall first be used each month to deposit in the General Fund [aka Operation, Maintenance and Administration Fund] such sums as are necessary to pay operations and maintenance costs for the ensuing month; provided the Authority may transfer moneys from the Revenue Account at any time to pay operating and maintenance costs to the extent there is a deficiency in the Operation, Maintenance and Administration Fund for such purpose. Amounts in the Operation, Maintenance and Administration Fund shall be paid out from time to time by the Authority for operating and maintenance costs. The Authority establishes a policy to fund an operating reserve within the Operation, Maintenance and Administration Fund in an amount which shall be equal to the monthly average of operating and maintenance costs for the preceding fiscal year as provided in the Authority's preceding budget. Moneys in the operating reserve shall be used to pay operating and maintenance costs to the extent other moneys in the Operation, Maintenance and Administration Fund are not available for such purposes.

Utility Reserve Fund Policy:

The Authority establishes a policy to maintain an uncommitted Utility Reserve Fund with a minimum balance equivalent to 180 days of the total operations and maintenance expenditures in the Authority's annual budget. Utility Reserve Fund is the residual classification for the Enterprise Fund and represents fund balance that has not been restricted, committed or assigned to specific purposes within the Enterprise Fund.

Rate Stabilization Fund Policy:

The Authority establishes a policy to maintain Rate Stabilization account that can be used to mitigate water rate increase in the Authority's annual budget. The Authority Board of Directors may transfer into the Rate Stabilization Reserve such moneys which are on deposit in the Utility Reserve Fund as it deems appropriate. It is the goal of the Authority to maintain a balance at the end of each fiscal year of \$1 million in the Rate Stabilization account.

Renewal and Replacement Fund Policy:

The Authority's bond documents establish a Renewal and Replacement Reserve Fund requirement on the date of calculation, an amount of money equal to (1) five percent of the Gross Revenues for the preceding fiscal year or (2) such greater or lesser amount as may be certified by the consulting engineers in an amount appropriate. The Authority establishes a policy to maintain a minimum balance in the Replacement and Renewal Reserve Fund of \$2 million dollars unless either of the above conditions requires a greater minimum amount be maintained in the fund.

Renewal and Replacement charges are established by the Authority for the exclusive purpose of funding renewals and replacements of water supply facilities. The charges are established to satisfy the requirements of the Authority's obligations and shall be set forth in the annual budget approved by the Authority board of directors. Renewal and Replacement costs are the capital expenditures set forth in the annual budget approved by the Authority board of directors for the ordinary renewal, replacement, upgrade and betterment of water supply facilities. Renewal and Replacement costs do not include capital expenditures associated with the expansion or addition of water treatment, storage, pumping or transmission capacity or the costs associated with reconstruction of any major components of the water supply facilities.

Debt Service Coverage Policy:

For each fiscal year, the Authority covenanted in Bond resolutions to fix, establish, maintain and collect such rates, fees and charges, and revise them from time to time, whenever necessary, so as to always provide in each fiscal year net revenues equal to (1) at least 115% of the annual debt service becoming due in such fiscal year; and (2) at least 100% of any (a) amounts required by the terms of the Bond resolutions to be deposited in the Reserve Account or with any issuer of a Reserve Account Letter of Credit or Reserve Account Insurance Policy in such fiscal year, and (b) any payments required to be made to Charlotte County and DeSoto County pursuant to the Master Water Supply Contract due in such fiscal year.

The Authority establishes a policy to budget for debt service coverage of 150% to assure compliance with bond covenants and maintain the highest possible credit ratings that can be achieved without compromising the mission of the Authority and meeting all contractual obligations. Debt service coverage is budgeted based on each customer's respective debt obligation. Funds budgeted for debt service coverage for each customer is to be maintained on behalf of that customer.

Capital Asset Policy:

The Finance and Administration Manager is responsible for establishing the policies and procedures necessary to provide adequate internal control over capital assets and all policies and procedures shall be approved by the Executive Director. All capital assets acquired by the Authority shall be titled to the Authority and recorded in the capital assets records system. At a minimum, the capital assets records system shall contain the applicable information required by regulatory bodies. (Reference: Florida Statutes, Chapter 274.02; Rules of the Auditor General, Chapter 10.450). An annual physical inventory of all movable equipment shall be taken under the direction of the finance department and reconciled to the capital asset records and general ledger control accounts in accordance with Florida Statutes, Chapter 274.02 and Rules of the Auditor General, Chapter 10.480).

Investment Policy:

The objectives of the Authority's investment policy are safety, liquidity and return on investment. The primary objective is safety, i.e. the minimization of risk and the preservation and protection of investment principal. The second objective is to maintain sufficient liquidity at all times to meet all cash requirements that can reasonably be anticipated. The third objective is to maximize investment return, but only within the constraints of the first two objectives. The investment policy also establishes allowable investments, investment providers, and investment concentrations in furtherance of these objectives.

Budgets, Rates and Charges

The Authority's Master Water Supply Contract, bond documents and financial policies establish the conditions and charges related to water sales. The budget includes all anticipated revenue sources and expenditures including capital, operating, planning and administrative costs of the Authority for its projects and activities and is annually approved by the Authority Board of Directors during a public hearing.

The Water Rate is annually established by Resolution of the Authority for the sale of water and is comprised of a Base Rate and Water Use Charge. The Base Rate is comprised of the debt and fixed costs of the Authority while the Water Use Charge is comprised of the variable costs associated with power, treatment chemicals and residual hauling. Through sound financial practices and conservative budgeting, the Authority has been able to maintain a stable water use charge for more than five years. Additional information regarding the Authority budgets, rates and charges may be found on the Authority website.

Awards and Acknowledgments

The Government Finance Officers Association of the United States and Canada (GFOA) awarded a Certificate of Achievement for Excellence in Financial Reporting to the Peace River Manasota Regional Water Supply Authority for its comprehensive annual financial report (CAFR) for the fiscal year ended September 30, 2018. This was the first year that the government has achieved this prestigious award. In order to be awarded a Certificate of Achievement, the government had to publish an easily readable and efficiently organized CAFR that satisfied both generally accepted accounting principles and applicable program requirements.

A Certificate of Achievement for Excellence in Financial Reporting is valid for a period of one year only. We believe that our current comprehensive annual financial report continues to meet the Certificate of Achievement for Excellence in Financial Reporting Program's requirements, and we are submitting it to the GFOA to determine its eligibility for another certificate.

The preparation of this report would not have been possible without the skill, effort, and dedication of the entire Authority staff. We would also like to thank the Board for their unfailing leadership and support for maintaining the highest standards of professionalism in the management of the Authority's finances.

Respectfully submitted,

A handwritten signature in cursive script, appearing to read "Ann Lee".

Ann Lee, MBA, CGFO
Finance and Administration Manager



Government Finance Officers Association

**Certificate of
Achievement
for Excellence
in Financial
Reporting**

Presented to

**Peace River Manasota Regional
Water Supply Authority, Florida**

For its Comprehensive Annual
Financial Report
for the Fiscal Year Ended

September 30, 2018

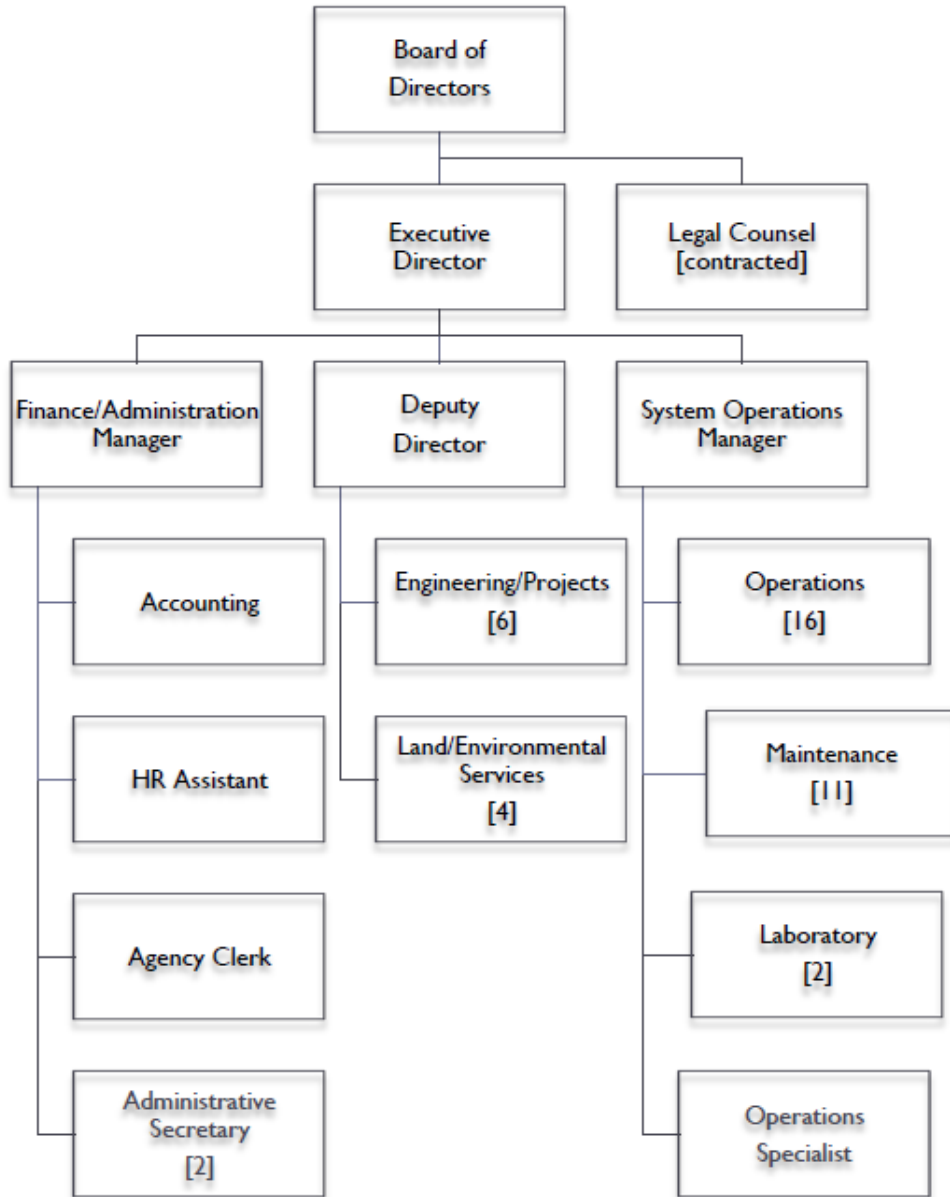
Christopher P. Morill

Executive Director/CEO

Peace River Manasota Regional Water Supply Authority

Organizational Chart

[October 2018]



Total FTE: 49

Board of Directors



Elton Langford, Chair
DeSoto County
Commissioner
www.desotobocc.com



Ken Doherty, Vice Chair
Charlotte County
Commissioner
www.charlottefl.com



Alan Maio
Sarasota County
Commissioner
www.scgov.net



Priscilla Trace
Manatee County
Commissioner
www.mymanatee.org

FINANCIAL SECTION

INDEPENDENT AUDITOR'S REPORT

Board of Directors
Peace River Manasota Regional
Water Supply Authority
Lakewood Ranch, Florida

Report on the Financial Statements

We have audited the accompanying financial statements of Peace River Manasota Regional Water Supply Authority (the Authority), as of and for the year ended September 30, 2019, and the related notes to the financial statements, which collectively comprise the Authority's basic financial statements as listed in the table of contents.

Management's Responsibility for the Financial Statements

Management is responsible for the preparation and fair presentation of these financial statements in accordance with accounting principles generally accepted in the United States of America; this includes the design, implementation, and maintenance of internal control relevant to the preparation and fair presentation of financial statements that are free from material misstatement, whether due to fraud or error.

Auditor's Responsibility

Our responsibility is to express an opinion on these financial statements based on our audit. We conducted our audit in accordance with auditing standards generally accepted in the United States of America and the standards applicable to financial audits contained in *Government Auditing Standards*, issued by the Comptroller General of the United States. Those standards require that we plan and perform the audit to obtain reasonable assurance about whether the financial statements are free from material misstatement.

An audit involves performing procedures to obtain audit evidence about the amounts and disclosures in the financial statements. The procedures selected depend on the auditor's judgment, including the assessment of the risks of material misstatement of the financial statements, whether due to fraud or error. In making those risk assessments, the auditor considers internal control relevant to the entity's preparation and fair presentation of the financial statements in order to design audit procedures that are appropriate in the circumstances, but not for the purpose of expressing an opinion on the effectiveness of the entity's internal control. Accordingly, we express no such opinion. An audit also includes evaluating the appropriateness of accounting policies used and the reasonableness of significant accounting estimates made by management, as well as evaluating the overall presentation of the financial statements.

We believe that the audit evidence we have obtained is sufficient and appropriate to provide a basis for our audit opinion.

Certified Public Accountants

P.O. Box 141270 • 222 N.E 1st Street • Gainesville, Florida 32614-1270 • (352) 378-2461
Laurel Ridge Professional Center • 2347 S.E. 17th Street • Ocala, Florida 34471 • (352) 732-3872
443 East College Avenue • Tallahassee, Florida 32301 • (850) 224-7144
5001 Lakewood Ranch Blvd., Suite 101 • Sarasota, Florida 34240 • (941) 907-0350
1560 N. Orange Ave., Suite #450 • Winter Park, Florida 32789

MEMBERS OF AMERICAN AND FLORIDA INSTITUTES OF CERTIFIED PUBLIC ACCOUNTANTS
MEMBER OF AMERICAN INSTITUTE OF CERTIFIED PUBLIC ACCOUNTANTS PRIVATE COMPANIES AND S.E.C. PRACTICE SECTIONS

Board of Directors
Peace River Manasota Regional
Water Supply Authority
Lakewood Ranch, Florida

INDEPENDENT AUDITOR'S REPORT

Opinion

In our opinion, the financial statements referred to above present fairly, in all material respects, the financial position of the Authority as of September 30, 2019, and the changes in its financial position and its cash flows for the year then ended in accordance with accounting principles generally accepted in the United States of America.

Other Matters

Required Supplementary Information

Accounting principles generally accepted in the United States of America require that the management's discussion and analysis and the required supplementary information as listed in the table of contents (collectively the "required supplementary information") be presented to supplement the basic financial statements. Such information, although not a part of the basic financial statements, is required by the Governmental Accounting Standards Board, who considers it to be an essential part of financial reporting for placing the basic financial statements in an appropriate operational, economic, or historical context. We have applied certain limited procedures to the required supplementary information in accordance with auditing standards generally accepted in the United States of America, which consisted of inquiries of management about the methods of preparing the information and comparing the information for consistency with management's responses to our inquiries, the basic financial statements, and other knowledge we obtained during our audit of the basic financial statements. We do not express an opinion or provide any assurance on the information because the limited procedures do not provide us with sufficient evidence to express an opinion or provide any assurance.

Other Information

Our audit was conducted for the purpose of forming an opinion on the financial statements that collectively comprise the Authority's basic financial statements. The introductory section and statistical section are presented for purposes of additional analysis and are not a required part of the basic financial statements. The schedule of expenditures of state financial assistance is presented for purposes of additional analysis as required by Chapter 10.550, *Rules of the Auditor General*, and is not a required part of the basic financial statements.

The schedule of expenditures of state financial assistance is the responsibility of management and was derived from, and relates directly to, the underlying accounting and other records used to prepare the basic financial statements. Such information has been subjected to the auditing procedures applied in the audit of the basic financial statements and certain additional procedures, including comparing and reconciling such information directly to the underlying accounting and other records used to prepare the basic financial statements or to the basic financial statements themselves, and other additional procedures in accordance with auditing standards generally accepted in the United States of America. In our opinion, the schedule of expenditures of state financial assistance is fairly stated in all material respects in relation to the basic financial statements as a whole.

The introductory and statistical sections have not been subjected to the auditing procedures applied in the audit of the basic financial statements and, accordingly, we do not express an opinion or provide any assurance on them.

Board of Directors
Peace River Manasota Regional
Water Supply Authority
Lakewood Ranch, Florida

INDEPENDENT AUDITOR'S REPORT

Other Reporting Required by *Government Auditing Standards*

In accordance with *Government Auditing Standards*, we have also issued our report dated January 31, 2020, on our consideration of the Authority's internal control over financial reporting and on our tests of its compliance with certain provisions of laws, regulations, contracts and grant agreements, and other matters. The purpose of that report is solely to describe the scope of our testing of internal control over financial reporting and compliance and the results of that testing, and not to provide an opinion on the effectiveness of the Authority's internal control over financial reporting or on compliance. That report is an integral part of an audit performed in accordance with *Government Auditing Standards* in considering the Authority's internal control over financial reporting and compliance.

Restriction on Use

These financial statements are presented in draft form and are subject to change pending the release of new Florida Retirement System Information. Items in red indicate areas expected to be updated as this information becomes available; however, other items may change as a result.

January 31, 2020
Sarasota, Florida

**MANAGEMENT'S DISCUSSION AND ANALYSIS
PEACE RIVER MANASOTA REGIONAL WATER SUPPLY AUTHORITY
SEPTEMBER 30, 2019**

As management of Peace River Manasota Regional Water Supply Authority (the Authority), we offer readers of the Authority's financial statements this narrative overview and analysis of the financial activities of the Authority for the fiscal year ended September 30, 2019. Readers should consider the information presented here in conjunction with the rest of the basic financial statements as well as the additional information furnished in the letter of transmittal, which can be found on pages 9-15 of this report.

Financial Highlights

- The assets and deferred outflows of resources of the Authority exceeded its liabilities and deferred inflows of resources at the close of the most recent fiscal year by **\$125,620,249** (net position). Of this amount, **\$16,051,622** represents unrestricted net position that may be used to meet the Authority's ongoing obligations to members and creditors.
- The Authority's total net position decreased by **\$3,459,987** during the year. Capital grants and contributions were \$3,381,505 (net of capital disbursements). The loss before capital contributions was **\$6,841,492**. This compares to a loss before capital contributions in the prior year of \$6,840,633.
- At the close of the current fiscal year, the Authority's enterprise fund reported combined cash balances of \$26,878,867, a decrease of \$1,297,172 in comparison with the prior year. Approximately 58% of this amount (\$15,622,349) is available for spending at the government's discretion (unrestricted cash).
- The Authority's total outstanding long-term debt decreased by \$1,487,151.
- During 2019, the Authority's total revenues were \$36,538,910, which is an increase of \$3,970,883 or 12.19% from 2018, which is primarily attributed to an increase in capital grants.
- The Authority's expenses increased by **\$1,202,107**, or **3.10%** from 2018 to 2019, primarily as a result of increased cost of sales and service (**\$940,007**) and master plans (\$289,182).

Overview of the Financial Statements

This section of the Authority's comprehensive annual financial report presents a discussion and analysis of the financial position of the Authority as of September 30, 2019 and 2018, as well as an overview of the financial activities during the fiscal year ended September 30, 2019, with 2018 fiscal year data presented for comparative purposes. This discussion should be read in conjunction with the financial statements and related notes.

This annual report consists of a series of financial statements, prepared in accordance with Governmental Accounting Standards Board (GASB) Statement No. 34, *Basic Financial Statements and Management Discussion and Analysis for State and Local Governments*, as amended. The Authority is considered a single purpose entity engaged only in business-type activities, and is required to present only fund financial statements. The fund financial statements are enterprise fund statements and consist of the following:

MANAGEMENT'S DISCUSSION AND ANALYSIS
PEACE RIVER MANASOTA REGIONAL WATER SUPPLY AUTHORITY
SEPTEMBER 30, 2019
(Continued)

- a) Statement of Net Position
- b) Statement of Revenues, Expenses, and Changes in Fund Net Position
- c) Statement of Cash Flows

Following the fund financial statements are notes to financial statements. The notes provide additional information that is essential to a full understanding of the data provided in the financial statements.

Statement of Net Position

Shown below is a comparative statement of net position presented in summary form for 2019 and 2018. This statement shows the assets (current and noncurrent), deferred outflows, liabilities (current and noncurrent), deferred inflows, and net position (assets and deferred outflows minus liabilities and deferred inflows) as of the end of the fiscal year.

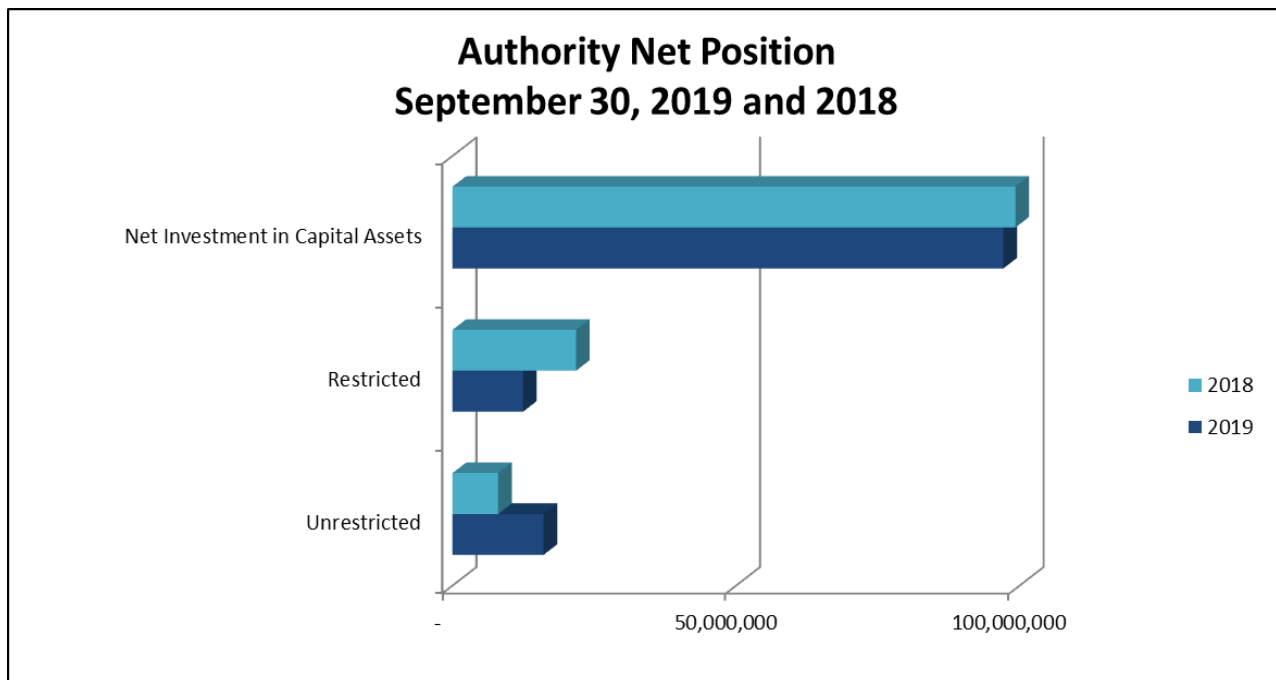
The statement of net position is prepared using the accrual basis of accounting, where revenues are recognized when the service is provided and expenses are recognized when goods are received or services are performed, regardless of when cash is exchanged. The purpose of the statement of net position is to present the reader of the financial statements with fiscal snapshots of the Authority at September 30, 2019 and 2018. Following is the summarized statement of net position for 2019 and 2018:

Net Position

	Business-type Activities	
	2019	2018
Current assets	\$ 22,849,070	\$ 13,618,349
Noncurrent assets	<u>256,610,295</u>	<u>269,415,882</u>
Total assets	<u>279,459,365</u>	<u>283,034,231</u>
Deferred outflows	<u>3,297,787</u>	<u>3,427,621</u>
Current liabilities	6,332,456	4,805,018
Noncurrent liabilities	<u>150,441,826</u>	<u>152,213,977</u>
Total liabilities	<u>156,774,282</u>	<u>157,018,995</u>
Deferred inflows	<u>362,621</u>	<u>362,621</u>
Net position		
Net investment in capital assets	97,126,276	99,249,484
Restricted	12,442,351	21,782,830
Unrestricted	<u>16,051,622</u>	<u>8,047,922</u>
Total net position	<u>\$ 125,620,249</u>	<u>\$ 129,080,236</u>

MANAGEMENT'S DISCUSSION AND ANALYSIS
PEACE RIVER MANASOTA REGIONAL WATER SUPPLY AUTHORITY
SEPTEMBER 30, 2019
(Continued)

Over time, the changes in net position provide an indication of the overall financial condition of the Authority. At September 30, 2019, net position was \$125,620,249, and for the year, there was a decrease in net position of \$3,459,987. A substantial portion of the Authority's net position at September 30, 2019, (77.3%) reflects its net investment in capital assets. This net position is not available for future spending.



Although the Authority's investment in its capital assets is net of related debt, it should be noted that the resources needed to repay this debt must be provided from other sources, since the capital assets themselves cannot be used to liquidate these liabilities. An additional portion of the Authority's net position (9.9%) represents resources that are subject to external restrictions on how they may be used. The remaining balance of net position (12.8%) is unrestricted.

Statement of Revenues, Expenses, and Changes in Fund Net Position

Following is a summarized statement of changes in net position for 2019 and 2018. This statement is similar to the statement of revenues, expenses, and changes in fund net position in the fund financial statements, and prepared using the same accrual basis of accounting. This statement shows the revenues and expenses of the Authority for the years, in summarized form:

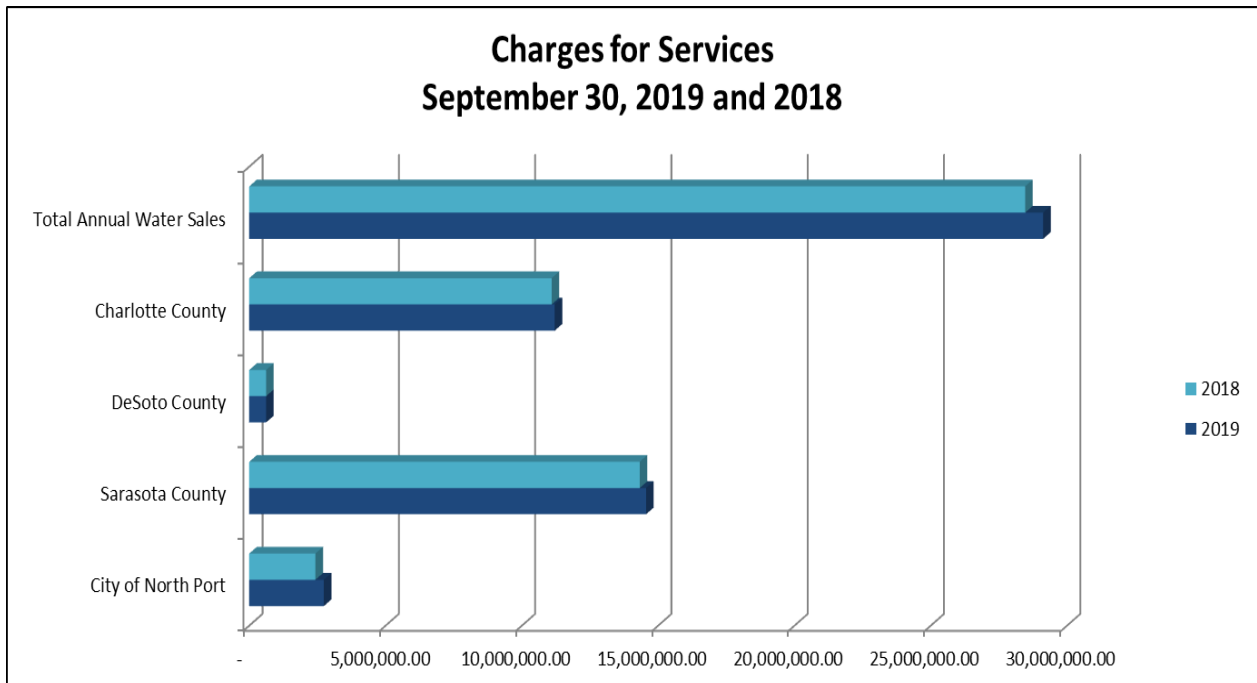
MANAGEMENT'S DISCUSSION AND ANALYSIS
PEACE RIVER MANASOTA REGIONAL WATER SUPPLY AUTHORITY
SEPTEMBER 30, 2019
(Continued)

Change in Net Position

	Business-type Activities	
	2019	2018
Revenues:		
Program revenues:		
Charges for services	\$ 29,125,103	\$ 28,467,231
Operating grants and contributions	3,225,200	3,004,224
Capital grants and contributions (net)	3,381,505	611,870
General revenues:		
Other	807,102	484,702
Total revenues	<u>36,538,910</u>	<u>32,568,027</u>
Expenses:		
Water Supply and Delivery	<u>(39,998,897)</u>	<u>(38,796,790)</u>
Change in net position	(3,459,987)	(6,228,763)
Net position – beginning of year:	<u>129,080,236</u>	<u>135,308,999</u>
Net position – end of year	<u>\$ 125,620,249</u>	<u>\$ 129,080,236</u>

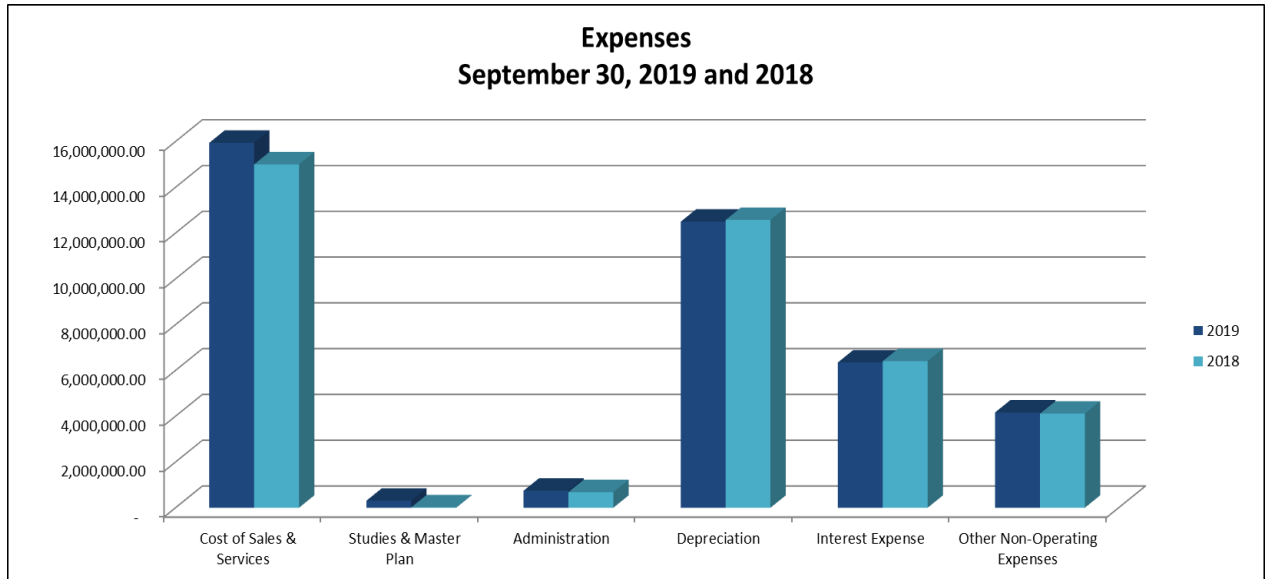
Charges for services increased by \$657,872 (2.31%) and operating grants and contributions increased by \$220,976 (7.36%) from 2018 to 2019 as budgeted. Capital grants and contributions (net) in 2019, which included capital grants from the DEP and SWFWMD toward the Phase 1 Interconnect pipeline project and the Phase 3B Pipeline, increased by \$2,769,635 from 2018 to 2019.

As illustrated below, the total water sales billed to our members and customer was \$29,125,103 in 2019 as compared to \$28,467,231 in 2018. This reflects an average demand increase of 5% from 24.48 MGD (millions of gallons per day) in 2018 to 25.75 MGD in 2019.



MANAGEMENT'S DISCUSSION AND ANALYSIS
PEACE RIVER MANASOTA REGIONAL WATER SUPPLY AUTHORITY
SEPTEMBER 30, 2019
(Continued)

Expenses increased by \$1,202,106 or 3.10% from 2018 to 2019 as illustrated below:



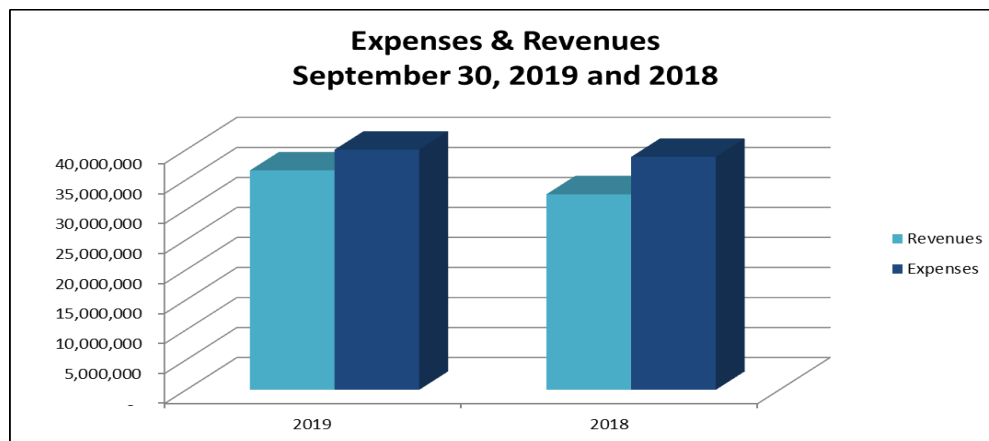
The increases in expenses were due to:

- a) Cost of Sales & Service increased by \$940,007 from 2018 to 2019. This increase was due to several Renewal & Replacement projects and Master Plans that were not depreciable, as well as increased labor and chemical costs that were partially offset by decreased engineering and environmental services costs.
- b) Administration costs increased by \$60,177 from 2018 to 2019.
- c) Studies & Master Plan expenses increased by \$289,182.

These increases were slightly offset by the following decreases in expenses:

- a) Interest expenses decreased by \$59,481 from 2018 to 2019.
- b) Depreciation expense decreased by \$78,062 from 2018 to 2019.

The graph below compares the expenses to the revenues.



**MANAGEMENT'S DISCUSSION AND ANALYSIS
PEACE RIVER MANASOTA REGIONAL WATER SUPPLY AUTHORITY
SEPTEMBER 30, 2019
(Continued)**

Capital Assets

The Authority's investment in capital assets as of September 30, 2019, totaled \$245,353,777 (net of accumulated depreciation). This investment in capital assets includes land and easements, structures, leasehold improvements, furniture and equipment, and construction in progress.

Capital Assets (Net of Depreciation)

	Business-type Activities	
	2019	2018
Land and easements	\$ 2,604,359	\$ 2,604,359
Buildings and improvements, water treatment plant, supply, and transmission systems	229,103,911	239,998,690
Leasehold improvements, furniture, and equipment	3,623,164	1,773,475
Construction in progress	10,022,343	4,457,778
Total	\$ 245,353,777	\$ 248,834,302

The book value of capital assets decreased by \$3.48 million during 2019. Additions were \$9.796 million and depreciation was \$12.492 million. Additions during 2019 included the following:

- Renewal and replacement projects - \$706,144
- Vehicles, machinery, and equipment - \$2,269,882
- Construction in progress - \$6,345,808

Additional information on the Authority's capital assets can be found in Note 4 of this report.

Long-term Debt

The Authority's bonded debt outstanding as of September 30, 2019, totaled \$141,235,000. These bonds are secured by the Net Revenues pledged in the Master Water Supply Contract.

<u>Business-type Activities</u>	2019	2018
Revenue bonds	\$ 141,235,000	\$ 142,035,000

Long-term debt decreased by \$800,000 during the year from scheduled principal payments of \$2,800,000 which were mostly offset by the addition of the 2019 Bank Note in the amount of \$2,000,000.

Under the Authority's budgetary process, rates are established to provide adequate coverage for existing and planned additional debt. This is demonstrated by the Authority's debt coverage and county debt service coverage ratios, which are both indicators of the Authority's financial strength. As indicated by the following table, the Authority consistently maintains coverage ratios well above the requirements.

MANAGEMENT'S DISCUSSION AND ANALYSIS
PEACE RIVER MANASOTA REGIONAL WATER SUPPLY AUTHORITY
SEPTEMBER 30, 2019
(Continued)

Moody's, S&P and Fitch have assigned ratings of "Aa3" (stable outlook), "AA-" (stable outlook) and "AA-" (stable outlook) respectively, to the 2015 Bonds. These ratings by all three major rating agencies reflect the Authority's ample long-term water supply and favorable financial condition dictated by policy. In August 2018, Fitch upgraded the rating on the Authority revenue bonds to 'AA' from 'AA-'. Additional information on the Authority's long-term debt can be found in Note 5 of this report.

	Fiscal Year Ended September 30,				
	2015	2016	2017	2018	2019
Gross Revenues					
Water Sales	\$ 29,474,921	\$ 30,110,490	\$ 30,390,798	\$ 30,467,231	\$ 31,125,103
Renewal & Replacement Revenue					
Interest	119,460	156,744	264,130	447,348	675,603
Federal Subsidy Interest (2010B Bond Issue)	576,565	578,626	578,006	579,868	582,352
Gross Revenue Transfer (RSF)	-	-	-	-	-
Other	27,131	21,993	27,018	37,354	131,499
Total Gross Revenues	\$ 30,198,077	\$ 30,867,853	\$ 31,259,952	\$ 31,531,801	\$ 32,514,557
Operation and Maintenance Expenses					
Cost of Sales and Services	\$ 14,331,860	\$ 13,574,250	\$ 14,200,760	\$ 15,002,110	\$ 15,942,117
Administration	568,400	602,466	627,038	683,723	743,901
Total Operation and Maintenance Expenses	\$ 14,900,260	\$ 14,176,716	\$ 14,827,798	\$ 15,685,833	\$ 16,686,018
Net Revenues Available for Debt Service	\$ 15,297,817	\$ 16,691,137	\$ 16,432,154	\$ 15,845,968	\$ 15,828,539
Debt Service					
Principal	2,005,000	2,395,000	2,485,000	2,585,000	2,800,000
Interest(1)	7,232,175	6,598,330	6,504,533	6,406,851	6,347,370
Total Debt Service (2)	\$ 9,237,175	\$ 8,993,330	\$ 8,989,533	\$ 8,991,851	\$ 9,147,370
Debt Service Coverage (1.15x required)	<u>1.66</u>	<u>1.86</u>	<u>1.83</u>	<u>1.76</u>	<u>1.73</u>
Revenues Available After Debt Service	6,060,642	7,697,807	7,442,621	6,854,117	6,681,169
Capital Cost Reimb Chg (Char Co Pmt)	1,971,557	1,971,557	1,971,557	1,971,557	1,971,557
DeSoto County Payment	750,000	796,000	796,000	796,000	796,000
Due Charlotte Co. for North Port Reserve All	4,781	4,781	4,781	4,781	4,781
Total County Payments	\$ 2,726,338	\$ 2,772,338	\$ 2,772,338	\$ 2,772,338	\$ 2,772,338
County Debt Service Coverage (1.00x req)	<u>2.22</u>	<u>2.78</u>	<u>2.68</u>	<u>2.47</u>	<u>2.41</u>

(1) Capitalized interest is not included in debt service

(2) Principal/Interest due on October 1 was paid on September 30 of prior fiscal year reflecting conservative presentation when compared to the provisions of the Bond Resolution

MANAGEMENT’S DISCUSSION AND ANALYSIS
PEACE RIVER MANASOTA REGIONAL WATER SUPPLY AUTHORITY
SEPTEMBER 30, 2019
(Continued)

Economic Factors and 2020 Budget and Rates

The Authority considers many factors when developing the annual budget and in establishing the years water rates. The Authority is obligated to create the budget in a manner which meets the contractual obligations found in the Master Water Supply Contract, customer demand projections, which are submitted annually, regional population growth, anticipated environmental conditions, insure efficient and effective operations, continual investment in infrastructure and the maintenance of bond ratings and financial policies as well as maintain reasonable water rates both presently and into the future.

The Authority has a thorough budgetary review process that consists of multiple meetings with our member and customer government staffs, presentations and discussions with our member and customer government Boards and City Council as well as in-depth discussions with the Authority Board of Directors. The Authority Board of Directors formally adopted the FY2020 budget of \$61.9 million (\$2.3 million or 3.7% budget increase from FY 2019) on July 31, 2019.

The FY 2020 budgetary increase of \$2.3 million correlates to the following:

Revenues:

- Customer projected demands increased by roughly 1% from FY 2019. Increased customer demands coupled with the increases in utility and treatment chemical costs facilitated a \$0.02/1000 gallon increase in the water use rate (consisting of variable costs). This is the first increase of the water use rate in 7 years.
- Projected construction grants decreased by \$995 thousand. This amount consists of \$9.5 million for the Regional Pipelines that will be under construction (Phase 1 and Phase 3B) as well as \$1.02 million for the Raw Water ASR project
- Designated Construction Fund balance use of \$7.54 million. This amount includes \$4 million of Sarasota Counties Project Savings balance and \$3.520 million related to the Maintenance Facility and Filter Cover construction projects

Expenditures

- \$22.48 million of project spending, the majority of which is related to capital projects
- \$666 thousand of increased operations and maintenance expenses, the majority of which are associated with increased personnel (including two additional full-time employees) and health insurance costs (5% increase). The Authority also budgeted for increases in utility and treatment chemical costs which are directly related to the increased customer demand for FY20

Requests for Information

This financial report is designed to provide a general overview of the Peace River Manasota Regional Water Supply Authority’s finances for all those with an interest in the government’s finances. Questions concerning any of the information provided in this report or requests for additional financial information should be addressed to the Authority at, 9415 Town Center Parkway, Lakewood Ranch, Florida 34202.

FINANCIAL STATEMENTS

DRAFT

PEACE RIVER MANASOTA REGIONAL WATER SUPPLY AUTHORITY
STATEMENT OF NET POSITION
SEPTEMBER 30, 2019

Assets

Current Assets:

Cash	\$ 3,300,751
External Investment Pools	12,321,598
Accounts Receivable	3,864,362
Grant Funds Receivable	2,570,627
Inventory	761,553
Prepaid Expenses	30,179
Total Current Assets	<u>22,849,070</u>

Non-Current Assets

Restricted:

Cash and Cash Equivalents	744,667
External Investment Pools	10,511,851
Total Restricted Assets	<u>11,256,518</u>

Capital Assets:

Land and Easements	2,604,359
Buildings and Improvement, Water Treatment Plant, Supply, and Transmission Systems	374,629,469
Leasehold Improvements, Furniture, and Equipment	6,107,074
Construction in Progress	10,022,343
(Less Accumulated Depreciation)	(148,009,468)
Total Capital Assets, Net	<u>245,353,777</u>

Total Non-Current Assets

256,610,295
279,459,365

Total Assets

Deferred Outflows of Resources

Deferred Charge on Refunding	2,030,273
Pension Related	1,267,514

Total Deferred Outflows of Resources

3,297,787

Total Assets and Deferred Outflows of Resources

282,757,152

Liabilities

Current Liabilities:

Accounts Payable	1,347,181
Contracts Payable	838,401
Retainage Payable	476,014
Accrued Expenses	678,360
Current Portion - Revenue Bonds Payable	2,970,000
Current Portion - Retirement System Net Liability	22,500

Total Current Liabilities

6,332,456

Non-Current Liabilities:

Revenue Bonds Payable	147,287,774
Retirement System Net Liability	3,154,052

Total Non-Current Liabilities

150,441,826

Total Liabilities

156,774,282

Deferred Inflows of Resources

Pension Related	362,621
-----------------	---------

Total Deferred Inflows of Resources

362,621

Total Liabilities and Deferred Inflows of Resources

157,136,903

Net Position

Net Investment in Capital Assets	97,126,276
Restricted	12,442,351
Unrestricted	16,051,622

Total Net Position

\$ 125,620,249

See accompanying notes.

DRAFT

PEACE RIVER MANASOTA REGIONAL WATER SUPPLY AUTHORITY
STATEMENT OF REVENUES, EXPENSES, AND CHANGES IN FUND NET POSITION
FOR THE YEAR ENDED SEPTEMBER 30, 2019

Operating Revenues	
Member Dues	\$ 389,200
Water Sales	31,125,103
Special Assessment	100,000
Other	131,499
Total Operating Revenues	<u>31,745,802</u>
Operating Expenses	
Cost of Sales and Services	15,942,117
Studies and Master Plan	307,294
Administration	743,901
Depreciation	12,495,084
Total Operating Expenses	<u>29,488,396</u>
Operating Income	<u>2,257,406</u>
Non-Operating Revenues (Expenses)	
Operating Grants	153,648
Investment Earnings	675,603
Oversize Facility Payments	(1,971,557)
County Payments	(796,000)
Other Customer Payments	(1,345,634)
Interest Expense	(6,347,370)
Bond Issuance Costs	(49,940)
Federal Direct Payments	582,352
Total Non-Operating Revenues (Expenses)	<u>(9,098,898)</u>
(Loss) Before Capital Contributions	<u>(6,841,492)</u>
Capital Contributions	
Capital Grants	3,381,505
Total Capital Contributions	<u>3,381,505</u>
Change in Net Position	(3,459,987)
Total Net Position, Beginning of Year	<u>129,080,236</u>
Total Net Position, End of Year	<u>\$ 125,620,249</u>

See accompanying notes.

PEACE RIVER MANASOTA REGIONAL WATER SUPPLY AUTHORITY
STATEMENT OF CASH FLOWS
FOR THE YEAR ENDED SEPTEMBER 30, 2019

Cash Flows from Operating Activities	
Receipts from Customers and Users	\$ 31,641,572
Grants - Studies and Master Plans	153,648
Payments to Suppliers	(13,652,673)
County Payments	(796,000)
Other Customer Payments	(1,345,634)
Payment to Employees	(3,273,339)
Other Income	131,499
Net Cash Provided by Operating Activities	<u>12,859,073</u>
Cash Flows from Capital and Related Financing Activities	
Acquisition and Construction of Capital Assets	(7,755,804)
Principal Payments on Long-Term Debt	(2,800,000)
Oversize Facility Payment	(1,971,557)
Capital Grants	2,067,788
Interest Payments on Long-Term Debt	(6,904,687)
Proceeds from Issuance of Long-Term Debt	2,000,000
Debt Issuance Cost	(49,940)
Federal Direct Payments	582,352
Net Cash (Used in) Capital and Related Financing Activities	<u>(14,831,848)</u>
Cash Flows from Investing Activities	
Earnings Received	675,603
Net Cash Provided by Investing Activities	<u>675,603</u>
Net Increase in Cash and Cash Equivalents	(1,297,172)
Cash and Cash Equivalents, Beginning of Year	<u>28,176,039</u>
Cash and Cash Equivalents, End of Year	<u>\$ 26,878,867</u>
<u>Composition of Cash and Cash Equivalents, End of Year</u>	
Cash	\$ 3,300,751
External Investment Pools	12,321,598
Cash and Cash Equivalents, Restricted	744,667
External Investment Pools, Restricted	10,511,851
Total Composition of Cash and Cash Equivalents, End of Year	<u>\$ 26,878,867</u>

See accompanying notes.

**PEACE RIVER MANASOTA REGIONAL WATER SUPPLY AUTHORITY
STATEMENT OF CASH FLOWS
FOR THE YEAR ENDED SEPTEMBER 30, 2019**

**Reconciliation of Operating Income to Net
Cash Provided by Operating Activities**

Operating Income	\$	2,257,406
Adjustments to Reconcile Operating Income to Net Cash		
Provided by Operating Activities:		
Depreciation Expense		12,495,084
Grants - Studies and Master Plans		153,647
County Payments		(796,000)
Other Customer Payments		(1,345,634)
Retirement System Adjustments		-
(Increase) Decrease in Assets:		
Accounts Receivable		27,269
Inventory		74,000
Prepaid Expenses		9,618
Increase (Decrease) in Liabilities:		
Accounts Payable		(165,171)
Accrued Expenses		148,854
Net Cash Provided by Operating Activities	\$	<u>12,859,073</u>

See accompanying notes.

**PEACE RIVER MANASOTA REGIONAL WATER SUPPLY AUTHORITY
NOTES TO FINANCIAL STATEMENTS
SEPTEMBER 30, 2019**

Note 1 - Summary of Significant Accounting Policies

Reporting Entity

Peace River Manasota Regional Water Supply Authority (the Authority) was established on February 26, 1982, by an interlocal agreement between the counties of Charlotte, DeSoto, Manatee, and Sarasota. The agreement was amended on February 1, 1984, May 21, 1991, and October 5, 2005.

The Authority was created and operates pursuant to the provisions of Chapters 373.713 and 163.01, Florida Statutes. The purpose of the Authority is to operate and maintain the Peace River Regional Water Treatment Facility and to ensure future water supply through the development of new surface water resources for member Counties and municipal purposes.

The Authority follows the provisions of Governmental Accounting Standards Board (GASB) Statement Numbers 14 and 61, regarding the financial reporting entity and component units. Based on the criteria established in those standards, the Authority is a primary government with no component units.

Basis of Presentation

These financial statements are prepared in accordance with U.S. generally accepted accounting principles for governmental entities, as determined by the GASB. Under these standards, the Authority is a single purpose entity engaged in only business-type activities. The following comprise the basic financial statements of the Authority:

- Proprietary (Enterprise) Fund Financial Statements:
 - Statement of Net Position
 - Statement of Revenues, Expenses, and Changes in Fund Net Position
 - Statement of Cash Flows
- Notes to Financial Statements

Governmental reporting includes a requirement for a management's discussion and analysis of the basic financial statements, and it requires the classification of net position into three components: net investment in capital assets; restricted; and unrestricted. These classifications are defined as follows:

- **Net Investment in Capital Assets**—consists of capital assets, net of accumulated depreciation, reduced by the outstanding balances of any debt that is attributable to those assets (net of deferred charges on refunding and less any unspent debt proceeds).
- **Restricted Net Position**—consists of those assets that have external constraints placed upon their uses, which are imposed by donors, creditors (such as through debt covenants), or through laws, regulations, constitutional provisions or enabling legislation, reduced by any liabilities to be paid from these assets.
- **Unrestricted Net Position**—consists of net assets that do not meet the definition of “restricted” or “net investment in capital assets.”

The statement of net position is presented in a classified format to distinguish between current and non-current assets and liabilities. The statement of revenues, expenses, and changes in fund net position is presented by major revenue source. The statement of cash flows is presented using the direct method.

**PEACE RIVER MANASOTA REGIONAL WATER SUPPLY AUTHORITY
NOTES TO FINANCIAL STATEMENTS
SEPTEMBER 30, 2019**

Measurement Focus/Basis of Accounting

These proprietary fund financial statements are reported using the *economic resources measurement focus* and *the accrual basis of accounting*. Revenues are recorded when earned and measurable and expenses are recorded at the time liabilities are incurred, regardless of when the related cash flows take place. Cost-reimbursable grants and contributions are recorded in the period in which the related expenditures are incurred.

The Authority reports the following fund type:

- **Proprietary Fund Type – Enterprise Fund**—A single Enterprise Fund is used to account for all of the operations of the Authority. Enterprise funds may generally be used to report any activity for which a fee is charged to external users for goods or services. Enterprise funds are required to be used for activities: (a) that are financed with debt secured solely by a pledge of the net revenues from fees and charges of the activity; (b) if laws and regulations require that the activity’s costs of providing services, including capital costs, be recovered with fees and charges, rather than with taxes or similar revenues; or (c) the pricing policies of the activity establish fees and charges designed to recover its costs, including capital costs.

Proprietary funds distinguish operating revenues and expenses from non-operating items. Operating revenues and expenses generally result from providing services and producing and delivering goods in connection with an enterprise fund’s principal ongoing operations. The principal operating revenues of the Authority are charges to customers for water sales and services, member dues, and other assessments related to operations of the Authority. Operating expenses include the cost of sales and services, studies and master plans, administrative expenses, and depreciation on capital assets. All revenues and expenses not meeting these definitions are reported as non-operating revenues and expenses.

When both restricted and unrestricted resources are available for use, it is the Authority’s policy to use restricted resources first, then unrestricted resources as they are needed.

Estimates

The preparation of financial statements in conformity with U.S. generally accepted accounting principles requires management to make estimates and assumptions that affect the amounts reported and disclosed in the financial statements and accompanying notes. Actual results could differ from those estimates.

Budgets

The Authority follows these procedures in establishing its annual budget:

- The Executive Director submits to the Authority a tentative operating budget no later than May 15 for the fiscal year commencing the following October. The budget contains proposed expenditures and the means of financing them.
- After review, the Authority adopts the final budget during a public hearing, no later than August 15 for the ensuing fiscal year.
- The annual budget is adopted on a basis consistent with generally accepted accounting principles, except that debt principal and capital expenditures are budgeted in the year paid/incurred, and depreciation and amortization are not budgeted. In addition, the budget may include certain transfers between restricted and unrestricted accounts.

**PEACE RIVER MANASOTA REGIONAL WATER SUPPLY AUTHORITY
NOTES TO FINANCIAL STATEMENTS
SEPTEMBER 30, 2019**

Funding Sources

Funding is provided by capital and operating grants, from voluntary dues from the member counties, and from irrevocable commitments from customers to pay for water sales.

Water Sales

The primary source of funding the Authority's operations is from water sales to its member counties and the City of North Port (who is a customer, not a member). The Authority does not currently provide any water to Manatee County, so charges to it consist solely of the member fees and customer planning assessments each year. The Authority is currently permitted to withdraw a maximum amount from the Peace River of 120 million gallons per day (MGD), and provides for the delivery of treated water to meet an annual average demand of 34.8 MGD and a peak month demand of 41.8 MGD to Authority Water Customers.

The Authority's water rate consists of two components; the Base Rate Charge and Water Use Charge. The Base Rate Charge is further broken into a Debt Service Component and a Fixed Operations and Maintenance Component. The Debt Service Component of the Base Rate Charge consists of costs from the 1991 acquisition and allocation percentages for the debt associated with additional water supply acquisitions and/or expansions and pipelines for each respective customer.

The Fixed Operations and Maintenance Component of the Base Rate Charge is calculated as a unitary rate based on each customer's contractual water allocation and consists of: fixed costs associated with CIP, Renewal and Replacement and Resource/Supply projects, Fund Disbursements associated with the prior fiscal year's debt service coverage payments, contributions to the Renewal and Replacement fund, and contingencies. The Fixed Operation and Maintenance Component also includes inter-governmental payments, such as DeSoto County's Payment.

The second component of the Authority's water rate is the Water Use Charge, which reflects actual metered water usage. This charge is derived from the Variable Operations and Maintenance Expenses related to the Peace River Facility cost center. For fiscal year 2019, the per 1,000 gallon charge was \$0.74.

For the fiscal year ended September 30, 2019, water sales were allocated between Water Sales (\$29,125,501) and a Repair and Replacement Charge (\$2,000,000). Gross water sales to each of its customers were as follows:

Charlotte	\$ 12,135,535
DeSoto	657,885
Sarasota	15,426,735
Manatee	-
North Port	<u>2,904,948</u>
Total	<u><u>\$ 31,125,103</u></u>

Cash and Cash Equivalents

For purposes of the statement of cash flows, the Authority generally considers all highly liquid debt instruments with original maturities of three months or less to be cash equivalents. The Authority's definition of cash equivalents includes investments with the Local Government Surplus Trust Fund administered by the State Board of Administration (Florida PRIME).

**PEACE RIVER MANASOTA REGIONAL WATER SUPPLY AUTHORITY
NOTES TO FINANCIAL STATEMENTS
SEPTEMBER 30, 2019**

Receivables

Accounts and grant funds receivable are reported at their gross value, and where appropriate are reduced by the estimated portion that is expected to be uncollectible. There are no estimated uncollectible amounts at September 30, 2019.

Inventory

Inventory of chemicals and supplies is stated at cost. Cost is determined by the first-in, first-out method.

Bond Issue Costs/Prepaid Bond Insurance

Bond issuance costs (except for any prepaid bond insurance) are recorded as expenses in the period incurred. Prepaid bond insurance is recorded as an asset and amortized over the debt term.

Deferred Outflows and Inflows of Resources

In addition to assets, the statement of net position will sometimes report a separate section for deferred outflows of resources. This separate financial statement element, deferred outflows of resources, represents a consumption of net position that applies to a future period(s) and so will not be recognized as an outflow of resources (expense) until then. In addition to liabilities, the statement of net position will sometimes report a separate section for deferred inflows of resources. This separate financial statement element, deferred inflows of resources, represents an acquisition of net position that applies to a future period(s) and so will not be recognized as an inflow of resources (revenue) until that time.

Deferred Charge on Refunding

In the case of an advance refunding resulting in defeasance of debt, the difference between the reacquisition price and the net carrying amount of the old debt is termed a refunding loss. Refunding losses are recorded as deferred outflows in the statement of net position and amortized over the remaining term of the *refunded* debt or the term of the new *refunding* debt, whichever is shorter.

Capital Assets

Assets with an estimated useful life of longer than one year are capitalized if greater than \$1,000 (machinery, equipment, and leasehold improvements), \$5,000 (buildings, building improvements, and infrastructure), or \$25,000 (renewal and replacement projects). Capital assets are recorded at historical cost if purchased or constructed. Donated capital assets are recorded at acquisition value at the date of donation. The costs of normal repair and maintenance that do not add to the value of the asset or extend the useful life of the asset are expensed as incurred.

Capital assets are depreciated on a straight-line basis over the estimated lives of the related assets, as follows:

- | | |
|---|-------------|
| ■ Buildings and Improvements, Water Treatment Plant, Supply, and Transmission Systems | 10-40 Years |
| ■ Leasehold Improvements, Furniture, and Equipment Years | 5-20 Years |
| ■ Vehicles | 5 Years |
| ■ Computers and Software | 3 Years |

Bond Discounts and Premiums

Bond discounts and premiums are deferred and amortized over the life of the bonds using the straight-line method. Bond discounts/premiums are recorded as a reduction/addition to the bond payable balance.

**PEACE RIVER MANASOTA REGIONAL WATER SUPPLY AUTHORITY
NOTES TO FINANCIAL STATEMENTS
SEPTEMBER 30, 2019**

Compensated Absences

The Authority accrues vacation and sick pay benefits and the related costs in accordance with GASB Statement No. 16, *Accounting for Compensated Absences*. Employees are paid for accrued vacation time upon separation, and there are limits on the maximum amount of vacation hours that may be carried over from one calendar year to the next. Employees in good standing, with ten or more years of continuous and creditable service at separation, are entitled to one-half of accrued sick leave up to a maximum of 520 hours.

Net Pension Liability

The Authority participates in the Florida Retirement System (FRS) defined benefit pension plan and the Health Insurance Subsidy (HIS) defined benefit plan administered by Florida Division of Retirement. Employers participating in cost-sharing multiple-employer defined benefit pension plans to report the employers' proportionate share of the net pension liabilities and related pension amounts of the defined benefit pension plans.

Postemployment Benefits Other than Pensions

For the fiscal year ended September 30, 2018, GASB Statement No. 75, *Accounting and Financial Reporting for Postemployment Benefits Other Than Pensions* (OPEB), became effective. These statements require that employers report the total OPEB liability and related deferred inflows/outflows on their statement of net position. In connection with the implementation of this standard, the Authority contacted its Actuary to perform a valuation for September 30, 2019. Based on that valuation, the Authority's total OPEB liability is measured at \$81,967. Management has determined that its effect is immaterial to the financial statements taken as a whole and has not recorded a liability or disclosed any further information.

Note 2 - Deposits and Investments

Deposits

The Authority's policy allows deposits to be held in demand deposits, savings accounts, certificates of deposit, and money market accounts. At September 30, 2019, the Authority maintained deposits in demand deposit accounts. Deposits whose values exceeded the limits of federal depository insurance were entirely insured or collateralized pursuant to Chapter 280 of the Florida Statutes.

At September 30, 2019, the carrying amount of the Authority's deposits was \$4,045,168 and the bank balance was \$4,091,346.

In addition to cash deposits, the Authority maintains \$250 of petty cash on hand for minor employee expense reimbursements.

Investments

The Authority holds assets that are defined as investments. The Authority's investments are recorded at fair value unless the investment qualifies as an external investment pool under the guidance in GASB Statement No. 79.

The Authority holds investments in qualified external investment pools that measure all of its investments at amortized cost. The following investments are recorded at amortized cost at September 30, 2019:

Investment Pool	Operating	Restricted	Amortized Cost
SBA Florida PRIME	\$ 12,321,598	\$ 10,511,851	\$ 22,833,449

PEACE RIVER MANASOTA REGIONAL WATER SUPPLY AUTHORITY
NOTES TO FINANCIAL STATEMENTS
SEPTEMBER 30, 2019

Florida PRIME is administered by the Florida State Board of Administration (SBA) and managed by professional money managers. Florida PRIME invests exclusively in short-term, high-quality fixed income securities rated in the highest short-term rating category by one or more nationally recognized statistical rating agencies, or securities of comparable quality.

Florida PRIME is considered a stable value investment pool. The account balances approximate fair value, and balances are available for immediate withdrawal. The weighted average maturity of Florida PRIME at September 30, 2019 is 37 days. The weighted average life (WAL) of Florida PRIME at September 30, 2019, is 85 days. Florida PRIME has a Standard & Poor's rating of "AAAm". Neither fund was exposed to foreign currency risk during the year.

Authorized Investments

The Authority has adopted an investment policy consistent with Florida Statutes 218.415, which authorizes the following investments:

- a. Local Government Surplus Funds Trust Fund, the State of Florida Investment Pool administered by the State Board of Administration (F.S. 218.405).
- b. United States Government Securities, which are negotiable direct obligations of, or obligations the principal and interest of which are unconditionally guaranteed by the United States Government.
- c. Securities of United States Government Agencies that issue bonds, debentures, notes, callables, or other evidence of indebtedness issued or guaranteed by United States agencies, provided such obligations are backed by the full faith and credit of the United States Government (include FHA, FFB, and GNMA).
- d. Securities of Federal Instruments (United States Government sponsored agencies) that issue bonds, debentures, notes, callables, or other evidence of indebtedness issued or guaranteed by United States Government agencies which are not full faith and credit agencies are limited to the FFCB, FHLB, FNMA, FHLMC, and SLMA.
- e. Non-negotiable interest-bearing time certificates of deposit or savings accounts in banks organized under the laws of the United States, doing business and situated in the State of Florida, provided that, any such deposits are secured by the *Florida Security for Public Deposits Act*, Chapter 280, Florida Statutes.
- f. Repurchase Agreements (for purchase and subsequent sale) for any of the investments authorized above in Items b. and c.
- g. State and/or local government taxable and tax-exempt debt, general obligation and/or revenue bonds rated at least "Aa" by Moody's and "AA" by Standard & Poor's for long-term debt, or rated at least "MIG-2" by Moody's and "SP-2" by Standard & Poor's for short-term debt. Banker's Acceptances issued by a domestic bank, or a federally chartered domestic office of a foreign bank, which are eligible for purchase by the Federal Reserve System which have an unsecured, uninsured and unguaranteed obligation rating of at least "Prime-1" and "A" by Moody's Investors Service and "A-1" and "A" by Standard & Poor's and ranked in the top fifty (50) United States banks in terms of total assets by the American Banker's yearly report.

**PEACE RIVER MANASOTA REGIONAL WATER SUPPLY AUTHORITY
NOTES TO FINANCIAL STATEMENTS
SEPTEMBER 30, 2019**

- h. Commercial paper rated, at the time of purchase, must have the minimum rating listed of two of the following three nationally recognized rating agencies; “PRIME-1” by Moody’s, “A-1” by Standard & Poor’s (prime commercial paper), and “F-1” by Fitch.
- i. Money market mutual funds regulated by the Securities and Exchange Commission and whose portfolio consists only of domestic securities that are rated “Aam” or “Aam-G” or better by Standard & Poor’s or the equivalent by another rating agency.
- j. Intergovernmental Investment Pools that are authorized pursuant to the *Florida Interlocal Cooperation Act*, as provided in Section 163.01, Florida Statutes.

In addition, the investment policy states that the Authority will not directly invest any funds in derivative investment products. This includes, but is not limited to, collateralized mortgage obligations (CMO), interest-only (IO) and principal-only (PO) forwards, futures, currency and interest rate swaps, options floaters/inverse floaters, and caps/floors/collars.

Risk Disclosures

The Authority’s investment policy limits credit and custodial risk by limiting the amount of investments, which are not direct U.S. Government Obligations or in the Local Government Surplus Trust Fund, and having a qualification process for broker/dealers. In addition, the policy requires independent third-party custodians, when applicable.

Interest rate risk is controlled by limiting the maximum length of obligations purchased. Unless matched up to a specific cash flow, the Authority will not directly invest in securities maturing more than two years from the date of purchase.

Note 3 - Receivables

Accounts receivable at September 30, 2019, consists primarily of amounts due from customers for water sales, in the amount of \$3,864,362.

Grants receivable as of year-end include amounts due from Southwest Florida Water Management District in the amount of \$1,230,371 and from the Florida Department of Environmental Protection in the amount of \$1,340,256 for capital grants.

All amounts are considered collectible. There is no allowance for uncollectible accounts.

PEACE RIVER MANASOTA REGIONAL WATER SUPPLY AUTHORITY
NOTES TO FINANCIAL STATEMENTS
SEPTEMBER 30, 2019

Note 4 - Capital Assets

Capital asset activity for the year ended September 30, 2019, was as follows:

	<u>Beginning Balance</u>	<u>Increases</u>	<u>(Decreases)</u>	<u>Ending Balance</u>
Business-Type Activities				
Capital Assets Not Being Depreciated:				
Land and Easements	\$ 2,604,359	\$ -	\$ -	\$ 2,604,359
Construction in Progress	4,457,778	6,345,808	(781,243)	10,022,343
Total Capital Assets Not Being Depreciated	<u>7,062,137</u>	<u>6,345,808</u>	<u>(781,243)</u>	<u>12,626,702</u>
Capital Assets Being Depreciated:				
Buildings and Improvements, Water Treatment Plant, Supply, and Transmission Systems	371,324,358	3,305,111	-	374,629,469
Leasehold Improvements, Furniture, and Equipment	6,109,727	144,882	(147,535)	6,107,074
Total Capital Assets Being Depreciated	<u>377,434,085</u>	<u>3,449,993</u>	<u>(147,535)</u>	<u>380,736,543</u>
Less Accumulated Depreciation:				
Buildings and Improvements, Water Treatment Plant, Supply, and Transmission Systems	(131,325,668)	(12,074,890)	-	(143,400,558)
Leasehold Improvements, Furniture, and Equipment	(4,336,251)	(420,194)	147,535	(4,608,910)
Total Accumulated Depreciation	<u>(135,661,919)</u>	<u>(12,495,084)</u>	<u>147,535</u>	<u>(148,009,468)</u>
Total Capital Assets Being Depreciated, Net	<u>241,772,166</u>	<u>(9,045,091)</u>	<u>-</u>	<u>232,727,075</u>
Total Business-Type Activities Capital Assets, Net	<u>\$ 248,834,303</u>	<u>\$ (2,699,283)</u>	<u>\$ (781,243)</u>	<u>\$ 245,353,777</u>

Depreciation expense in the amount of \$12,495,084 was reported as a separate line item in the statement of revenues, expenses, and changes in net position.

Construction Commitments

The following is a summary of major construction contract commitments remaining as of September 30, 2019:

<u>Project</u>	<u>Contract Amount</u>	<u>Completed To-Date</u>	<u>Balance Committed</u>
Phase 1 Interconnect Pipeline			
King Engineering - Construction Services	\$ 897,470	\$ 411,236	\$ 486,234
Reynolds Construction - Construction	8,228,000	3,091,258	5,136,742
Phase 3B Pipeline			
King Engineering - Final Design	1,090,391	1,059,280	31,111
King Engineering - Construction Services	1,355,508	23,501	1,332,007
Maintenance Warehouse			
Aecom - Construction Services	245,170	175,318	69,852
L. Cobb Construction- Construction	2,544,280	1,191,972	1,352,308
Filter Covers			
TKW - Construction Services	275,339	9,703	265,636
	<u>\$ 14,636,158</u>	<u>\$ 5,962,268</u>	<u>\$ 8,673,890</u>

PEACE RIVER MANASOTA REGIONAL WATER SUPPLY AUTHORITY
NOTES TO FINANCIAL STATEMENTS
SEPTEMBER 30, 2019

Note 5 - Long-Term Debt

Long-term debt activity for the year ended September 30, 2019, was as follows:

	Beginning Balance	Additions	Reductions	Ending Balance	Due Within One Year
Long-Term Debt:					
Bonds Payable:					
Series 2010A Revenue Bonds	\$ 13,140,000	\$ -	\$ -	\$ 13,140,000	\$ -
Series 2010B Revenue Bonds	29,555,000	-	-	29,555,000	-
Series 2014A Revenue Bonds	23,915,000	-	(1,135,000)	22,780,000	1,165,000
Series 2014B Revenue Bonds	55,915,000	-	-	55,915,000	-
Series 2015 Revenue Bonds	19,510,000	-	(1,550,000)	17,960,000	1,625,000
2019 Bank Note	-	2,000,000	(115,000)	1,885,000	180,000
Total Bonds Payable	142,035,000	2,000,000	(2,800,000)	141,235,000	2,970,000
Bond-Related Amounts:					
Unamortized Premiums	9,941,092	-	(699,318)	9,241,774	-
Unamortized Discounts	(231,167)	-	12,167	(219,000)	-
Total Bonds Payable	151,744,925	2,000,000	(3,487,151)	150,257,774	-
Net Pension Liability:					
Net Pension Liability – FRS	2,259,243	-	-	2,259,243	-
Net Pension Liability – HIS	917,309	-	-	917,309	22,500
Total Net Pension Liability	3,176,552	-	-	3,176,552	22,500
Total Long-Term Debt	<u>\$ 154,921,477</u>	<u>\$ 2,000,000</u>	<u>\$ (3,487,151)</u>	<u>\$ 153,434,326</u>	<u>\$ 2,992,500</u>

The 2010A and B Bonds

On November 2, 2010, the Authority issued \$13,140,000 Utility System Revenue Bonds, Series 2010A (the 2010A Bonds), and \$29,555,000 Utility System Revenue Bonds Series 2010B (the 2010B Bonds).

The 2010A Bonds were issued to provide funds, together with other legally available monies of the Authority, for the principal purpose of refunding the Authority's outstanding \$30,000,000 Utility System Revenue Bond Anticipation Note (the 2010 Note). The 2010 Note had been issued by the Authority on January 20, 2010, and had refunded prior interim financing in the same principal amount from 2008.

The 2010A Bonds were issued at a discount of \$328,500, as term bonds maturing on October 1, 2037, but subject to mandatory redemption in specified lots beginning on October 1, 2036. The stated interest rate on the term bonds is 4.50%. The unamortized discount at September 30, 2019, is \$219,000, as shown above. No principal payments are due until October 1, 2036, but interest is due semi-annually each October 1 and April 1. The final maturity is October 1, 2037. Early redemption is not permitted.

The proceeds of the 2010B Bonds were issued to provide funds for financing a portion of the costs of certain capital improvements including Phases 2 and 3A of the Regional Integrated Loop System (RILS) project, fund capitalized interest, and pay issuance costs. A portion of the 2010B Bonds are designated by the Authority as Build America Bonds, authorized by the *American Recovery and Reinvestment Act of 2009*. As such, the Authority expects to receive Federal Direct Payments from the U.S. Treasury in an amount equal to approximately 30% of each interest payment on the 2010B Bonds.

The 2010B Bonds were issued without premium or discount, as term bonds maturing on October 1, 2040, but subject to mandatory redemption in specified lots beginning on October 1, 2037. The stated interest rate on the term bonds is 6.402%. No principal payments are due until October 1, 2037, but interest is due semi-annually each October 1 and April 1. The final maturity is October 1, 2040. Early redemption is not permitted.

**PEACE RIVER MANASOTA REGIONAL WATER SUPPLY AUTHORITY
NOTES TO FINANCIAL STATEMENTS
SEPTEMBER 30, 2019**

The 2014 and 2015 Bonds

On October 6, 2014, the Authority issued \$27,390,000 Utility System Refunding Revenue Bonds, Series 2014A (the 2014A Bonds). On December 29, 2014, the Authority issued \$56,065,000 Utility System Refunding Revenue Bonds Series 2014B (the 2014B Bonds). On July 7, 2015, the Authority issued \$23,910,000 Utility System Refunding Revenue Bonds Series 2015 (the 2015 Bonds).

The 2014A and 2014B Bonds were issued to provide funds, together with other legally available monies of the Authority, for the principal purpose of refinancing the Authority's outstanding 2005A Bonds in the par amount of \$88,415,000. The 2015 Bonds were issued to provide funds, together with other legally available monies of the Authority, for the principal purpose of refinancing the Authority's outstanding 2005B Bonds in the par amount of \$27,845,000.

The 2014A Bonds were issued without premium or discount, as term bonds maturing on October 1, 2027, but subject to mandatory redemption in specified lots beginning on October 1, 2015. The stated interest rate on the term bonds is 2.54%. Principal payments are due each October 1, and interest is due semi-annually each October 1 and April 1. The final maturity is October 1, 2027. Early redemption is permitted, subject to certain conditions.

The 2014B Bonds were issued at a premium of \$8,903,446, as serial bonds, with stated interest rates of 5.00% (except for \$150,000 at 2.00% which was due and payable on October 1, 2015). The unamortized premium at September 30, 2019 is \$7,034,822. Principal payments are due each October 1, beginning October 1, 2028 (except for \$150,000 at 2.00% which was due and payable on October 1, 2015), and interest is due semi-annually each October 1 and April 1.

The final maturity is October 1, 2035. The 2014B Bonds may be redeemed in whole or in part at any time on or after October 1, 2024, without penalty.

The 2015 Bonds were issued at a premium of \$3,310,428, as serial bonds, with stated interest rates of 5.00%. The unamortized premium at September 30, 2018, is \$2,466,594. Principal payments are due each October 1, and interest is due semi-annually each October 1 and April 1. The final maturity is October 1, 2028. The 2015 Bonds may be redeemed in whole or in part at any time on or after October 1, 2024, without penalty.

At September 30, 2019, unamortized losses were \$1,976,941 (2014 A/B Bonds) and \$53,333 (2015 Bonds). Amortization of \$123,559 (2014 A/B Bonds) and \$6,274 (2015 Bonds) were charged to interest expense in 2019. These losses are being amortized over the remaining debt term using the straight-line method.

The 2019 Note

On February 13, 2019, the Authority issued \$2,000,000 Utility System Subordinate Taxable Revenue Note, Series 2019 (the 2019 Note).

The 2019 Note was issued to provide funds, together with other legally available monies of the Authority, for the principal purpose of purchasing the Authority's Administration Office located in Lakewood Ranch, Florida.

The 2019 Note was issued without premium or discount, as term bonds maturing on October 1, 2028, but subject to mandatory redemption in specified lots beginning on October 1, 2019. The stated interest rate on the term bonds is 3.362%. Principal payments are due each October 1, and interest is due semi-annually each October 1 and April 1. The final maturity is October 1, 2028.

**PEACE RIVER MANASOTA REGIONAL WATER SUPPLY AUTHORITY
NOTES TO FINANCIAL STATEMENTS
SEPTEMBER 30, 2019**

Other Provisions

Principal and interest on the above bonds are payable from and secured by a lien upon and pledge of the Net Revenues (see below) plus the balances in certain funds and accounts as defined in the bond resolutions. The lien and pledge on each series of bonds is on parity with the others.

Bond covenants require the Authority to set rates so as always to provide, in each fiscal year, Net Revenues equal to: (1) at least 115% of the Annual Debt Service becoming due in such fiscal year; and (2) at least 100% of any required County Payments, as defined in the bond resolutions. Net Revenues are defined in the bond resolutions as Gross Revenues less Operating and Maintenance Costs. Gross Revenues are operating revenues (excluding member dues) plus investment earnings, Federal Direct Payments, and certain transfers from the Rate Stabilization Account. Operating and Maintenance Costs are operating expenses excluding depreciation, studies, and master plans. Following are the required disclosures for 2019:

<u>Pledge Revenue</u>	<u>Revenue Pledged Through</u>	<u>Total Principal and Interest Outstanding</u>	<u>Current Year Principal and Interest Paid</u>	<u>Current Year Net Revenue</u>	<u>Percentage of Net Revenues to Principal and Interest Paid</u>
Net Revenues	10/01/40	\$ 232,461,766	\$ 9,122,336	\$ 15,828,539	173.5%

The following is a schedule of future gross debt service requirements (excluding federal direct payments) of the Authority's outstanding bonds payable:

<u>Year Ending September 30,</u>	<u>Principal</u>	<u>Interest</u>	<u>Total</u>
2020	\$ 2,970,000	\$ 6,819,147	\$ 9,789,147
2021	3,090,000	6,702,254	9,792,254
2022	5,190,000	6,580,140	11,770,140
2023	5,365,000	6,402,431	11,767,431
2024	5,545,000	6,218,145	11,763,145
2025-2029	30,375,000	27,990,433	58,365,433
2030-2034	37,370,000	19,952,305	57,322,305
2035-2039	42,070,000	9,969,085	52,039,085
2040	9,260,000	592,826	9,852,826
Total	<u>\$ 141,235,000</u>	<u>\$ 91,226,766</u>	<u>\$ 232,461,766</u>

Total interest costs on the above bonds incurred during 2019 were \$6,904,687, and federal direct payments on the 2010B Bonds were \$582,352. No interest costs were capitalized in 2019.

Subsequent to September 30, 2019, the Authority closed on a \$5,000,000 Non-Revolver Line of Credit with a three year term. The Line of Credit will be used to provide funding for the Authority's System-wide Benefit Projects (a subset of the Authority's Capital Improvement Projects). The interest rate on the Line of Credit is variable and will be calculated at a rate of 79% of LIBOR plus thirty-six basis points with the interest payments being due semi-annually on April 1 and October 1.

**PEACE RIVER MANASOTA REGIONAL WATER SUPPLY AUTHORITY
NOTES TO FINANCIAL STATEMENTS
SEPTEMBER 30, 2019**

Note 6 - Restricted Assets and Net Position

Restricted assets represent monies that have been set aside as a result of bond covenants or contractual agreements. Interest earnings are added to the balances and authorized expenditures are deducted from restricted assets.

Net position is restricted when restricted assets are funded from operating revenues. Only portions of debt related to the proceeds that have been spent to acquire capital assets are included in the calculation of the net investment in capital assets. Following are the balances in restricted assets and restricted net position at September 30, 2019:

	Restricted Assets	Restricted Net Position
Capital Outlay, Grants, etc.	\$ 5,019,752	\$ 6,208,085
Renewal and Replacement	2,525,907	2,525,907
Operations Reserve	1,626,200	1,626,200
Rate Stabilization Account	2,082,159	2,082,159
Other	2,500	-
Total	\$ 11,256,518	\$ 12,442,351

Restricted contracts payable, in the amount of \$906,780, retainage payable in the amount of \$476,014, restricted grant funds receivable, in the amount of \$2,570,627, and tenant security deposits of \$2,500 account for the variance between Restricted Assets and Restricted Net Position above.

Within the assets restricted for capital outlay, grants, etc. above, certain amounts have been attributed to specific customers to be used toward future projects as follows:

	<u>Allocated Project Savings</u>
Sarasota County	\$ 1,266,900
City of North Port	3,057,489
Total	\$ 4,324,389

Note 7 - Retirement Plan

General Information about the Florida Retirement System (FRS)

The FRS was created in Chapter 121, Florida Statutes, to provide a defined benefit pension plan for participating public employees. The FRS was amended in 1998 to add the Deferred Retirement Option Program (DROP) under the defined benefit plan and amended in 2000 to provide a defined contribution plan alternative to the defined benefit plan for FRS members effective July 1, 2002. This integrated defined contribution pension plan is the FRS Investment Plan. Chapter 112, Florida Statutes, established the Retiree Health Insurance Subsidy (HIS) Program, a cost-sharing multiple-employer defined benefit pension plan, to assist retired members of any state-administered retirement system in paying the costs of health insurance.

**PEACE RIVER MANASOTA REGIONAL WATER SUPPLY AUTHORITY
NOTES TO FINANCIAL STATEMENTS
SEPTEMBER 30, 2019**

Essentially all regular employees of the Authority are eligible to enroll as members of the State-administered FRS. Provisions relating to FRS are established by Chapters 121 and 122, Florida Statutes; Chapter 112 Part IV, Florida Statutes; Chapter 238, Florida Statutes; and FRS Rules, Chapter 60S, Florida Administrative Code; wherein eligibility, contributions, and benefits are defined and described in detail. Such provisions may be amended at any time by further action from the Florida Legislature. The FRS is a single retirement system administered by the Florida Department of Management Services, Division of Retirement, and consists of two cost-sharing, multiple-employer defined-benefit plans and other non-integrated programs. A comprehensive annual financial report of the FRS, which includes its financial statements, required supplementary information, actuarial report, and other relevant information, is available from the Florida Department of Management Services' web site (www.dms.myflorida.com).

Payables to the Pension Plan. At September 30, 2019, the Authority reported a payable of \$0 for the outstanding amount of contributions to the Plan, required for the fiscal year ended September 30, 2019.

FRS Pension Plan

Plan Description. The FRS Pension Plan (Plan) is a cost-sharing multiple-employer qualified defined benefit pension plan with a DROP available for eligible employees. The general classes of membership applicable to the Authority are as follows:

- *Regular Class*—Members of the FRS who do not qualify for membership in the other classes.
- *Senior Management Service Class (SMSC)*—Members in senior management level positions.

Employees enrolled in the Plan prior to July 1, 2011, vest at six years of creditable service and employees enrolled in the Plan on or after July 1, 2011, vest at eight years of creditable service. All vested members enrolled prior to July 1, 2011, are eligible for normal retirement benefits at age 62 or at any age after 30 years of service, except for members classified as special risk who are eligible for normal retirement benefits at age 55 or at any age after 25 years of service. All members enrolled in the Plan on or after July 1, 2011, once vested, are eligible for normal retirement benefits at age 65 or any time after 33 years of creditable service, except for members classified as special risk who are eligible for normal retirement benefits at age 60 or at any age after 30 years of service. Members of the Plan may include up to four years of credit for military service toward creditable service. The Plan also includes an early retirement provision; however, there is a benefit reduction for each year a member retires before his or her normal retirement date. The Plan provides retirement, disability, death benefits, and annual cost-of-living adjustments to eligible participants.

DROP, subject to provisions of Section 121.091, Florida Statutes, permits employees eligible for normal retirement under the Plan to defer receipt of monthly benefit payments while continuing employment with an FRS employer. An employee may participate in DROP for a period not to exceed 60 months after electing to participate, except that certain instructional personnel may participate for up to 96 months. During the period of DROP participation, deferred monthly benefits are held in the FRS Trust Fund and accrue interest. The net pension liability does not include amounts for DROP participants, as these members are considered retired and are not accruing additional pension benefits.

Benefits under the Plan are computed on the basis of age and/or years of service, average final compensation, and service credit. Credit for each year of service is expressed as a percentage of the average final compensation. For members initially enrolled before July 1, 2011, the average final compensation is the average of the five highest fiscal years' earnings; for members initially enrolled on or after July 1, 2011, the average final compensation is the average of the eight highest fiscal years' earnings. The total percentage value of the benefit received is determined by calculating the total value of all service, which is based on the retirement class to which the member belonged when the service credit was earned. The following chart shows the percentage value for each year of service credit earned:

**PEACE RIVER MANASOTA REGIONAL WATER SUPPLY AUTHORITY
NOTES TO FINANCIAL STATEMENTS
SEPTEMBER 30, 2019**

<u>Class, Initial Enrollment, and Retirement Age/Years of Service</u>	<u>Percent Value</u>
<i>Regular Class Members Initially Enrolled Before July 1, 2011:</i>	
Retirement up to age 62 or up to 30 years of service	1.60
Retirement at age 63 or with 31 years of service	1.63
Retirement at age 64 or with 32 years of service	1.65
Retirement at age 65 or with 33 or more years of service	1.68
<i>Regular Class Members Initially Enrolled on or After July 1, 2011:</i>	
Retirement up to age 65 or up to 33 years of service	1.60
Retirement at age 66 or with 34 years of service	1.63
Retirement at age 67 or with 35 years of service	1.65
Retirement at age 68 or with 36 or more years of service	1.68
<i>Senior Management Service Class</i>	2.00

As provided in Section 121.101, Florida Statutes, if the member is initially enrolled in the FRS before July 1, 2011, and all service credit was accrued before July 1, 2011, the annual cost-of-living adjustment is 3% per year. If the member is initially enrolled before July 1, 2011, and has service credit on or after July 1, 2011, there is an individually calculated cost-of-living adjustment. The annual cost-of-living adjustment is a proportion of 3% determined by dividing the sum of the pre-July 2011 service credit by the total service credit at retirement multiplied by 3%. Plan members initially enrolled on or after July 1, 2011, will not have a cost-of-living adjustment after retirement.

Contributions. The Florida Legislature establishes contribution rates for participating employers and employees. Contribution rates during the Authority's 2018-19 fiscal year were as follows:

<u>Class</u>	<u>Year Ended June 30, 2019</u>		<u>Year Ended June 30, 2020</u>	
	<u>Percent of Gross Salary</u>		<u>Percent of Gross Salary</u>	
	<u>Employee</u>	<u>Employer</u>	<u>Employee</u>	<u>Employer</u>
FRS, Regular	3.00	6.54	3.00	6.75
FRS, Senior Management Services	3.00	22.34	3.00	23.69
DROP – Applicable to Members from All of the Above Classes	0.00	12.37	0.00	12.94
Investment Plan, Regular	0.00	3.50	0.00	3.56
FRS, Reemployment Retiree	(1)	(1)	(1)	(1)

Notes: (1) Contribution rates are dependent upon retirement class in which reemployed.

The Authority's contributions (employer only) to the Plan totaled \$324,942 for the fiscal year ended September 30, 2019. This excludes the HIS defined benefit pension plan contributions.

**PEACE RIVER MANASOTA REGIONAL WATER SUPPLY AUTHORITY
NOTES TO FINANCIAL STATEMENTS
SEPTEMBER 30, 2019**

Pension Liabilities, Pension Expense, and Deferred Outflows of Resources and Deferred Inflows of Resources Related to Pensions. At September 30, 2019, the Authority reported a liability of \$2,259,243 for its proportionate share of the net pension liability. The net pension liability was measured as of June 30, 2019, and the total pension liability used to calculate the net pension liability was determined by an actuarial valuation as of July 1, 2019. The Authority's proportionate share of the net pension liability was based on the Authority's 2018-19 fiscal year contributions relative to the fiscal year 2017-18 fiscal year contributions of all participating members. At June 30, 2019, the Authority's proportion was .007500677%, which was an increase of .00000110713 from its proportion measured as of June 30, 2018.

For the year ended September 30, 2019, the Authority recognized pension expense of \$419,590 related to the Plan. At September 30, 2019, the Authority reported deferred outflows of resources and deferred inflows of resources related to pensions from the following sources:

<u>Description</u>	<u>Deferred Outflows of Resources</u>	<u>Deferred Inflows of Resources</u>
Employer Contributions after Measurement Date	\$ 57,888	\$ -
Difference Between Expected and Actual Experience	191,392	6,947
Changes of Assumptions	738,211	-
Changes in Proportion and Difference Between Authority Contributions and Proportionate Share of Contributions	97,103	77,799
Net Difference between Projected and Actual Earnings on Pension Plan Investments	-	174,554
Total	<u>\$ 1,084,594</u>	<u>\$ 259,300</u>

The deferred outflows of resources related to pensions, totaling \$57,888, resulting from Authority contributions subsequent to the measurement date but prior to the end of the reporting period will be recognized as a reduction of the net pension liability in the subsequent fiscal year. Other amounts reported as deferred outflows of resources and deferred inflows of resources related to pensions will be recognized in pension expense as follows:

<u>Fiscal Year Ending June 30,</u>	<u>Amount</u>
2020	\$ 321,975
2021	201,206
2022	11,734
2023	126,626
2024	91,549
Thereafter	14,316
Total	<u>\$ 767,406</u>

**PEACE RIVER MANASOTA REGIONAL WATER SUPPLY AUTHORITY
NOTES TO FINANCIAL STATEMENTS
SEPTEMBER 30, 2019**

Actuarial Assumptions. The total pension liability in the July 1, 2019, actuarial valuation was determined using the individual entry age cost method, and the following actuarial assumptions:

Inflation	2.60%
Salary Increases	3.25% Average, Including Inflation
Discount Rate	7.10%
Long-Term Expected Rate of Return, Net of Investment Expense	7.10%
Municipal Bond Index	N/A

Mortality rates were based on the Generational RP-2000 with Projection Scale BB.

The actuarial assumptions used in the July 1, 2019 valuation were based on the results of an actuarial experience study for the period July 1, 2008 through June 30, 2013.

The long-term expected rate of return on pension plan investments was not based on historical returns, but instead is based on a forward-looking capital market economic model. The allocation policy's description of each asset class was used to map the target allocation to the asset classes shown below. Each asset class assumption is based on a consistent set of underlying assumptions, and includes an adjustment for the inflation assumption. The target allocation and best estimates of arithmetic and geometric real rates of return for each major asset class are summarized in the following table:

Asset Class	Target Allocation	Annual Arithmetic Return	Annual (Geometric) Return	Standard Deviation
Cash	1.0%	3.0%	3.0%	1.8%
Fixed Income	18.0%	4.5%	4.4%	4.2%
Global Equity	53.0%	7.8%	6.6%	17.0%
Real Estate (Property)	10.0%	6.5%	5.9%	12.8%
Private Equity	6.0%	11.5%	7.8%	30.0%
Strategic Investments	12.0%	6.1%	5.6%	9.7%
Total	<u>100.0%</u>			
Assumed Inflation – Mean		2.6%		1.9%

Discount Rate. The discount rate used to measure the total pension liability was 7.00%. The Plan's fiduciary net position was projected to be available to make all projected future benefit payments of current active and inactive employees. Therefore, the discount rate for calculating the total pension liability is equal to the long-term expected rate of return. The discount rate was 7.10% in the July 1, 2018 valuation.

Sensitivity of the Authority's Proportionate Share of the Net Position Liability to Changes in the Discount Rate. The following presents the Authority's proportionate share of the net pension liability calculated using the discount rate of 7.00%, as well as what the Authority's proportionate share of the net pension liability would be if it were calculated using a discount rate that is 1-percentage-point lower (6.00%) or 1-percentage-point higher (8.00%) than the current rate:

**PEACE RIVER MANASOTA REGIONAL WATER SUPPLY AUTHORITY
NOTES TO FINANCIAL STATEMENTS
SEPTEMBER 30, 2019**

FRS – Authority:

	1% Decrease (6.00%)	Current Discount Rate (7.00%)	1% Increase (8.00%)
Authority’s Proportionate Share of the Net Pension Liability	\$ 4,123,213	\$ 2,259,243	\$ 711,106

Pension Plan Fiduciary Net Position. Detailed information about the Plan’s fiduciary net position is available in the separately issued FRS Pension Plan and Other State Administered Systems Comprehensive Annual Financial Report.

HIS Pension Plan

Plan Description. The HIS Pension Plan (HIS Plan) is a cost-sharing, multiple-employer defined benefit pension plan established and administered in accordance with Section 112.363, Florida Statutes. The Florida Legislature established and amends the contribution requirements and benefit terms of the HIS program. The benefit is a monthly payment to assist retirees of State-administered retirement systems in paying their health insurance costs.

Benefits Provided. For the fiscal year ended September 30, 2019, eligible retirees and beneficiaries received a monthly HIS payment equal to the number of years of service credited at retirement multiplied by \$5. The minimum payment is \$30 and the maximum payment is \$150 per month, pursuant to Section 112.363, Florida Statutes. To be eligible to receive a HIS Plan benefit, a retiree under one of the State-administered retirement systems must provide proof of health insurance coverage, which may include Medicare.

Contributions. The HIS Plan is funded by required contributions from FRS participating employers as set by the Florida Legislature. Employer contributions are a percentage of gross compensation for all active FRS members. For the HIS Plan fiscal years ended June 30, 2018 and 2019, the contribution rate was 1.66% of payroll pursuant to Section 112.363, Florida Statutes. The Authority contributed 100% of its statutorily required contributions for the current and preceding four years. HIS Plan contributions are deposited in a separate trust fund from which payments are authorized. HIS Plan benefits are not guaranteed and are subject to annual legislative appropriation. In the event the legislative appropriation or available funds fail to provide full subsidy benefits to all participants, benefits may be reduced or canceled.

The Authority’s contributions to the HIS Plan totaled \$47,317 for the fiscal year ended September 30, 2019.

Pension Liabilities, Pension Expense, and Deferred Outflows of Resources and Deferred Inflows of Resources Related to Pensions. At September 30, 2019, the Authority reported a net pension liability of \$917,309 for its proportionate share of the HIS Plan’s net pension liability. The net pension liability was measured as of June 30, 2019, and the total pension liability used to calculate the net pension liability was determined by an actuarial valuation as of July 1, 2019. The Authority’s proportionate share of the net pension liability was based on the Authority’s 2018-19 fiscal year contributions relative to the total 2018-19 fiscal year contributions of all participating members. At June 30, 2019, the Authority’s proportionate share was 0.008666846%, which was an increase of .00000354213 from its proportionate share measured as of June 30, 2018.

**PEACE RIVER MANASOTA REGIONAL WATER SUPPLY AUTHORITY
NOTES TO FINANCIAL STATEMENTS
SEPTEMBER 30, 2019**

For the fiscal year ended September 30, 2019, the Authority recognized pension expense of \$76,069 related to the HIS Plan. In addition, the Authority reported deferred outflows of resources and deferred inflows of resources related to pensions from the following sources:

<u>Description</u>	<u>Deferred Outflows of Resources</u>	<u>Deferred Inflows of Resources</u>
Employer Contributions after Measurement Date	\$ 12,400	\$ -
Difference Between Expected and Actual Experience	14,044	1,558
Changes of Assumptions	102,016	96,986
Changes in Proportion and Difference Between Authority Contributions and Proportionate Share of Contributions	53,904	4,777
Net Difference between Projected and Actual Earnings on Pension Plan Investments	556	-
Total	<u>\$ 182,920</u>	<u>\$ 103,321</u>

The deferred outflows of resources related to pensions, totaling \$12,400, resulting from Authority contributions to the HIS Plan subsequent to the measurement date but prior to the end of the reporting period will be recognized as a reduction of the net pension liability in the subsequent fiscal year. Other amounts reported as deferred outflows of resources and deferred inflows of resources related to pensions will be recognized in pension expense as follows:

<u>Fiscal Year Ending</u>	<u>Amount</u>
2020	\$ 20,435
2021	20,388
2022	17,287
2023	10,826
2024	(2,975)
Thereafter	1,238
Total	<u>\$ 67,199</u>

Actuarial Assumptions. The total pension liability in the July 1, 2019 actuarial valuation, was determined using the individual entry age cost method, and the following actuarial assumptions:

Inflation	2.60%
Salary Increases	3.25% Average, Including Inflation
Discount Rate	3.58%
Long-Term Expected Rate of Return, Net of Investment Expense	N/A
Municipal Bond Index	3.58%

Mortality rates were based on the Generational RP-2000 with Projected Scale BB.

The actuarial assumptions used in the July 1, 2018 valuation, were based on the results of an actuarial experience study for the period July 1, 2008 through June 30, 2013.

**PEACE RIVER MANASOTA REGIONAL WATER SUPPLY AUTHORITY
NOTES TO FINANCIAL STATEMENTS
SEPTEMBER 30, 2019**

Discount Rate. The discount rate used to measure the total pension liability was 3.87%. In general, the discount rate for calculating the total pension liability is equal to the single rate equivalent to discounting at the long-term expected rate of return for benefit payments prior to the projected depletion date. Because the HIS benefit is essentially funded on a pay-as-you-go basis, the depletion date is considered to be immediate, and the single equivalent discount rate is equal to the municipal bond rate selected by the HIS Plan sponsor. The Bond Buyer General Obligation 20-Bond Municipal Bond Index was adopted as the applicable municipal bond index.

Sensitivity of the Authority's Proportionate Share of the Net Pension Liability to Changes in the Discount Rate. The following presents the Authority's proportionate share of the net pension liability calculated using the discount rate of 3.87%, as well as what the Authority's proportionate share of the net pension liability would be if it were calculated using a discount rate that is 1-percentage-point lower (2.87%) or 1-percentage-point higher (4.87%) than the current rate:

	1% Decrease (2.87%)	Current Discount Rate (3.87%)	1% Increase (4.87%)
Authority's Proportionate Share of the Net Pension Liability	\$ 1,044,761	\$ 917,309	\$ 811,070

Pension Plan Fiduciary Net Position. Detailed information about the HIS Plan's fiduciary net position is available in the separately issued FRS Pension Plan and Other State Administered Systems Comprehensive Annual Financial Report.

FRS – Defined Contribution Pension Plan

The Authority contributes to the FRS Investment Plan (Investment Plan), a defined contribution pension plan, for its eligible employees electing to participate in the Investment Plan. The Investment Plan is administered by the SBA, and is reported in the SBA's annual financial statements and in the State of Florida Comprehensive Annual Financial Report. Service retirement benefits are based upon the value of the member's account upon retirement.

As provided in Section 121.4501, Florida Statutes, eligible FRS members may elect to participate in the Investment Plan in lieu of the FRS defined-benefit plan. Authority employees participating in DROP are not eligible to participate in the Investment Plan. Employer and employee contributions, including amounts contributed to individual member's accounts, are defined by law, but the ultimate benefit depends in part on the performance of investment funds. Benefit terms, including contribution requirements, for the Investment Plan are established and may be amended by the Florida Legislature. The Investment Plan is funded with the same employer and employee contribution rates that are based on salary and membership class (Regular Class, Elected County Officers, etc.), as the FRS defined benefit plan. Contributions are directed to individual member accounts, and the individual members allocate contributions and account balances among various approved investment choices. Allocations to the investment member's accounts during the 2018-19 fiscal year were as follows:

**PEACE RIVER MANASOTA REGIONAL WATER SUPPLY AUTHORITY
NOTES TO FINANCIAL STATEMENTS
SEPTEMBER 30, 2019**

<u>Class</u>	<u>Year Ended June 30, 2019</u>		<u>Year Ended June 30, 2020</u>	
	<u>Percent of Gross Compensation</u>		<u>Percent of Gross Compensation</u>	
	<u>Employee</u>	<u>Employer</u>	<u>Employee</u>	<u>Employer</u>
FRS, Regular Class	3.00	3.30	3.00	3.30
FRS, Senior Management Service Class	3.00	4.67	3.00	4.67

For all membership classes, employees are immediately vested in their own contributions and are vested after one year of service for employer contributions and investment earnings. If an accumulated benefit obligation for service credit originally earned under the FRS Pension Plan is transferred to the Investment Plan, the member must have the years of service required for FRS Pension Plan vesting (including the service credit represented by the transferred funds) to be vested for these funds and the earnings on the funds. Non-vested employer contributions are placed in a suspense account for up to five years. If the employee returns to FRS-covered employment within the five-year period, the employee will regain control over their account. If the employee does not return within the five-year period, the employee will forfeit the accumulated account balance. Costs of administering the Investment Plan, including the FRS Financial Guidance Program, are funded through an employer contribution of 0.06% of payroll and by forfeited benefits of Investment Plan members. For the fiscal year ended September 30, 2019, the information for the amount of forfeitures was unavailable from the SBA; however, management believes that these amounts, if any, would be immaterial to the Authority.

After termination and applying to receive benefits, the member may rollover vested funds to another qualified plan, structure a periodic payment under the Investment Plan, receive a lump-sum distribution, leave the funds invested for future distribution, or any combination of these options. Disability coverage is provided; the member may either transfer the account balance to the FRS Pension Plan when approved for disability retirement to receive guaranteed lifetime monthly benefits under the FRS Pension Plan, or remain in the Investment Plan and rely upon that account balance for retirement income.

The Authority's Investment Plan pension expense totaled \$0 for the fiscal year ended September 30, 2019.

Note 8 - Risk Management

The Authority is exposed to various risks of loss related to torts; theft of, damage to and destruction of assets; errors and omissions; and natural disasters for which the Authority carries commercial insurance. There has been no significant reduction in insurance coverage from the prior year, and there have been no settlements or claims in excess of coverage for the past three years.

DRAFT

REQUIRED SUPPLEMENTARY INFORMATION

**PEACE RIVER MANASOTA REGIONAL WATER SUPPLY AUTHORITY
SCHEDULE OF THE AUTHORITY'S PROPORTIONATE SHARE
OF THE NET PENSION LIABILITY
FLORIDA RETIREMENT SYSTEM AND HEALTH INSURANCE SUBSIDY PENSION PLANS
LAST 10 FISCAL YEARS**

FLORIDA RETIREMENT SYSTEM PENSION PLAN

Year Ended June 30,	Authority's Proportion of the FRS Net Pension Plan	Authority's Proportion Share of the FRS Net Pension Plan Liability	Authority's Covered Payroll (FYE June 30)	Authority's Proportionate Share of the FRS Net Pension Liability as a Percentage of its Covered Payroll	FRS Plan Fiduciary Net Position as a Percentage of the Total Pension Liability
2014	0.007989257%	\$ 487,462	\$ 2,390,715	20.39%	96.09%
2015	0.008389114%	1,083,567	2,460,331	44.04%	92.00%
2016	0.734946400%	1,855,745	2,466,289	75.24%	84.88%
2017	0.007389965%	2,185,902	2,647,640	82.56%	83.89%
2018	0.007500678%	2,259,243	2,830,735	79.81%	84.26%
2019	0.007500678%	2,259,243	2,830,735	79.81%	84.26%

HEALTH INSURANCE SUBSIDY PENSION PLAN

Year Ended June 30,	Authority's Proportion of the HIS Net Pension Plan	Authority's Proportion Share of the HIS Net Pension Liability	Authority's Covered Payroll (FYE June 30)	Authority's Proportionate Share of the HIS Net Pension Liability as a Percentage of its Covered Payroll	HIS Plan Fiduciary Net Position as a Percentage of the Total Pension Liability
2014	0.008048456%	\$ 752,550	\$ 2,304,992	32.65%	0.99%
2015	0.008028182%	818,748	2,460,331	33.28%	0.50%
2016	0.007989135%	931,101	2,466,289	37.75%	0.97%
2017	0.008312632%	888,825	2,647,640	33.57%	1.64%
2018	0.008666849%	917,309	2,830,735	32.41%	2.15%
2019	0.008666849%	917,309	2,830,735	32.41%	2.15%

Note:

Additional information will be provided annually until ten years' data is presented.

See accompanying notes.

**PEACE RIVER MANASOTA REGIONAL WATER SUPPLY AUTHORITY
SCHEDULE OF AUTHORITY CONTRIBUTIONS
FLORIDA RETIREMENT SYSTEM AND HEALTH INSURANCE SUBSIDY PENSION PLANS
LAST 10 FISCAL YEARS**

FLORIDA RETIREMENT SYSTEM PENSION PLAN

Year Ended September 30,	Contractually Required Contribution	FRS Contribution in Relation to the Contractually Required Contribution	FRS Contribution Deficiency (Excess)	Authority's Covered Payroll (FYE September 30)	FRS Contributions as a Percentage of Covered Payroll
2014	\$ 219,705	\$ (219,705)	\$ -	\$ 2,411,837	9.11%
2015	201,785	(201,785)	-	2,458,752	8.21%
2016	188,652	(188,652)	-	2,600,710	7.25%
2017	196,023	(196,023)	-	2,702,982	7.25%
2018	216,626	(216,626)	-	2,849,798	7.60%
2019	216,626	(216,626)	-	2,849,798	7.60%

HEALTH INSURANCE SUBSIDY PENSION PLAN

Year Ended September 30,	Contractually Required Contribution	HIS Contribution in Relation to the Contractually Required Contribution	HIS Contribution Deficiency (Excess)	Authority's Covered Payroll (FYE September 30)	HIS Contributions as a Percentage of Covered Payroll
2014	\$ 34,372	\$ (34,372)	\$ -	\$ 2,411,837	1.43%
2015	32,819	(32,819)	-	2,458,752	1.33%
2016	43,099	(43,099)	-	2,600,710	1.66%
2017	44,994	(44,994)	-	2,702,982	1.66%
2018	47,317	(47,317)	-	2,849,798	1.66%
2019	47,317	(47,317)	-	2,849,798	1.66%

Note:

Additional information will be provided annually until ten years' data is presented.

See accompanying notes.

**PEACE RIVER MANASOTA REGIONAL WATER SUPPLY AUTHORITY
NOTES TO REQUIRED SUPPLEMENTARY INFORMATION
SEPTEMBER 30, 2019**

Note 1 - Changes in Benefit Terms and Assumptions – 2019

Changes in Benefit Terms from the year ended June 30, 2018 to June 30, 2019:

- **FRS**—No significant changes.
- **HIS**—No significant changes.

Changes in Assumptions from the year ended June 30, 2018 to June 30, 2019:

- **FRS**—The long-term expected rate of return was **decreased** from **7.10%** to **7.00%** and the active member mortality assumption was updated.
- **HIS**—The municipal rate used to determine total pension liability **increased** from **3.58%** to **3.87%**.

Note 2 - Changes in Benefit Terms and Assumptions – 2018

Changes in Benefit Terms from the year ended June 30, 2017 to June 30, 2018:

- **FRS**—No significant changes.
- **HIS**—No significant changes.

Changes in Assumptions from the year ended June 30, 2017 to June 30, 2018:

- **FRS**—The long-term expected rate of return was decreased from 7.10% to 7.00% and the active member mortality assumption was updated.
- **HIS**—The municipal rate used to determine total pension liability increased from 3.58% to 3.87%.

STATISTICAL SECTION

(unaudited)

This part of the Authority's comprehensive annual financial report presents detailed information as a context for understanding what the information in the financial statements, note disclosures, and required supplementary information says about the Authority's overall financial health.

<u>Contents</u>	<u>Page</u>
Financial Trends	64- 66
<i>These schedules contain trend information to help the reader understand how the Authority's financial performance has changed over time.</i>	
Revenue Capacity	67- 68
<i>These schedules contain information to help the reader assess the Authority's revenue sources</i>	
Debt Capacity	69- 70
<i>These schedules present information to help the reader assess the affordability of the Authority's current level of outstanding debt and the Authority's ability to issue additional debt in the future.</i>	
Operating Information	71- 72
<i>These schedules contain service and infrastructure data to help the reader understand how the information in the Authority's financial report relates to the services the Authority provided services and the activities.</i>	
Demographic and Economic Information	73
<i>These tables offer demographic and economic indicators to help the reader understand the environment in which the Authority's financial activities take place.</i>	

Peace River Mansota Regional Water Supply Authority
Net Position by Component
Last 10 Fiscal Years

	2019	2018	2017	2016	2015	2014	2013	2012	2011	2010
Net Position										
Net Investment in Capital Assets	97,126,276	99,249,484	105,836,765	112,351,825	118,384,875	120,279,428	123,200,105	130,941,881	113,667,217	112,029,247
Restricted	12,442,351	21,782,830	20,136,402	19,361,213	19,738,780	19,751,759	26,529,102	17,444,686	30,346,856	14,398,324
Unrestricted	16,051,622	8,047,922	9,335,832	7,875,473	6,540,101	8,109,723	8,171,036	14,251,094	11,782,173	8,435,810
Total Net Position	125,620,249	129,080,236	135,308,999	139,588,511	144,663,757	148,140,910	157,900,243	162,637,661	155,796,246	134,863,381

Peace River Regional Water Supply Authority
Schedule of Revenues, Expenses & Changes in Fund Net Position
Last 10 Fiscal Years

	2019	2018	2017	2016	2015	2014	2013	2012	2011	2010
Operating Revenues										
Member Dues	389,200	355,300	336,499	309,500	309,000	277,600	278,300	280,999	283,397	283,600
Water Sales	31,125,103	30,467,231	30,390,798	30,110,490	29,474,921	29,135,301	28,065,437	26,645,698	26,725,235	24,363,519
Special Assessment	100,000	60,000	60,000	50,000	50,000	50,000	50,000	100,000	100,000	100,001
Renewal & Replacement	-	-	-	-	-	1,200,000	1,200,000	1,320,000	1,320,000	805,000
Other	131,499	37,354	27,018	21,993	27,131	19,137	30,419	37,935	15,241	25,704
Total Operating Revenues	31,745,802	30,919,885	30,814,315	30,491,983	29,861,052	30,682,038	29,624,156	28,363,732	28,443,873	25,577,824
Operating Expenses										
Cost of Sales & Services	15,942,117	15,002,110	14,200,760	13,574,250	13,493,354	13,819,834	13,077,440	12,945,545	11,564,260	10,958,682
Studies & Master Plan	307,294	18,112	5,259	20,790	59,296	316,460	108,306	1,093,178	268,613	23,736
Administration	743,901	683,723	627,038	602,466	568,400	489,972	511,692	363,085	1,123,964	1,182,618
Depreciation	12,495,084	12,573,146	12,156,431	11,878,125	11,595,914	11,687,372	11,464,530	10,562,683	9,439,876	9,372,168
Total Operating Expenses	29,488,394	28,277,091	26,989,489	26,075,631	25,716,964	26,313,638	25,161,968	24,964,491	22,396,713	21,537,204
Operating Income	2,257,408	2,642,794	3,824,826	4,416,352	4,144,088	4,368,400	4,462,188	3,399,241	6,047,160	4,040,620
Nonoperating Revenues (Expenses)										
Grants - Studies & Master Plans	153,648	9,056	-	-	14,183	158,201	62,940	664,266	-	-
Investment Earnings	675,603	675,603	264,130	156,744	119,460	54,662	104,066	218,700	159,986	312,843
Oversize Facility Payments	(1,971,557)	(1,971,557)	(1,971,557)	(1,971,557)	(1,971,557)	(1,971,557)	(1,971,557)	(1,971,557)	(1,971,557)	(1,971,557)
County Payments	(796,000)	(796,000)	(796,000)	(796,000)	(750,000)	(750,000)	(750,000)	(750,000)	(750,000)	(676,464)
Other Customer Payments	(1,345,634)	(1,345,291)	(1,346,176)	(1,331,317)	(1,474,954)	(1,243,187)	(1,434,187)	(7,857,220)	-	-
Interest Expense	(6,347,370)	(6,406,851)	(6,504,533)	(6,598,330)	(7,232,175)	(8,291,931)	(8,454,925)	(7,857,220)	(6,125,103)	(5,871,361)
Bond Issuance Costs	(49,940)	-	-	(4,801)	(838,506)	-	-	-	-	-
Federal Direct Payments	582,352	579,868	578,006	578,626	576,565	576,143	633,431	425,725	-	-
Taxes	-	-	-	-	(224,975)	-	-	-	-	-
Total Nonoperating Revenues	(9,098,899)	(9,255,173)	(9,776,130)	(9,966,635)	(11,556,985)	(11,692,644)	(10,376,045)	(9,270,086)	(8,686,674)	(8,206,559)
(Loss) Before Capital Contributions	(6,841,491)	(6,612,379)	(5,951,304)	(5,550,283)	(7,412,897)	(7,324,244)	(5,913,857)	(5,870,845)	(2,639,514)	(4,165,939)
Capital Contributions										
Capital Grants	3,381,505	611,870	1,671,793	-	1,250,000	1,000,000	1,176,439	11,597,995	12,984,734	9,795,822
Capital Refunds - Customers	-	-	-	(24,964)	-	(2,081,569)	-	-	-	-
Capital Payments - Customers	-	-	-	500,000	4,393,635	-	-	1,114,265	10,587,645	-
Contribution from General Fund	-	-	-	-	-	-	-	-	-	46,145
Total Capital Contributions	3,381,505	611,870	1,671,793	475,036	5,643,635	(1,081,569)	1,176,439	12,712,260	23,572,379	9,841,967
Change in Net Position	(3,459,986)	(6,000,508)	(4,279,511)	(5,075,247)	(1,769,262)	(8,405,813)	(4,737,418)	6,841,415	20,932,865	5,676,028
Total Net Position, Beginning of Year:										
As Originally Reported	129,080,236	135,308,999	139,588,511	144,663,758	148,140,910	157,900,243	162,637,661	155,796,246	134,863,381	129,187,353
Adjustments due to GASB Changes	-	-	-	-	(1,707,890)	(1,353,520)	-	-	-	-
As Adjusted	129,080,236	135,308,999	139,588,511	144,663,758	146,433,020	156,546,723	162,637,661	155,796,246	134,863,381	129,187,353
Total Net Position, End of Year	125,620,250	129,080,236	135,308,999	139,588,511	144,663,758	148,140,910	157,900,243	162,637,661	155,796,246	134,863,381

Peace River Regional Water Supply Authority
Schedule of Restricted Assets
Last 10 Fiscal Years

Fiscal Year	Construction Funds	Renewal & Replacement Funds	Rate Stabilization Funds	Operations Reserve	Total
2019	\$ 5,019,752	\$ 2,525,907	\$ 2,082,159	\$ 1,626,200	\$ 11,254,018
2018	\$ 6,578,286	\$ 2,522,356	\$ 2,030,336	\$ 9,450,602	\$ 20,581,580
2017	\$ 6,138,790	\$ 2,801,982	\$ 1,992,134	\$ 8,317,430	\$ 19,250,336
2016	\$ 6,761,100	\$ 2,571,228	\$ 1,970,729	\$ 8,237,024	\$ 19,540,081
2015	\$ 7,775,197	\$ 2,993,127	\$ 1,960,080	\$ 8,177,886	\$ 20,906,290
2014	\$ 9,954,977	\$ 2,230,910	\$ 1,951,554	\$ 8,140,581	\$ 22,278,022
2013	\$ 12,770,944	\$ 3,618,214	\$ 2,051,274	\$ 8,113,416	\$ 26,553,848
2012	\$ 11,105,788	\$ 3,692,354	\$ 1,446,087	\$ 1,809,293	\$ 18,053,522
2011	\$ 23,161,810	\$ 2,973,259	\$ 2,409,328	\$ 1,802,459	\$ 30,346,856
2010	\$ 7,996,459	\$ 4,432,885	\$ 670,808	\$ 1,298,172	\$ 14,398,324

Peace River Mansota Regional Water Supply Authority
Water Sales by Customer (Average Millions of Gallons per Day)
Last 10 Fiscal Years

	2019	2018	2017	2016	2015	2014	2013	2012	2011	2010
Charlotte County	10.45	10.46	11.28	10.39	10.43	10.40	9.99	9.99	10.08	9.37
DeSoto County	0.59	0.61	0.91	0.67	0.72	0.82	0.62	0.57	0.60	0.50
Sarasota County	12.72	12.47	12.99	13.52	12.85	12.51	12.07	11.27	11.47	9.48
City of North Port	2.00	0.94	1.17	1.36	1.58	1.49	1.79	1.64	1.22	1.08
	25.75	24.48	26.34	25.93	25.57	25.21	24.47	23.47	23.37	20.43

Peace River Mansota Regional Water Supply Authority
Water Sales by Customer
Last 10 Fiscal Years

	2019	2018	2017	2016	2015	2014	2013	2012	2011	2010
Charlotte County	\$ 12,135,535	\$ 12,023,423	\$ 11,923,405	\$ 11,683,694	\$ 11,742,717	\$ 11,316,097	\$ 10,966,389	\$ 11,083,342	\$ 11,983,296	\$ 11,518,605
De Soto County	657,885	657,533	727,914	657,623	681,263	702,732	636,211	606,779	652,047	606,030
Sarasota County	15,426,735	15,194,277	15,146,130	15,137,268	14,460,202	14,532,553	13,983,911	12,917,253	13,270,980	11,237,650
City of North Port	2,905,347	2,591,998	2,593,349	2,631,905	2,590,739	2,583,918	2,478,926	2,038,324	2,138,912	1,811,015
	\$ 31,125,501	\$ 30,467,231	\$ 30,390,798	\$ 30,110,490	\$ 29,474,921	\$ 29,135,301	\$ 28,065,437	\$ 26,645,698	\$ 28,045,235	\$ 25,173,300

Peace River Manasota Regional Water Supply Authority
 Schedule of Long Term Debt by Issuance
 Last 10 Fiscal Years

FY	2005A	2005B	2008 BAN	2010A	2010B	2014A	2014B	2015	2019	Total
2019	-	-	-	13,140,000	29,555,000	22,780,000	55,915,000	17,960,000	1,885,000	141,235,000
2018	-	-	-	13,140,000	29,555,000	23,915,000	55,915,000	19,510,000	-	142,035,000
2017	-	-	-	13,140,000	29,555,000	25,020,000	55,915,000	20,990,000	-	144,620,000
2016	-	-	-	13,140,000	29,555,000	26,100,000	55,915,000	22,395,000	-	147,105,000
2015	-	-	-	13,140,000	29,555,000	27,155,000	55,915,000	23,735,000	-	149,500,000
2014	88,415,000	27,845,000	-	13,140,000	29,555,000	-	-	-	-	158,955,000
2013	89,175,000	29,225,000	-	13,140,000	29,555,000	-	-	-	-	161,095,000
2012	89,910,000	30,550,000	-	13,140,000	29,555,000	-	-	-	-	163,155,000
2011	90,615,000	31,830,000	-	13,140,000	29,555,000	-	-	-	-	165,140,000
2010	91,295,000	33,065,000	30,000,000	-	-	-	-	-	-	154,360,000

Peace River Manasota Regional Water Supply Authority
Debt Service Coverage
Last 10 Fiscal Years

	2010	2011	2012	2013	2014	2015	2016	2017	2018	2019
Gross Revenues										
Water Sales	\$ 24,363,519	\$ 28,045,235	\$ 27,945,698	\$ 29,265,437	\$ 29,135,301	\$ 29,474,921	\$ 30,110,490	\$ 30,390,798	\$ 30,467,231	\$ 31,125,103
Renewal & Replacement Revenue					1,200,000					
Interest	312,843	159,986	218,700	104,066	54,662	119,460	156,744	264,130	447,348	675,603
Federal Subsidy Interest (2010B Bond Issue)	-	605,212	662,239	633,431	576,143	576,565	578,626	578,006	579,868	582,352
Gross Revenue Transfer (RSF)	-	-	280,000	-	-	-	-	-	-	-
Other	25,704	15,241	37,035	30,419	19,137	27,131	21,993	27,018	37,354	131,499
Total Gross Revenues	\$ 24,702,066	\$ 28,825,674	\$ 29,143,672	\$ 30,033,353	\$ 30,985,243	\$ 30,198,077	\$ 30,867,853	\$ 31,259,952	\$ 31,531,801	\$ 32,514,557
Operation and Maintenance Expenses										
Cost of Sales and Services	\$ 10,958,682	\$ 11,564,260	\$ 11,815,035	\$ 13,077,440	\$ 13,819,834	\$ 14,331,860	\$ 13,574,250	\$ 14,200,760	\$ 15,002,110	\$ 15,942,117
Administration	1,182,618	1,123,964	1,493,595	511,692	489,972	588,400	602,466	627,038	683,723	743,901
Total Operation and Maintenance Expenses	\$ 12,141,300	\$ 12,688,224	\$ 13,308,630	\$ 13,589,132	\$ 14,309,806	\$ 14,900,260	\$ 14,176,716	\$ 14,827,798	\$ 15,685,833	\$ 16,686,018
Net Revenues Available for Debt Service	\$ 12,560,766	\$ 16,137,450	\$ 15,835,042	\$ 16,444,221	\$ 16,675,437	\$ 15,297,817	\$ 16,691,137	\$ 16,432,154	\$ 15,845,968	\$ 15,828,539
Debt Service										
Principal	1,850,000	1,915,000	1,985,000	2,060,000	2,140,000	2,005,000	2,395,000	2,485,000	2,585,000	2,800,000
Interest(1)	6,117,574	7,198,420	8,464,422	8,389,985	8,307,585	7,232,175	6,598,330	6,504,533	6,406,851	6,347,370
Total Debt Service (2)	\$ 7,967,574	\$ 9,113,420	\$ 10,449,422	\$ 10,449,985	\$ 10,447,585	\$ 9,237,175	\$ 8,993,330	\$ 8,989,533	\$ 8,991,851	\$ 9,147,370
Debt Service Coverage (1.15x required)	1.58	1.77	1.52	1.57	1.60	1.66	1.86	1.83	1.76	1.73
Revenues Available After Debt Service	4,593,192	7,024,030	5,385,620	5,994,236	6,227,852	6,060,642	7,697,807	7,442,621	6,854,117	6,681,169
Capital Cost Reimb Chg (Char Co Pmt)	1,971,557	1,971,557	1,971,557	1,971,557	1,971,557	1,971,557	1,971,557	1,971,557	1,971,557	1,971,557
DeSoto County Payment	676,463	750,000	750,000	750,000	750,000	750,000	796,000	796,000	796,000	796,000
Due Charlotte Co. for North Port Reserve Allocation	4,781	4,781	4,781	4,781	4,781	4,781	4,781	4,781	4,781	4,781
Total County Payments	\$ 2,652,801	\$ 2,726,338	\$ 2,726,338	\$ 2,726,338	\$ 2,726,338	\$ 2,726,338	\$ 2,772,338	\$ 2,772,338	\$ 2,772,338	\$ 2,772,338
County Debt Service Coverage (1.00x req)	1.73	2.58	1.98	2.20	2.28	2.22	2.78	2.68	2.47	2.41

(1) Capitalized interest is not included in debt service

(2) Principal interest due on October 1 was paid on September 30 of prior fiscal year reflecting conservative presentation when compared to the provisions of the Bond Resolution

**Peace River Manasota Regional Water Supply Authority
Operating Indicators
Last 10 Fiscal Years**

FY	Miles of Transmission Pipelines	Facility Treatment Capacity (MGD)	Number of ASR Wells	ASR Well Capacity (Billion Gallons)	Number of Water Supply Reservoirs	Water Supply Reservoir Capacity (Billion Gallons)
2019	67	51	21	6	2	6.5
2018	67	51	21	6	2	6.5
2017	67	51	21	6	2	6.5
2016	67	51	21	6	2	6.5
2015	67	48	21	6	2	6.5
2014	67	48	21	6	2	6.5
2013	67	48	21	6	2	6.5
2012	60	48	21	6	2	6.5
2011	42	48	21	6	2	6.5
2010	42	48	21	6	2	6.5

**Peace River Manasota Regional Water Supply Authority
 Schedule of Contracted Delivery Amounts
 Last 10 Fiscal Years**

FY	Annual Average Contracted Delivery (MGD)	Peak Monthly (MGD)	Max Day Flow (MGD)
2019	34.7	41.65	48.6
2018	34.7	41.65	48.6
2017	34.7	41.65	48.6
2016	37.7	41.65	48.6
2015	32.7	38.1	45.8
2014	32.7	38.1	45.8
2013	32.7	38.1	45.8
2012	32.7	38.1	45.8
2011	32.7	38.1	45.8
2010	28	33.18	39.9

Peace River Mansota Regional Water Supply Authority
Demographic and Economic Statistics
Last 10 Fiscal Years

Charlotte County				
FY	County Population¹	Per Capita Personal Income²	Single Family Building Permits³	Unemployment Rate⁴
2019	181,770	N/A	1,414	3.50%
2018	180,071	\$ 41,564	1,578	4.10%
2017	178,465	\$ 40,557	1,251	4.60%
2016	173,115	\$ 38,473	657	5.20%
2015	167,141	\$ 37,745	947	5.90%
2014	164,467	\$ 36,768	610	6.00%
2013	163,679	\$ 34,772	549	7.00%
2012	163,357	\$ 34,095	327	9.10%
2011	160,463	\$ 36,161	302	11.20%
2010	159,488	\$ 34,813	293	13.10%

DeSoto County				
FY	County Population¹	Per Capita Personal Income²	Single Family Building Permits³	Unemployment Rate⁴
2019	36,065	N/A	N/A	3.40%
2018	35,520	\$ 23,610	71	4.30%
2017	35,621	\$ 24,040	79	4.40%
2016	35,141	\$ 23,603	71	5.30%
2015	34,777	\$ 23,759	118	5.80%
2014	34,426	\$ 22,667	112	7.10%
2013	34,367	\$ 21,244	117	8.20%
2012	34,408	\$ 21,729	99	9.90%
2011	34,708	\$ 22,551	95	10.40%
2010	34,862	\$ 21,973	96	12.20%

Manatee County				
FY	County Population¹	Per Capita Personal Income²	Single Family Building Permits³	Unemployment Rate⁴
2019	387,414	N/A	2,374	3.00%
2018	377,826	\$ 47,378	2,689	3.60%
2017	368,782	\$ 45,880	2,917	3.30%
2016	356,133	\$ 44,800	2,957	4.70%
2015	341,405	\$ 43,800	2,586	5.10%
2014	337,546	\$ 46,700	2,318	6.10%
2013	333,687	\$ 40,500	2,284	7.20%
2012	330,862	\$ 37,200	1,588	9.00%
2011	324,168	\$ 39,200	1,198	10.09%
2010	318,176	\$ 42,000	1,144	12.60%

Sarasota County				
FY	County Population¹	Per Capita Personal Income²	Single Family Building Permits³	Unemployment Rate⁴
2019	426,275	N/A	2,457	2.80%
2018	417,442	\$ 64,868	2,264	3.50%
2017	407,260	\$ 61,523	3,072	3.80%
2016	399,538	\$ 59,598	2,857	4.50%
2015	392,090	\$ 58,427	2,406	5.10%
2014	387,140	\$ 55,139	1,856	5.80%
2013	385,292	\$ 50,208	1,495	7.00%
2012	383,664	\$ 49,445	1,067	8.40%
2011	381,319	\$ 47,741	640	10.20%
2010	379,448	\$ 45,287	560	11.60%

N/A = Data not available at the time of publication

- Sources: (1) Bureau of Economic and Business Research
(2) Florida Office of Economic & Demographic Research
(3) State of the Cities Data Systems (SOCDS)
(4) U.S. Bureau of Labor Statistics

OTHER REPORTS

**INDEPENDENT AUDITOR’S REPORT ON INTERNAL CONTROL OVER FINANCIAL
REPORTING AND ON COMPLIANCE AND OTHER MATTERS BASED ON AN
AUDIT OF FINANCIAL STATEMENTS PERFORMED IN ACCORDANCE WITH
GOVERNMENT AUDITING STANDARDS**

Board of Directors
Peace River Manasota Regional
Water Supply Authority
Lakewood Ranch, Florida

We have audited, in accordance with auditing standards generally accepted in the United States of America and the standards applicable to financial audits contained in *Government Auditing Standards*, issued by the Comptroller General of the United States, the basic financial statements of the Peace River Manasota Regional Water Supply Authority (the Authority) as of and for the year ended September 30, 2019, and the related notes to the financial statements, and have issued our report thereon dated January 31, 2020.

Internal Control over Financial Reporting

In planning and performing our audit of the financial statements, we considered the Authority’s internal control over financial reporting (internal control) to determine the audit procedures that are appropriate in the circumstances for the purpose of expressing our opinion on the financial statements, but not for the purpose of expressing an opinion on the effectiveness of the Authority’s internal control. Accordingly, we do not express an opinion on the effectiveness of the Authority’s internal control.

A deficiency in internal control exists when the design or operation of a control does not allow management or employees, in the normal course of performing their assigned functions, to prevent, or detect and correct, misstatements on a timely basis. *A material weakness* is a deficiency, or a combination of deficiencies, in internal control, such that there is a reasonable possibility that a material misstatement of the entity’s financial statements will not be prevented, or detected and corrected on a timely basis. *A significant deficiency* is a deficiency, or a combination of deficiencies, in internal control that is less severe than a material weakness, yet important enough to merit attention by those charged with governance.

Our consideration of internal control was for the limited purpose described in the first paragraph of this section and was not designed to identify all deficiencies in internal control that might be material weaknesses or significant deficiencies. Given these limitations, during our audit we did not identify any deficiencies in internal control that we consider to be material weaknesses. However, material weaknesses may exist that have not been identified.

Compliance and Other Matters

As part of obtaining reasonable assurance about whether the Authority’s financial statements are free from material misstatement, we performed tests of its compliance with certain provisions of laws, regulations, contracts and grant agreements, non-compliance with which could have a direct and material effect on the determination of financial statement amounts. However, providing an opinion on compliance with those provisions was not an objective of our audit and, accordingly, we do not express such an opinion. The results of our tests disclosed no instances of non-compliance or other matters that are required to be reported under *Government Auditing Standards*.

Certified Public Accountants

P.O. Box 141270 • 222 N.E 1st Street • Gainesville, Florida 32614-1270 • (352) 378-2461
Laurel Ridge Professional Center • 2347 S.E. 17th Street • Ocala, Florida 34471 • (352) 732-3872
443 East College Avenue • Tallahassee, Florida 32301 • (850) 224-7144
5001 Lakewood Ranch Blvd., Suite 101 • Sarasota, Florida 34240 • (941) 907-0350
1560 N. Orange Ave., Suite #450 • Winter Park, Florida 32789
MEMBERS OF AMERICAN AND FLORIDA INSTITUTES OF CERTIFIED PUBLIC ACCOUNTANTS
MEMBER OF AMERICAN INSTITUTE OF CERTIFIED PUBLIC ACCOUNTANTS PRIVATE COMPANIES AND S.E.C. PRACTICE SECTIONS

Board of Directors
Peace River Manasota Regional
Water Supply Authority
Lakewood Ranch, Florida

**INDEPENDENT AUDITOR'S REPORT ON INTERNAL CONTROL OVER FINANCIAL
REPORTING AND ON COMPLIANCE AND OTHER MATTERS BASED ON AN
AUDIT OF FINANCIAL STATEMENTS PERFORMED IN ACCORDANCE WITH
*GOVERNMENT AUDITING STANDARDS***

Purpose of this Report

The purpose of this report is solely to describe the scope of our testing of internal control and compliance and the results of that testing, and not to provide an opinion on the effectiveness of the Authority's internal control or on compliance. This report is an integral part of an audit performed in accordance with *Government Auditing Standards* in considering the Authority's internal control and compliance. Accordingly, this communication is not suitable for any other purpose.

January 31, 2020
Sarasota, Florida

**INDEPENDENT ACCOUNTANT’S REPORT ON COMPLIANCE
WITH FLORIDA STATUTE SECTION 218.415 – INVESTMENTS OF PUBLIC FUNDS**

Board of Directors
Peace River Manasota Regional
Water Supply Authority
Lakewood Ranch, Florida

We have examined the Peace River Manasota Regional Water Supply Authority’s (the Authority) compliance with Section 218.415, Florida Statutes, during the fiscal year ended September 30, 2019. Management is responsible for the Authority’s compliance with those requirements. Our responsibility is to express an opinion on the Authority’s compliance based on our examination.

Our examination was conducted in accordance with attestation standards established by the American Institute of Certified Public Accountants. Those standards require that we plan and perform the examination to obtain reasonable assurance about whether the Authority complied, in all material respects, with the requirements referenced above. An examination involves performing procedures to obtain evidence about whether the Authority complied with the specified requirements. The nature, timing, and extent of the procedures selected depend on our judgment, including an assessment of the risks of material non-compliance, whether due to fraud or error. We believe that the evidence we obtained is sufficient and appropriate to provide a reasonable basis for our opinion.

Our examination does not provide a legal determination on the Authority’s compliance with specified requirements.

In our opinion, the Authority complied, in all material respects, with the aforementioned requirements during the fiscal year ended September 30, 2019.

This report is intended solely for the information and use of the Florida Auditor General, and the Authority’s Board of Directors and applicable management, and is not intended to be, and should not be, used by anyone other than these specified parties.

January 31, 2020
Sarasota, Florida

Certified Public Accountants

P.O. Box 141270 • 222 N.E 1st Street • Gainesville, Florida 32614-1270 • (352) 378-2461
Laurel Ridge Professional Center • 2347 S.E. 17th Street • Ocala, Florida 34471 • (352) 732-3872
443 East College Avenue • Tallahassee, Florida 32301 • (850) 224-7144
5001 Lakewood Ranch Blvd., Suite 101 • Sarasota, Florida 34240 • (941) 907-0350
1560 N. Orange Ave., Suite #450 • Winter Park, Florida 32789
MEMBERS OF AMERICAN AND FLORIDA INSTITUTES OF CERTIFIED PUBLIC ACCOUNTANTS
MEMBER OF AMERICAN INSTITUTE OF CERTIFIED PUBLIC ACCOUNTANTS PRIVATE COMPANIES AND S.E.C. PRACTICE SECTIONS

**INDEPENDENT AUDITOR’S REPORT ON COMPLIANCE FOR EACH MAJOR
STATE PROJECT AND ON INTERNAL CONTROL OVER COMPLIANCE
REQUIRED BY CHAPTER 10.550, RULES OF THE AUDITOR GENERAL**

Board of Directors
Peace River Manasota Regional
Water Supply Authority
Lakewood Ranch, Florida

Report on Compliance for Each Major State Project

We have audited the Peace River Manasota Regional Water Supply Authority’s (the Authority) compliance with the types of compliance requirements described in the *Florida Department of Financial Services’ State Project Compliance Supplement* that could have a direct and material effect on the Authority’s major state project for the year ended September 30, 2019. The Authority’s major state project is identified in the summary of auditor’s results section of the accompanying schedule of findings and questioned costs.

Management’s Responsibility

Management is responsible for compliance with federal statutes, regulations, and the terms and conditions of its federal awards applicable to its state projects.

Auditor’s Responsibility

Our responsibility is to express an opinion on compliance for each of the Authority’s major state projects based on our audit of the types of compliance requirements referred to above. We conducted our audit of compliance in accordance with auditing standards generally accepted in the United States of America; the standards applicable to financial audits contained in *Government Auditing Standards*, issued by the Comptroller General of the United States; and Chapter 10.550, *Rules of the Auditor General*. Those standards and rules require that we plan and perform the audit to obtain reasonable assurance about whether non-compliance with the types of compliance requirements referred to above that could have a direct and material effect on a major state project occurred. An audit includes examining, on a test basis, evidence about the Authority’s compliance with those requirements and performing such other procedures as we considered necessary in the circumstances.

We believe that our audit provides a reasonable basis for our opinion on compliance for the major state project. However, our audit does not provide a legal determination of the Authority’s compliance.

Opinion on the Major State Project

In our opinion, the Authority complied, in all material respects, with the types of compliance requirements referred to above that could have a direct and material effect on its major state project for the year ended September 30, 2019.

Certified Public Accountants

P.O. Box 141270 • 222 N.E 1st Street • Gainesville, Florida 32614-1270 • (352) 378-2461
Laurel Ridge Professional Center • 2347 S.E. 17th Street • Ocala, Florida 34471 • (352) 732-3872
443 East College Avenue • Tallahassee, Florida 32301 • (850) 224-7144
5001 Lakewood Ranch Blvd., Suite 101 • Sarasota, Florida 34240 • (941) 907-0350
1560 N. Orange Ave., Suite #450 • Winter Park, Florida 32789
MEMBERS OF AMERICAN AND FLORIDA INSTITUTES OF CERTIFIED PUBLIC ACCOUNTANTS
MEMBER OF AMERICAN INSTITUTE OF CERTIFIED PUBLIC ACCOUNTANTS PRIVATE COMPANIES AND S.E.C. PRACTICE SECTIONS

Board of Directors
Peace River Manasota Regional
Water Supply Authority
Lakewood Ranch, Florida

**INDEPENDENT AUDITOR'S REPORT ON COMPLIANCE FOR EACH MAJOR
STATE PROJECT AND ON INTERNAL CONTROL OVER COMPLIANCE
REQUIRED BY CHAPTER 10.550, *RULES OF THE AUDITOR GENERAL***

Report on Internal Control over Compliance

Management of the Authority is responsible for establishing and maintaining effective internal control over compliance with the types of compliance requirements referred to above. In planning and performing our audit of compliance, we considered the Authority's internal control over compliance with the types of requirements that could have a direct and material effect on each major state project to determine the auditing procedures that are appropriate in the circumstances for the purpose of expressing an opinion on compliance for each major state project, and to test and report on internal control over compliance in accordance with Chapter 10.550, *Rules of the Auditor General*, but not for the purpose of expressing an opinion on the effectiveness of internal control over compliance. Accordingly, we do not express an opinion on the effectiveness of the Authority's internal control over compliance.

A deficiency in internal control over compliance exists when the design or operation of a control over compliance does not allow management or employees, in the normal course of performing their assigned functions, to prevent, or detect and correct, non-compliance with a type of compliance requirement of a state project on a timely basis. *A material weakness in internal control over compliance* is a deficiency, or combination of deficiencies, in internal control over compliance, such that there is a reasonable possibility that material non-compliance with a type of compliance requirement of a state project will not be prevented, or detected and corrected, on a timely basis. *A significant deficiency in internal control over compliance* is a deficiency, or a combination of deficiencies, in internal control over compliance with a type of compliance requirement of a state project that is less severe than a material weakness in internal control over compliance, yet important enough to merit attention by those charged with governance.

Our consideration of internal control over compliance was for the limited purpose described in the first paragraph of this section and was not designed to identify all deficiencies in internal control over compliance that might be material weaknesses or significant deficiencies. We did not identify any deficiencies in internal control over compliance that we consider to be material weaknesses. However, material weaknesses may exist that have not been identified.

The purpose of this report on internal control over compliance is solely to describe the scope of our testing of internal control over compliance and the results of that testing based on the requirements of Chapter 10.550, *Rules of the Auditor General*. Accordingly, this report is not suitable for any other purpose.

January 31, 2020
Sarasota, Florida

**PEACE RIVER MANASOTA REGIONAL WATER SUPPLY AUTHORITY
SCHEDULE OF EXPENDITURES OF STATE FINANCIAL ASSISTANCE
FOR THE YEAR ENDED SEPTEMBER 30, 2019**

<u>State Agency/Pass-Through Grantor State Project</u>	<u>CSFA Number</u>	<u>Award Amount</u>	<u>Contract/ Grant Number</u>	<u>Expenditures</u>
Florida Department of Environmental Protection				
<i>Statewide Surface Water Restoration and Wastewater Projects</i>	37.039	4,000,000	LP08032	<u>\$ 2,697,811</u>
Total State Financial Assistance				<u><u>\$ 2,697,811</u></u>

**PEACE RIVER MANASOTA REGIONAL WATER SUPPLY AUTHORITY
NOTES TO SCHEDULE OF EXPENDITURES OF STATE FINANCIAL ASSISTANCE
FOR THE FISCAL YEAR ENDED SEPTEMBER 30, 2019**

Note 1 - Basis of Presentation

The accompanying schedule of expenditures of state financial assistance includes the state grant activity of Peace River Manasota Regional Water Supply Authority (the Authority), and is presented on the accrual basis of accounting. The information in this schedule is presented in accordance with the requirements of the Florida *Single Audit Act* and Chapter 10.550, *Rules of the Auditor General*.

Note 2 - Reporting Entity

The Authority reporting entity is defined in Note 1 to the Authority's basic financial statements for the year ended September 30, 2019. All state financial assistance received from state agencies, as well as passed through other governmental agencies, is included in this schedule.

Note 3 - Contingencies

Grant monies received and disbursed by the Authority are for specific purposes and are subject to review by the grantor agencies. Such audits may result in requests for reimbursement due to the disallowance of expenditures. Based upon prior experience, the Authority does not believe that such disallowances, if any, would have a material effect on the financial position of the Authority.

**PEACE RIVER MANASOTA REGIONAL WATER SUPPLY AUTHORITY
SCHEDULE OF FINDINGS AND QUESTIONED COSTS
STATE FINANCIAL ASSISTANCE PROJECTS
FOR THE FISCAL YEAR ENDED SEPTEMBER 30, 2019**

PART A - SUMMARY OF AUDIT RESULTS

1. The independent auditor's report expresses an unmodified opinion on the financial statements of the Peace River Manasota Regional Water Supply Authority (the Authority), as of and for the year ended September 30, 2019.
2. No material weaknesses or significant deficiencies in internal control over financial reporting were disclosed during the audit of the basic financial statements (see independent auditor's report on internal control over financial reporting and on compliance and other matters based on an audit of financial statements performed in accordance with *Government Auditing Standards*).
3. No instances of non-compliance material to the financial statements of the Authority were disclosed during the audit (see the same report referenced in 2).
4. No material weaknesses or significant deficiencies in internal control over major state financial assistance projects were disclosed (see independent auditor's report on compliance for each major state project and on internal control over compliance required by Chapter 10.550, *Rules of the Auditor General*).
5. An unmodified opinion was issued on compliance over the major state project (see the same report referenced in 4).
6. Audit findings relative to the major state financial assistance project is reported in Part D of this schedule.
7. The project tested as a major project was the following:
 - **Major State Project:**
Florida Department of Environmental Protection:
 - *Water Resource Management: Statewide Surface Water Restoration and Wastewater Projects, CFSA: 37.039*
8. The threshold for distinguishing Type A and Type B programs/projects was \$750,000 for major state financial assistance projects.

PART B - FINDINGS - FINANCIAL STATEMENT AUDIT

There are no financial statement findings reported.

PART C - FINDINGS AND QUESTIONED COSTS MAJOR FEDERAL AWARD PROGRAMS

Not applicable

**PEACE RIVER MANASOTA REGIONAL WATER SUPPLY AUTHORITY
SCHEDULE OF FINDINGS AND QUESTIONED COSTS
STATE FINANCIAL ASSISTANCE PROJECTS
FOR THE FISCAL YEAR ENDED SEPTEMBER 30, 2019**

**PART D - FINDINGS AND QUESTIONED COSTS MAJOR STATE FINANCIAL ASSISTANCE
PROJECTS**

None

PART E - OTHER ISSUES

No summary schedule of prior audit findings is required because there were no prior audit findings related to state financial assistance projects.

No corrective action plan is required because there was no *Federal Single Audit* and there were no current year findings under the Florida Single Audit.

MANAGEMENT LETTER

Board of Directors
Peace River Manasota Regional
Water Supply Authority
Lakewood Ranch, Florida

Report on the Financial Statements

We have audited the financial statements of Peace River Manasota Regional Water Supply Authority (the Authority), as of and for the fiscal year ended September 30, 2019, and have issued our report thereon dated January 31, 2020.

Auditor's Responsibility

We conducted our audit in accordance with auditing standards generally accepted in the United States of America; the standards applicable to financial audits contained in *Government Auditing Standards*, issued by the Comptroller General of the United States; and Chapter 10.550, *Rules of the Auditor General*.

Other Reporting Requirements

We have issued our Independent Auditor's Report on Internal Control over Financial Reporting and on Compliance and Other Matters Based on an Audit of Financial Statements Performed in Accordance with *Government Auditing Standards*; Independent Auditor's Report on Compliance for Each Major State Project and Report on Internal Control over Compliance; Schedule of Findings and Questioned Costs; and Independent Accountant's Report on an examination conducted in accordance with *AICPA Professional Standards*, AT-C Section 315, regarding compliance requirements in accordance with Chapter 10.550, *Rules of the Auditor General*. Disclosures in those reports and schedule, which are dated January 31, 2020, should be considered in conjunction with this management letter.

Prior Audit Findings

Section 10.554(1)(i)1., *Rules of the Auditor General*, requires that we determine whether or not corrective actions have been taken to address findings and recommendations made in the preceding financial audit report. There were no findings or recommendations in the preceding financial audit report.

Official Title and Legal Authority

Section 10.554(1)(i)4., *Rules of the Auditor General*, requires that the name or official title and legal authority for the primary government and each component unit of the reporting entity be disclosed in this management letter, unless disclosed in the notes to the financial statements. The Authority was created by inter-local agreement dated February 26, 1982. There are no component units.

Certified Public Accountants

P.O. Box 141270 • 222 N.E 1st Street • Gainesville, Florida 32614-1270 • (352) 378-2461
Laurel Ridge Professional Center • 2347 S.E. 17th Street • Ocala, Florida 34471 • (352) 732-3872
443 East College Avenue • Tallahassee, Florida 32301 • (850) 224-7144
5001 Lakewood Ranch Blvd., Suite 101 • Sarasota, Florida 34240 • (941) 907-0350
1560 N. Orange Ave., Suite #450 • Winter Park, Florida 32789
MEMBERS OF AMERICAN AND FLORIDA INSTITUTES OF CERTIFIED PUBLIC ACCOUNTANTS
MEMBER OF AMERICAN INSTITUTE OF CERTIFIED PUBLIC ACCOUNTANTS PRIVATE COMPANIES AND S.E.C. PRACTICE SECTIONS

Board of Directors
Peace River Manasota Regional
Water Supply Authority
Lakewood Ranch, Florida

MANAGEMENT LETTER

Financial Condition and Management

Sections 10.554(1)(i)5.a. and 10.556(7), *Rules of the Auditor General*, require us to apply appropriate procedures and communicate the results of our determination as to whether or not the Authority met one or more of the conditions described in Section 218.503(1), *Florida Statutes*, and to identify the specific condition(s) met. In connection with our audit, we determined that the Authority did not meet any of the conditions described in Section 218.503(1), *Florida Statutes*.

Pursuant to Sections 10.554(1)(i)5.b. and 10.556(8), *Rules of the Auditor General*, we applied financial condition assessment procedures for the Authority. It is management's responsibility to monitor the Authority's financial condition, and our financial condition assessment was based in part on representations made by management and the review of financial information provided by same.

Section 10.554(1)(i)2., *Rules of the Auditor General*, requires that we communicate any recommendations to improve financial management. In connection with our audit, we did not have any such recommendations.

Additional Matters

Section 10.554(1)(i)3., *Rules of the Auditor General*, requires us to communicate non-compliance with provisions of contracts or grant agreements, or abuse, that have occurred, or are likely to have occurred, that have an effect on the financial statements that is less than material but warrants the attention of those charged with governance. In connection with our audit, we did not have any such findings.

Purpose of this Letter

Our management letter is intended solely for the information and use of the Legislative Auditing Committee, members of the Florida Senate and the Florida House of Representatives, the Florida Auditor General, granting agencies and pass-through entities including the Southwest Florida Water Management District, the Authority's Board of Directors and applicable management, and is not intended to be, and should not be, used by anyone other than these specified parties.

We wish to take this opportunity to thank you and your staff for the cooperation and courtesies extended to us during the course of our audit. Please let us know if you have any questions or comments concerning this letter, our accompanying reports, or other matters.

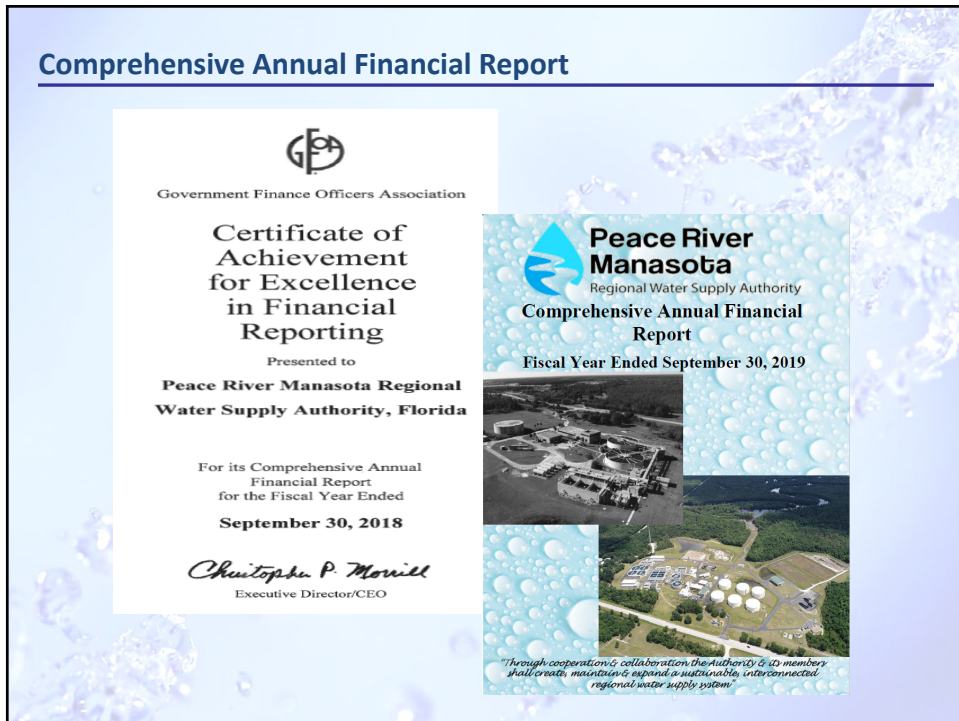
January 31, 2020
Sarasota, Florida

TAB B

Presentation Materials



1



2

Financial Highlights: Statement of Net Position

	Business-type Activities	
	2019	2018
Current assets	\$ 22,849,070	\$ 13,618,349
Noncurrent assets	256,610,295	269,415,882
Total assets	279,459,365	283,034,231
Deferred outflows	3,297,787	3,427,621
Current liabilities	6,332,456	4,805,018
Noncurrent liabilities	150,441,826	152,213,977
Total liabilities	156,774,282	157,018,995
Deferred inflows	362,621	362,621
Net position		
Net investment in capital assets	97,126,276	99,249,484
Restricted	12,442,351	21,782,830
Unrestricted	16,051,622	8,047,922
Total net position	\$ 125,620,249	\$ 129,080,236

3

Financial Highlights: Statement of Revenues, Expenses & Changes in Fund Net Position

	Business-type Activities	
	2019	2018
Revenues:		
Program revenues:		
Charges for services	\$ 29,125,103	\$ 28,467,231
Operating grants and contributions	3,225,200	3,004,224
Capital grants and contributions (net)	3,381,505	611,870
General revenues:		
Other	807,102	484,702
Total revenues	36,538,910	32,568,027
Expenses:		
Water Supply and Delivery	(39,998,897)	(38,796,790)
Change in net position	(3,459,987)	(6,228,763)
Net position - beginning of year	129,080,236	135,308,999
Net position - end of year	\$ 125,620,249	\$ 129,080,236

4

Financial Highlights: Capital Assets (Net of Depreciation)

	Business-type Activities	
	2019	2018
Land and Easements	\$ 2,604,359	\$ 2,604,359
Buildings and improvements, water treatment plant, supply, and transmission systems	229,103,911	239,998,690
Leasehold improvements, furniture and equipment	3,623,163	1,773,475
Construction in progress	10,022,343	4,457,778
Total	\$245,353,777	\$ 248,834,302

5

Financial Highlights: Long Term Debt & Debt Coverage

Business-type Activities

Revenue bonds

	2019	2018
	\$ 141,235,000	\$ 142,035,000

Debt Coverage Ratios FY15 - FY 19

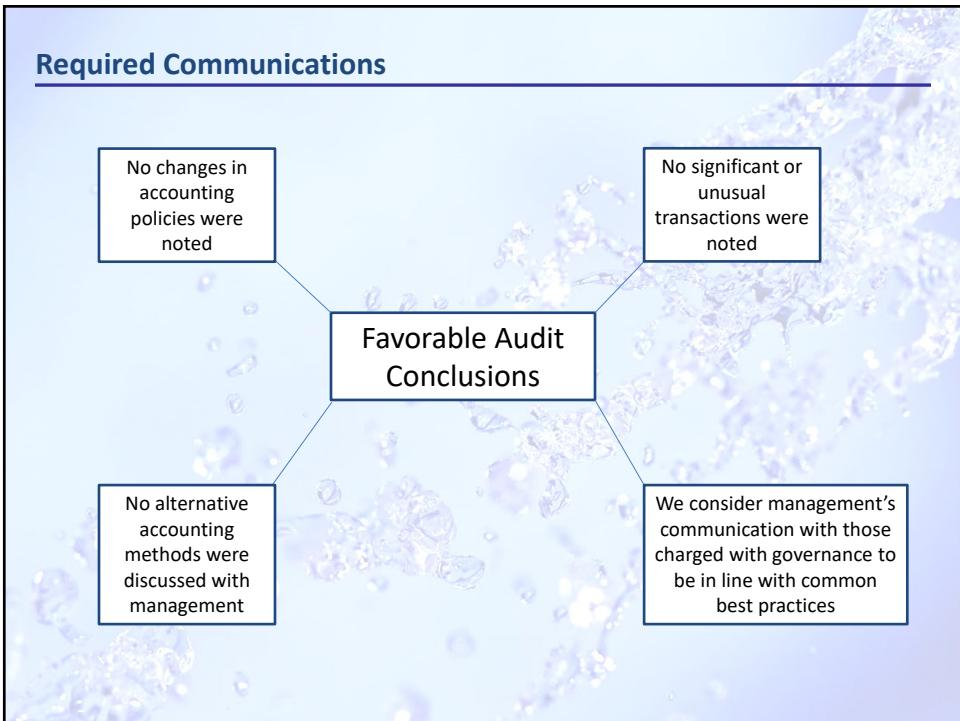
	FY 2015	FY 2016	FY 2017	FY 2018	FY 2019
Gross Revenues	\$30,198,077	\$30,867,853	\$31,259,952	\$31,531,801	\$32,514,557
Less Operation and Maintenance Expenses	(14,331,860)	(14,176,716)	(14,827,798)	(15,685,833)	(16,686,018)
Net Revenues Available for Debt Service	\$15,315,226	16,691,137	16,432,154	15,845,968	15,828,539
Debt Service					
Principal	\$2,005,000	\$2,395,000	\$2,485,000	\$2,585,000	\$2,800,000
Interest	\$7,232,175	\$6,598,330	\$6,504,533	\$6,406,851	\$6,347,370
Total Debt Service	\$9,237,175	\$8,993,330	\$8,989,533	\$8,991,851	\$9,147,370
Debt Service Coverage (1.15x required)	1.66	1.86	1.83	1.76	1.73
Revenues Available After Debt Service	\$6,078,050	\$7,697,807	\$7,442,621	\$6,854,117	\$6,681,169
Less Capital Cost Reimbursement Charge (Char Co)	(1,971,557)	(1,971,557)	(1,971,557)	(1,971,557)	(1,971,557)
Less DeSoto County Payment	(750,000)	(796,000)	(796,000)	(796,000)	(796,000)
Less Due Charlotte Co. for North Port Reserve Allocation	(4,781)	(4,781)	(4,781)	(4,781)	(4,781)
Total County Payments	\$2,726,338	\$2,772,338	\$2,772,338	\$2,772,339	\$2,772,340
County Debt Service Coverage (1.00x req)	2.23	2.78	2.68	2.47	2.41

6

Audit Results

Matter	Conclusion
<ul style="list-style-type: none">Opinion on Financial Statements	<ul style="list-style-type: none">Issued an “unmodified” opinion (essentially a “clean” audit)Fairly stated in all material respects
<ul style="list-style-type: none">Other Matters	<ul style="list-style-type: none">No instances of fraud or illegal acts notedNo material uncertainties notedNo significant changes to our planned scope or approach were required during year end field work

7



8

Single Audit FY19

Items Added to Audit Packet

- Independent Auditor's Report on Compliance for Each Major State Project and on Internal Control over Compliance Required by Chapter 10.550, *Rules of the Auditor General*
- The Schedule of Expenditures of State Financial Assistance
- Notes to Schedule of Expenditures of State Financial Assistance
- Schedule of Findings and Questioned Costs

9

Required Communications

Matter	Conclusion
• Adjustments detected by the audit process	• None
• Passed adjustments	• None
• Financial statement disclosures	• The disclosures are neutral, consistent, and clear.
• Other information in documents containing audited financial statements	• We are not aware of other documents that contain the audited financial statements that require work on our part
• Disagreements with management	• None
• Management consultations with other accountants	• Management has informed us that they have not consulted with other accountants
• Major issues discussed with management prior to our retention	• None
• Difficulties encountered while performing the audit	• None

10

Recommended Action

Motion. To receive and file 'Peace River Manasota Regional Water Supply Authority FY 2019 Comprehensive Annual Financial Report and Independent Auditors' Report' as submitted and approve its submittal to the GFOA Certificate of Achievement For Excellence in Financial Reporting Program, pending the changes related to GASB 68.

11



12

PEACE RIVER MANASOTA REGIONAL WATER SUPPLY AUTHORITY
BOARD OF DIRECTORS MEETING
January 31, 2020

REGULAR AGENDA
ITEM 3

Peace River Regional Reservoir No. 3 Project (PR³) Consultant Selection

Presenter -

Patrick Lehman, Executive Director

Recommended Action -

Discussion and Direction for Consultant selection for the Peace River Regional Reservoir (PR³) Project.

The request for ‘Statement of Qualifications’ (SOQ) from consultants was properly advertised for the purpose of providing ‘Professional Design and Engineering Services’ for the feasibility, siting, design, permitting and construction management on the Peace River Regional Reservoir (PR³) Project. Three (3) proposals were timely received by the Authority from the following firms (listed alphabetically):

- Gannett Fleming, Inc.
- HDR Engineering, Inc.
- Stantec Consulting Services, Inc.

The SOQs were evaluated and interviews of the consulting firms were conducted by the Professional Services Evaluation Committee (PSEC). The PSEC ranking of the consulting firms by each of the 5 members was split on the ranking of the top two firms of Stantec and HDR in that order. The PSEC was unanimous in the ranking of Gannett Fleming as 3rd.

The PSEC submitted the ranked short-list to the Executive Director for consideration in accordance with the Authority’s Procurement Policy. The Executive Director has reviewed the submittals and ranking by the PSEC.

This is a mega-project that will require public funds greater than other projects completed by the Authority and entail multi-year effort of feasibility, design, permitting, mitigation, construction and compliance upon completion. Communication and coordination with the consultant at the Board, Administrative and staff level will be critical in decision making throughout the project process to assure a successful project. As a result of the split decision and closeness of the ranking by the PSEC, the Executive Director recommends that the Board take the opportunity to hear from the top two firms prior to making a decision on the selection.

Attachment:

Board Memorandum from Executive Director

MEMORANDUM

January 31, 2020

TO: Board of Directors

FROM: Patrick J. Lehman, P.E.
Executive Director

SUBJECT: Peace River Regional Reservoir No. 3 Project (PR³)
Consultant Selection Process

The request for ‘Statement of Qualifications’ (SOQ) from consultants was properly advertised on November 5, 2019 for the purpose of providing ‘Professional Design and Engineering Services’ for the feasibility, siting, design, permitting and construction management on the Peace River Regional Reservoir (PR³) Project. Three (3) proposals were timely received by the Authority on December 6, 2019.

The SOQs were evaluated in a public meeting on December 12, 2019 by the Professional Services Evaluation Committee (PSEC). All three firms were deemed qualified to be interviewed, and interviews of the consulting firms were conducted in a public meeting by the PSEC on January 9, 2020. The PSEC ranking of the consulting firms by each of the 5 members of the committee is shown below.

Ranking	Number of Votes		
	Stantec	HDR	Gannett Fleming
1 st	3	2	0
2 nd	2	3	0
3 rd	0	0	5

The PSEC was split on the ranking of the top two firms of Stantec and HDR in that order. The PSEC was unanimous in the ranking of Gannett Fleming as 3rd.

The PSEC submitted the ranked short-list to the Executive Director for consideration in accordance with the Authority’s Procurement Policy. The Executive Director has reviewed the submittals and ranking by the PSEC.

This is a mega-project that will require public funds greater than other projects completed by the Authority and entail multi-year effort of feasibility, design, permitting, mitigation, construction and compliance upon completion. Communication and coordination with the consultant at the Board, Administrative and staff level will be critical in decision making throughout the project process to assure a successful project. As a result of the split decision and closeness of the ranking by the PSEC, the Executive Director recommends that the Board take the opportunity to hear from the top two firms prior to making a decision on the selection.

PEACE RIVER MANASOTA REGIONAL WATER SUPPLY AUTHORITY
BOARD OF DIRECTORS MEETING
January 31, 2020

GENERAL COUNSEL'S REPORT

Presenter -

Douglas Manson, General Counsel

Recommended Action -

Status Report. This item is presented for the Board's information and no action is required.

PEACE RIVER MANASOTA REGIONAL WATER SUPPLY AUTHORITY
BOARD OF DIRECTORS MEETING
January 31, 2020

EXECUTIVE DIRECTOR'S REPORT

Presenter -

Patrick Lehman, Executive Director

Recommended Action -

Status Report. This item is presented for the Board's information and no action is required.

***PEACE RIVER MANASOTA REGIONAL WATER SUPPLY AUTHORITY
BOARD OF DIRECTORS MEETING
January 31, 2020***

**ROUTINE STATUS REPORTS
ITEM 1**

Hydrologic Conditions Report

MEMORANDUM

Project: Hydrologic Conditions Report

Date: January 31, 2020

Developed By: Mike Coates, Deputy Director

This memorandum summarizes rainfall and surface water conditions, and the Authority's current water storage and supply conditions for the month of January 2020 (through January 19th), and the preceding 12-month period.

Rainfall Conditions & Projections

Rainfall in the Peace River Basin for the past 12-months is near-normal. This data covers the 12-months through January 19, 2020 (see Table 1). Rainfall for the month of January 2020 totaled 0.35 inch (through January 19th) while the historical average rainfall for the full month of January is 2.14 inches.

Region-wide rainfall conditions reported by SWFWMD for the 12-month period ending December 2019 are shown in Figure 1 (this is most up-to-date map available). Conditions shown for the Authority's 4-county service area on Figure 1 indicate significant drying associated with low rainfall since the end of the summer.

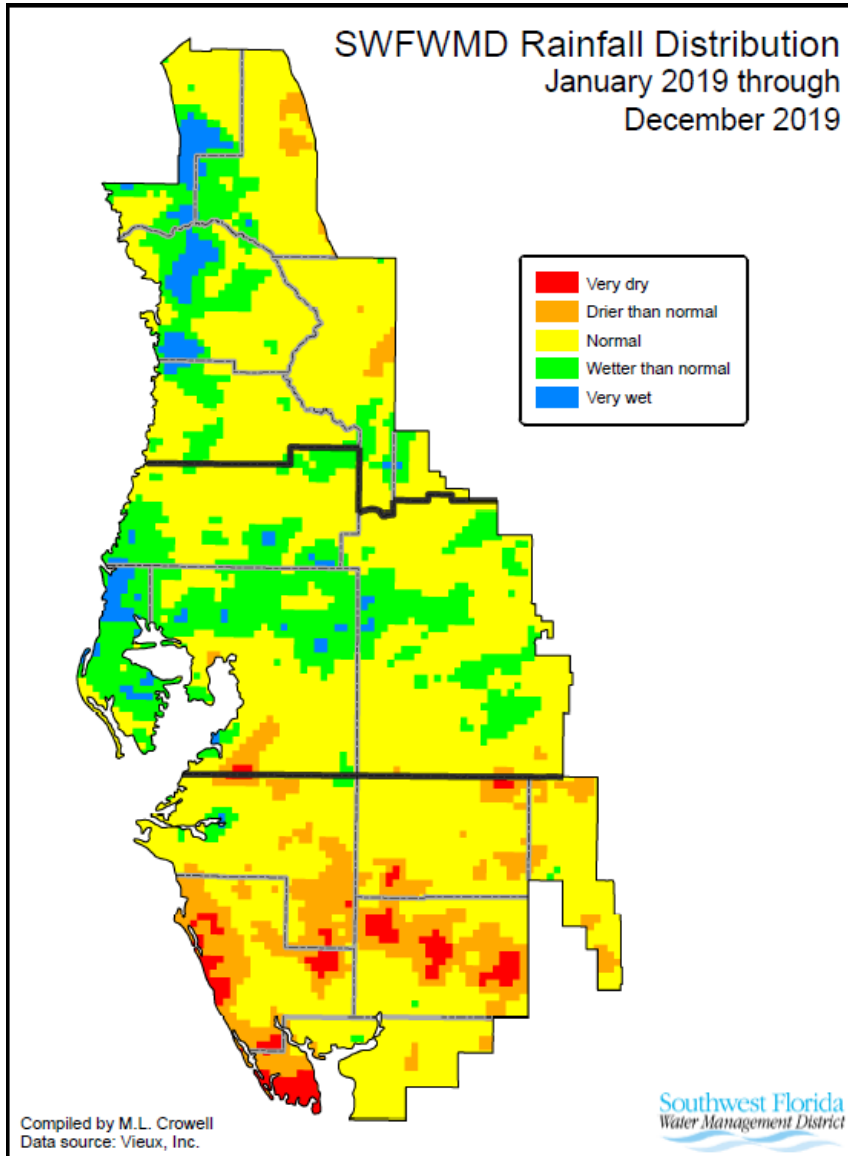
Projections for the next three months (February - April) from NOAA are for above-normal temperatures and near-normal rainfall for southwest Florida. The NOAA extended forecast is for ENSO neutral (neither El Nino or La Nina) conditions persisting through spring 2020.

Table 1 (Peace River Basin Rainfall - Inches)

Item	Feb	Mar	Apr	May	Jun	Jul	Aug	Sep	Oct	Nov	Dec	Jan	Total
Long-Term Avg.	2.56	2.96	2.56	3.89	8.31	8.01	7.61	7.31	3.19	1.73	1.87	2.14	52.1
Actual Past 12 Months	2.10	1.80	2.10	3.35	9.24	9.80	9.41	1.70	4.0	1.30	2.60	0.35	47.8
Difference	-0.46	-1.16	-0.46	-0.54	0.93	1.79	1.80	-5.61	0.81	-0.43	0.73	-1.79	-4.3

Figure 1 (SWFWMD Rainfall Conditions Map)

River Flow Conditions



The locations of two U.S. Geological Survey gages, one in the upper portion of the basin and one in the lower portion are shown in Figure 2, and flow conditions at these gages are discussed below:

Flow at in the “Peace River at Fort Meade” (upper part of the watershed) is has remained slightly above normal for the past few months (see Figure 3). The “Peace River at Arcadia” gage (about 15 miles upstream of the Authority’s intake) is one of the gages used to calculate how much water the Authority can withdraw from the river each day. Flow at the “Peace River at Arcadia” gage (lower part of the watershed) shows the near-normal conditions (see Figure 4).

Figure 2 (Peace River Basin showing selected gage locations and Location of PRF)

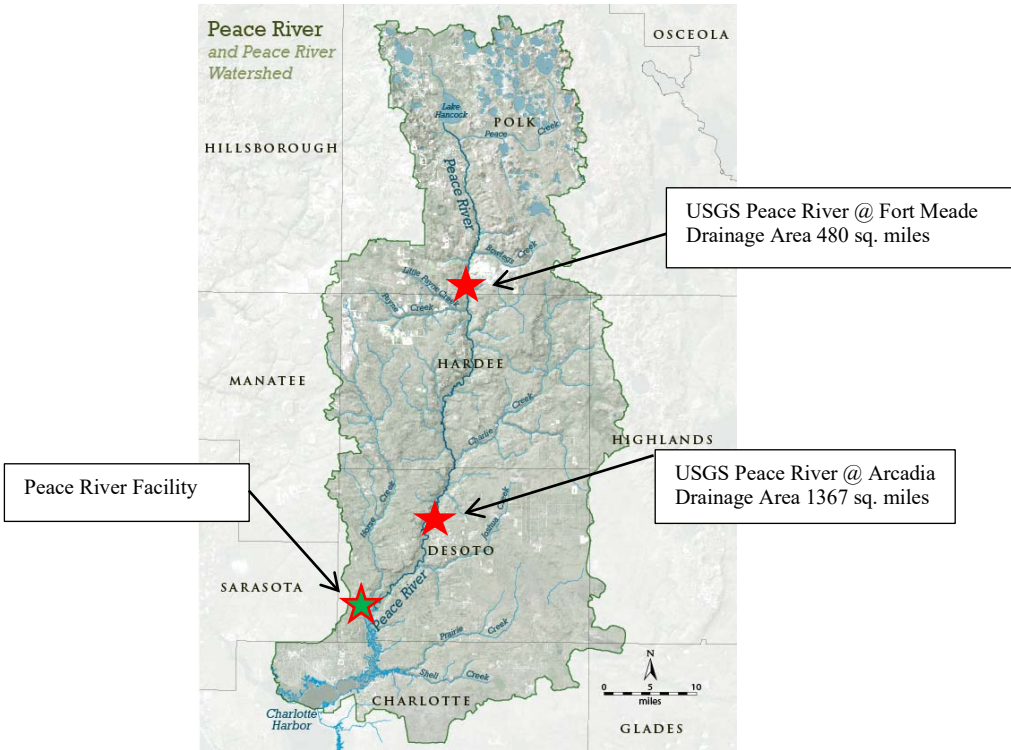


Figure 3 (Peace River Flow @ Fort Meade)

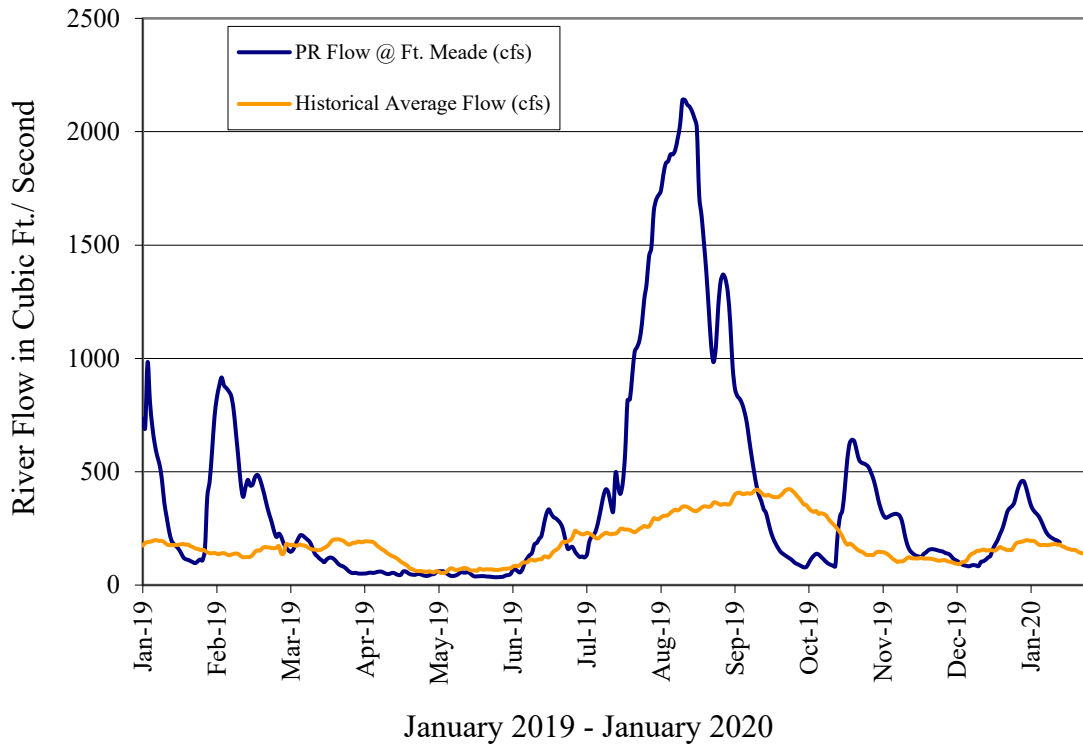
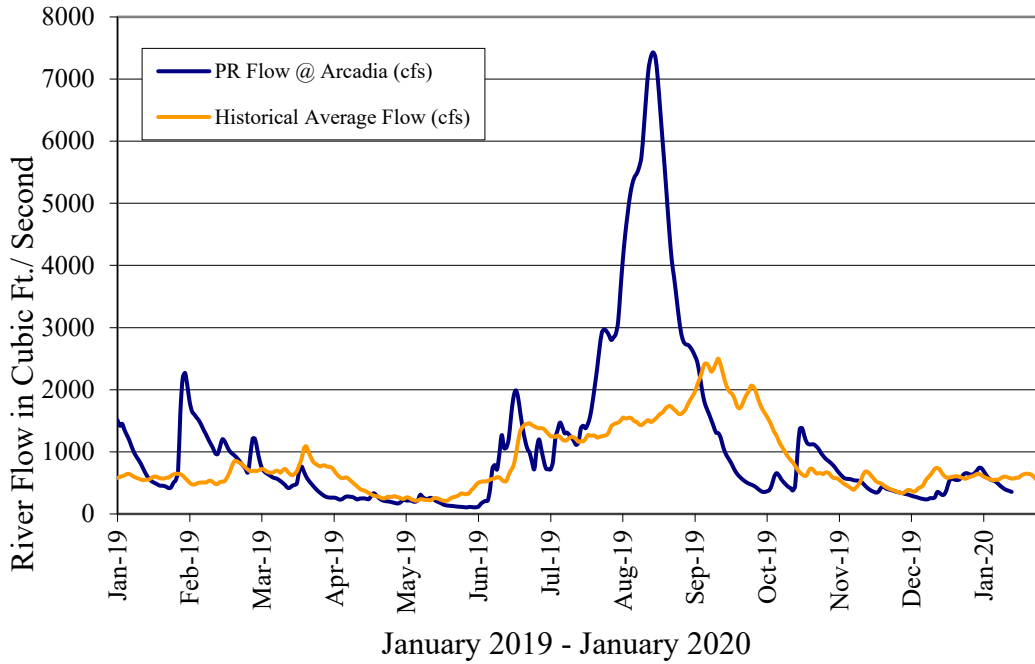


Figure 4 (Peace River Flow @ Arcadia)



River Withdrawals, Finished Water Production & Demand

Water withdrawals from the Peace River this fall reflects continued water availability from the river, supporting reservoir filling to seasonal permitted levels. ASR Recharge has been suspended.

Figure 5 (Withdrawals from Peace River)

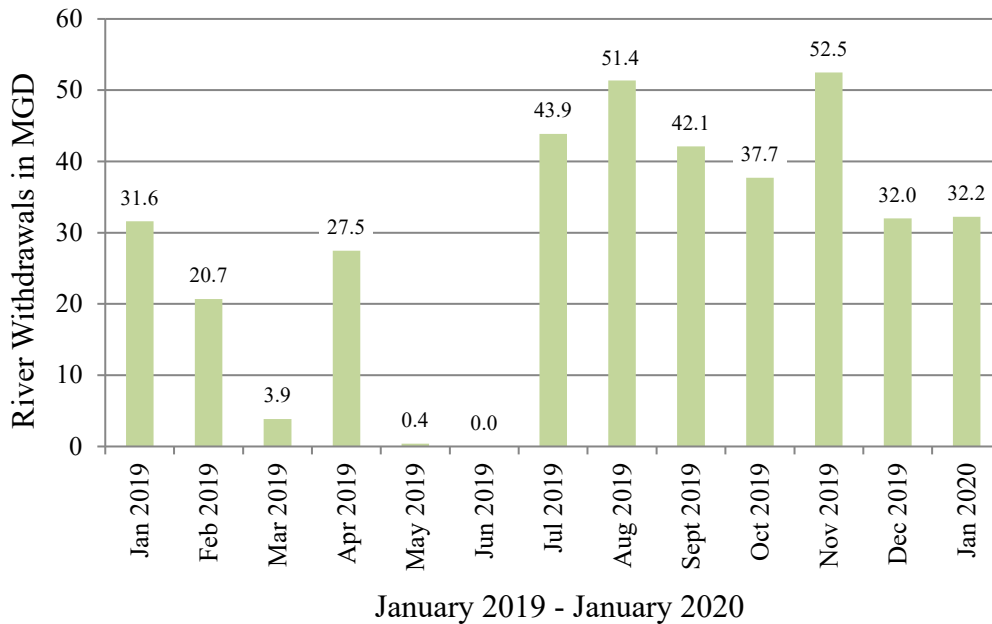
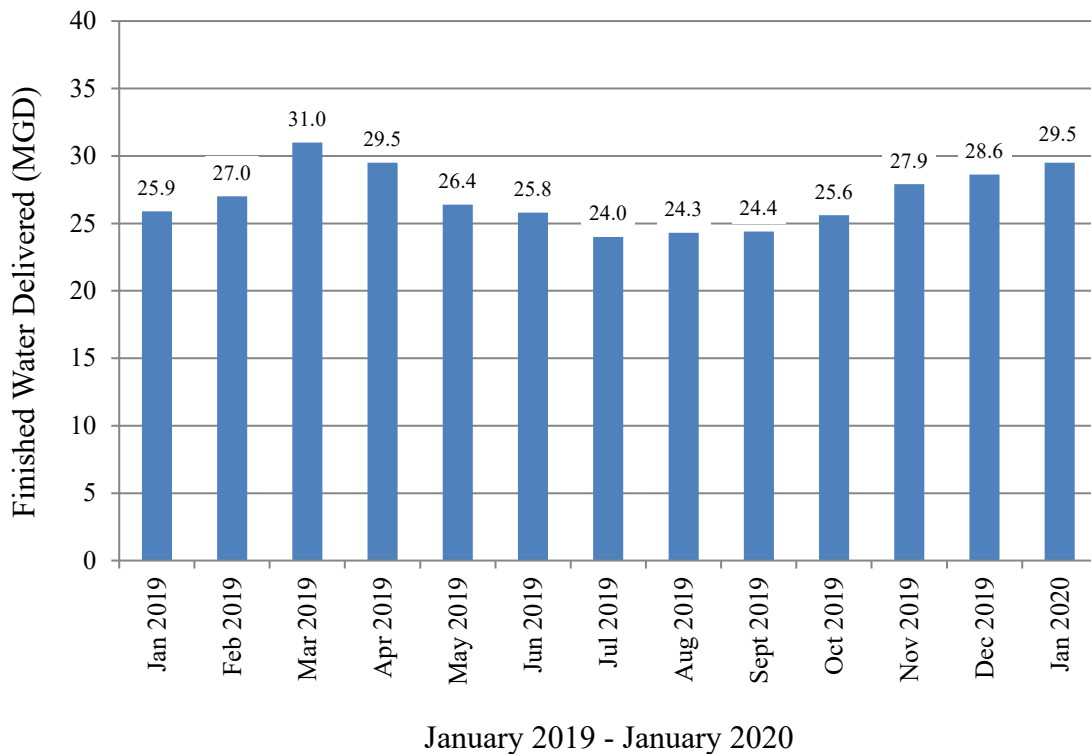


Figure 6 shows monthly finished water deliveries to Customers for the 12-month period ending January 19, 2020. Finished water delivery to Customers during January 2020 averaged about 29.5 MGD. This is about 3.5 MGD higher than deliveries in January 2019.

Seasonal exchange through the Phase 1A Regional Interconnect with the City of Punta Gorda is ongoing – with Regional deliveries to the City. The seasonal exchange of water through this pipeline helps maintain these facilities in a “ready-to-serve” condition at all times.

Figure 6 (Peace River Facility Deliveries to Customers)



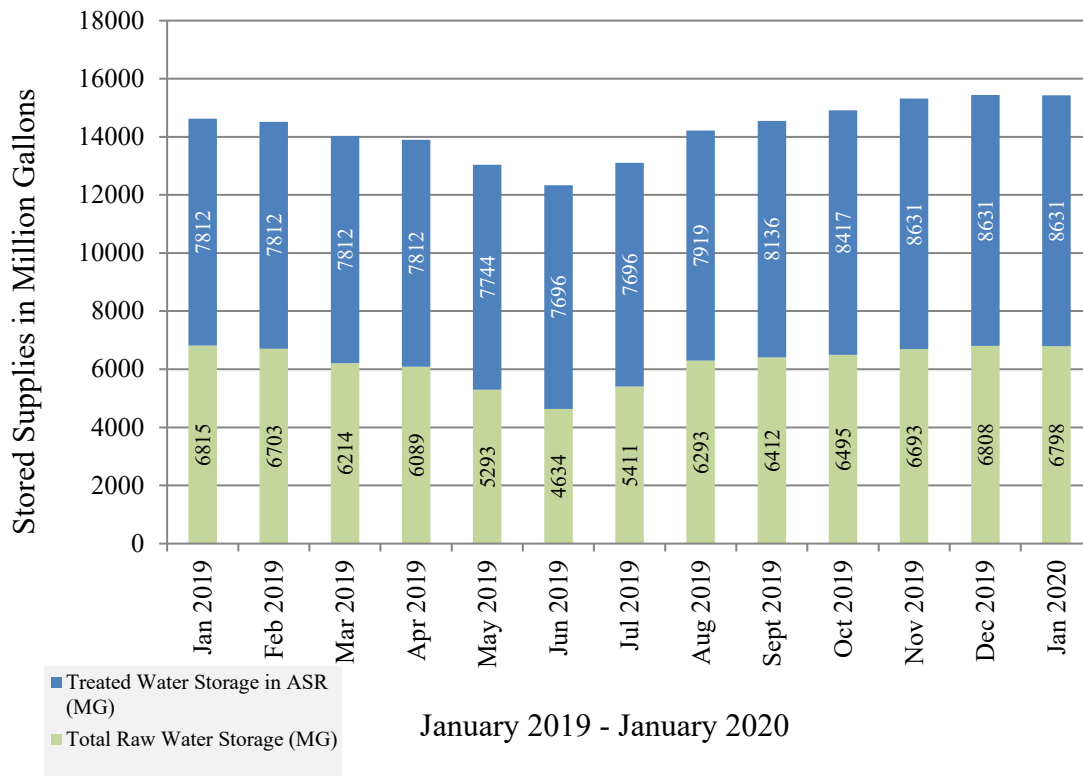
Stored Supplies at the PRF

The Authority maintains two large capacity off-stream storage systems at the PRF. The primary storage is raw river water stored in Reservoir No. 1 and No. 2. When flow in the River is high enough, a small percentage of that flow is harvested at the Authority’s pumping facility on the Peace River and stored in Reservoirs 1 and 2. This storage is designed to be completely refilled each wet season. Total raw-water storage capacity is seasonally adjusted. During the hurricane season the total raw water storage capacity is 6.5 billion gallons (BG). Outside of hurricane season, additional water can be safely stored. The maximum raw water storage capacity in January is 6.9 BG. **Raw water stored as of January 19, 2020 totaled about 6.8 BG.**

The secondary storage at the PRF is treated water stored in the Aquifer Storage and Recovery (ASR) system. While the original design capacity of the ASR system was approximately 6.3 BG, a much greater volume can actually be stored in this system. Because this supply must be fully treated to drinking water standards before storage, it can't be stored as rapidly as water in the raw-water reservoirs. Filling ASR storage is done incrementally each year as excess treatment capacity and hydrologic condition allow. The ASR system is currently being recharged with fully treated drinking water produced by the water treatment facility. Water recovered from ASR is discharged to the surface reservoir system and undergoes full treatment again with the rest of the raw-water stream before delivery to Authority Customers. **Treated water stored in ASR as of January 19, 2020 totaled approximately 8.6 BG.**

Stored raw water supplies (combined storage in Reservoir No. 1 and No. 2) and stored water in the ASR system for the past year are shown in Figure 7. **The total water in storage as of January 19, 2020 was about 15.4 BG.** This is about 800 MG more than total storage in January 2019.

Figure 7 (Stored Water Supplies)



***PEACE RIVER MANASOTA REGIONAL WATER SUPPLY AUTHORITY
BOARD OF DIRECTORS MEETING
January 31, 2020***

**ROUTINE STATUS REPORTS
ITEM 2**

Check Registers for November and December 2019

**PEACE RIVER MANASOTA REGIONAL WATER SUPPLY AUTHORITY
CHECK REGISTER: NOVEMBER & DECEMBER 2019**

PUBLIC FUNDS INTEREST CHECKING (PNC)

Date	Document Number	Payee Name / Description	Amount
11/07/2019		QuickBooks Payroll Service	\$ 89,731.49
11/08/2019	ACH2016	AAA Cooper Transportation	\$ 139.83
11/08/2019	ACH2017	Advanced Overhead Systems	\$ 1,065.00
11/08/2019	ACH2018	Air Mechanical & Service Corp.	\$ 195.00
11/08/2019	ACH2019	AIRGAS SPECIALTY PRODUCTS	\$ 3,069.10
11/08/2019	ACH2020	ALLIED ELECTRONICS, INC.	\$ 5,826.34
11/08/2019	ACH2021	ALLIED UNIVERSAL CORP.	\$ 13,460.23
11/08/2019	ACH2022	ASWATHY WARRIER (V)	\$ 251.44
11/08/2019	ACH2023	AWC, INC.	\$ 2,579.29
11/08/2019	ACH2024	BENCHMARK ENVIROANALYTICAL INC	\$ 318.00
11/08/2019	ACH2025	BLUSITE SOLUTIONS OF SOUTHWEST FLORIDA	\$ 217.50
11/08/2019	ACH2026	Brenntag Mid-South Inc	\$ 65,881.84
11/08/2019	ACH2027	C & S CHEMICALS INC.	\$ 35,289.39
11/08/2019	ACH2028	CHARLOTTE COUNTY UTILITIES	\$ 268,776.00
11/08/2019	ACH2029	Commerical Fire & Communications	\$ 200.00
11/08/2019	ACH2030	CORONADO LAWN SERVICE OF FL	\$ 575.00
11/08/2019	ACH2031	DESOTO COUNTY (V)	\$ 33,773.00
11/08/2019	ACH2032	Doug Morton	\$ 218.96
11/08/2019	ACH2033	ENDRESS+HAUSER, INC.	\$ 1,027.72
11/08/2019	ACH2034	Environmental Systems Research Institute	\$ 7,850.00
11/08/2019	ACH2035	EUROFINS EATON ANALYTICAL, LLC	\$ 1,738.00
11/08/2019	ACH2036	FLUID CONTROL SPECIALTIES, INC.	\$ 2,762.38
11/08/2019	ACH2037	GARNEY CONSTRUCTION	\$ 17,934.00
11/08/2019	ACH2038	Hach Company	\$ 6,805.29
11/08/2019	ACH2039	Jacobi Carbons Inc	\$ 30,987.60
11/08/2019	ACH2040	JESSICA BENSON	\$ 4,595.09
11/08/2019	ACH2041	KEETON'S OFFICE & ART SUPPLY	\$ 1,115.55
11/08/2019	ACH2042	MADER ELECTRIC, INC.	\$ 224.07
11/08/2019	ACH2043	MANSON BOLVES DONALDSON VARN, P.A.	\$ 20,317.50
11/08/2019	ACH2044	Mike Coates (v)	\$ 224.61
11/08/2019	ACH2045	NATIONAL BUSINESS FURNITURE, LLC	\$ 409.52
11/08/2019	ACH2046	SAMUEL STONE	\$ 333.68
11/08/2019	ACH2047	SENSIDYNE, LP	\$ 1,642.66
11/08/2019	ACH2048	SHALINA ODEGARD	\$ 336.00
11/08/2019	ACH2049	SOUTHERN TANK AND PUMP	\$ 238.98
11/08/2019	ACH2050	Technical Sales Corp	\$ 2,072.18
11/08/2019	ACH2051	TRANSCAT, INC.	\$ 705.62
11/08/2019	ACH2052	TRULY NOLEN BRANCH 079	\$ 258.00
11/08/2019	ACH2053	UPS	\$ 151.57
11/08/2019	38415	AMAZON	\$ 713.14
11/08/2019	38416	AWWA	\$ 238.00
11/08/2019	38417	CED - Port Charlotte	\$ 2,544.28
11/08/2019	38418	CENTURYLINK	\$ 1,597.45
11/08/2019	38419	CHARLOTTE COUNTY BD OF COMMISSIONER	\$ 99,429.14
11/08/2019	38420	CHENANGO SUPPLY CO., INC.	\$ 63.02
11/08/2019	38421	CINTAS	\$ 384.73
11/08/2019	38422	CITY OF NORTH PORT	\$ 153,438.00
11/08/2019	38423	COLE-PARMER INSTRUMENT CO.	\$ 45.20
11/08/2019	38424	DESOTO COUNTY WATER UTILITY	\$ 1,606.59
11/08/2019	38425	FENDER'S TIRE & BATTERY INC.	\$ 1,613.00
11/08/2019	38426	Fisher Scientific	\$ 1,029.58
11/08/2019	38427	FLORIDA POWER & LIGHT COMPANY	\$ 128,587.97
11/08/2019	38428	KED GROUP INC.	\$ 18,934.00
11/08/2019	38429	Manatee County Utilities Department	\$ 308.91
11/08/2019	38430	REXEL	\$ 218.64
11/08/2019	38431	SARASOTA COUNTY UTILITIES	\$ 889,334.00
11/08/2019	38432	SHIPPING POST	\$ 26.66
11/08/2019	38433	SPECIALTY PARTS	\$ 84.00
11/08/2019	38434	THERMO ELECTRON NORTH AMERICA LLC	\$ 1,103.00
11/08/2019	38435	Under Pressure Washing LLC	\$ 1,195.00

**PEACE RIVER MANASOTA REGIONAL WATER SUPPLY AUTHORITY
CHECK REGISTER: NOVEMBER & DECEMBER 2019**

PUBLIC FUNDS INTEREST CHECKING (PNC)

Date	Document Number	Payee Name / Description	Amount
11/08/2019	38436	XYLEM INC.	\$ 7,132.84
11/08/2019	ADBT110819	STATE OF FLORIDA DISBURSEMENT UNIT	\$ 897.29
11/08/2019	DBT110819	United States Treasury	\$ 29,823.88
11/08/2019	dbt110819	Valic	\$ 8,654.34
11/21/2019		QuickBooks Payroll Service	\$ 93,029.50
11/22/2019	38437	BILL'S BOTTLED WATER SERVICE	\$ 42.75
11/22/2019	38438	Braden River Utilities, LLC	\$ 96.69
11/22/2019	38439	Bryant Miller Olive	\$ 11,000.00
11/22/2019	38440	CHARLOTTE PLUMBING K & BATH INC.	\$ 147.00
11/22/2019	38441	D. M. CONSTRUCTION CORP.	\$ 8,296.38
11/22/2019	38442	DEX IMAGING	\$ 8.00
11/22/2019	38443	ENVIRONMENTAL PR GROUP	\$ 21,859.91
11/22/2019	38444	HOME DEPOT	\$ 63.09
11/22/2019	38445	JAN-PRO OF MANASOTA	\$ 249.00
11/22/2019	38446	Ken Burton Jr. , Tax Collector	\$ 12,175.84
11/22/2019	38447	L.I.S. INC.	\$ 25.17
11/22/2019	38448	MAIN GATE ENTERPRISES INC.	\$ 2,606.00
11/22/2019	38449	MSC INDUSTRIAL SUPPLY CO.	\$ 2,268.42
11/22/2019	38450	NaturZone Pest Control	\$ 76.00
11/22/2019	38451	THE BANK OF NEW YORK MELLON	\$ 3,000.00
11/22/2019	38452	THE SUN	\$ 163.02
11/22/2019	38453	U.S. BANK EQUIPMENT FINANCE	\$ 1,052.67
11/22/2019	38454	VERIZON WIRELESS	\$ 21.17
11/22/2019	38455	WOMACK SANITATION INC.	\$ 498.00
11/22/2019	ACH2054	AECOM TECHNICAL SERVICES, INC.	\$ 1,467.50
11/22/2019	ACH2055	Air Mechanical & Service Corp.	\$ 1,212.25
11/22/2019	ACH2056	AIRGAS SPECIALTY PRODUCTS	\$ 3,199.70
11/22/2019	ACH2057	ALL FLORIDA WATER-TAMPA	\$ 211.58
11/22/2019	ACH2058	ALLIED UNIVERSAL CORP.	\$ 15,773.21
11/22/2019	ACH2059	BENCHMARK ENVIROANALYTICAL INC	\$ 2,062.26
11/22/2019	ACH2060	Brenntag Mid-South Inc	\$ 28,965.60
11/22/2019	ACH2061	C & S CHEMICALS INC.	\$ 70,747.00
11/22/2019	ACH2062	CHARLOTTE COUNTY UTILITIES	\$ 164,694.84
11/22/2019	ACH2063	CORONADO LAWN SERVICE OF FL	\$ 4,907.50
11/22/2019	ACH2064	DESOTO COUNTY (V)	\$ 66,333.33
11/22/2019	ACH2065	DIANE R. SALZ	\$ 4,250.00
11/22/2019	ACH2066	EARTH BALANCE	\$ 52,684.56
11/22/2019	ACH2067	FLUID CONTROL SPECIALTIES, INC.	\$ 360.00
11/22/2019	ACH2068	FRONTIER COMMUNICATIONS	\$ 220.98
11/22/2019	ACH2069	Hach Company	\$ 870.47
11/22/2019	ACH2070	HAWKINS, INC.	\$ 512.00
11/22/2019	ACH2071	HVMI, LLC	\$ 15,607.30
11/22/2019	ACH2072	IDEXX DISTRIBUTION INC	\$ 213.52
11/22/2019	ACH2073	J. H. HAM ENGINEERING INC.	\$ 11,015.31
11/22/2019	ACH2074	Jacobi Carbons Inc	\$ 31,768.80
11/22/2019	ACH2075	JAN-PRO CLEANING SYSTEMS OF SW FLORIDA	\$ 495.00
11/22/2019	ACH2076	JANICKI ENVIRONMENTAL, INC.	\$ 17,170.00
11/22/2019	ACH2077	KEETON'S OFFICE & ART SUPPLY	\$ 333.05
11/22/2019	ACH2078	PHENOVA, INC.	\$ 296.76
11/22/2019	ACH2079	SOUTHERN TANK AND PUMP	\$ 3,898.82
11/22/2019	ACH2080	STANTEC CONSULTING SERVICES	\$ 4,121.20
11/22/2019	ACH2081	SUNSHINE ACE HARDWARE	\$ 110.21
11/22/2019	ACH2082	SUNSHINE STATE ONE CALL OF FL, INC.	\$ 50.27
11/22/2019	ACH2083	TRANSCAT, INC.	\$ 540.62
11/22/2019	ACH2084	UPS	\$ 30.76
11/22/2019	ACH2085	USA Bluebook	\$ 3,357.29
11/22/2019	ACH2086	VOYAGER FLEET SYSTEMS, INC.	\$ 2,941.85
11/22/2019	ADBT112219	STATE OF FLORIDA DISBURSEMENT UNIT	\$ 897.29
11/22/2019	DBT112219	United States Treasury	\$ 31,379.22
11/22/2019	dbt112219	Valic	\$ 8,760.98

**PEACE RIVER MANASOTA REGIONAL WATER SUPPLY AUTHORITY
CHECK REGISTER: NOVEMBER & DECEMBER 2019**

PUBLIC FUNDS INTEREST CHECKING (PNC)

Date	Document Number	Payee Name / Description	Amount
11/25/2019	AUTO112519	PNC Bank	\$ 4,370.82
11/25/2019	DBT112519	FLORIDA DIVISION OF RETIREMENT	\$ 33,553.50
12/05/2019		QuickBooks Payroll Service	\$ 116,162.24
12/06/2019	ACH2087	Advanced Overhead Systems	\$ 3,398.00
12/06/2019	ACH2088	AECOM TECHNICAL SERVICES, INC.	\$ 5,837.00
12/06/2019	ACH2089	AIRGAS USA, LLC	\$ 285.88
12/06/2019	ACH2090	ALLIED ELECTRONICS, INC.	\$ 495.00
12/06/2019	ACH2091	ALLIED UNIVERSAL CORP.	\$ 7,153.44
12/06/2019	ACH2092	ATKINS NORTH AMERICA, INC.	\$ 805.04
12/06/2019	ACH2093	BENCHMARK ENVIROANALYTICAL INC	\$ 4,100.26
12/06/2019	ACH2094	BLACK & VEATCH	\$ 12,655.00
12/06/2019	ACH2095	BLUSITE SOLUTIONS OF SOUTHWEST FLORIDA	\$ 217.50
12/06/2019	ACH2096	Brenntag Mid-South Inc	\$ 29,139.64
12/06/2019	ACH2097	C & S CHEMICALS INC.	\$ 70,636.90
12/06/2019	ACH2098	CHARLOTTE COUNTY BCC - LANDFILL	\$ 3,361.38
12/06/2019	ACH2099	CHARLOTTE COUNTY BD OF COMMISSIONER	\$ 98,235.14
12/06/2019	ACH2100	CHRISTOPHER M ROGERS	\$ 28.00
12/06/2019	ACH2101	CINTAS FIRE 636525	\$ 539.00
12/06/2019	ACH2102	Commercial Painting SWFL LLC	\$ 4,950.00
12/06/2019	ACH2103	CRUMPTON WELDING SUPPLY	\$ 370.79
12/06/2019	ACH2104	Entech	\$ 4,436.50
12/06/2019	ACH2105	FLUID CONTROL SPECIALTIES, INC.	\$ 3,850.00
12/06/2019	ACH2106	Hach Company	\$ 1,189.33
12/06/2019	ACH2107	Hilltop Securities	\$ 20,167.94
12/06/2019	ACH2108	Jacobi Carbons Inc	\$ 30,745.80
12/06/2019	ACH2109	KEETON'S OFFICE & ART SUPPLY	\$ 188.26
12/06/2019	ACH2110	METTLER-TOLEDO, LLC	\$ 384.38
12/06/2019	ACH2111	PROGRESSIVE WATER RESOURCES, LLC	\$ 15,530.00
12/06/2019	ACH2112	SIEMENS INDUSTRY, INC.	\$ 4,092.00
12/06/2019	ACH2113	SIMS CRANE & EQUIPMENT	\$ 1,476.60
12/06/2019	ACH2114	STANTEC CONSULTING SERVICES	\$ 5,742.22
12/06/2019	ACH2115	SUNSHINE STATE ONE CALL OF FL, INC.	\$ 50.27
12/06/2019	ACH2116	TKW CONSULTING ENGINEERS, INC.	\$ 6,757.80
12/06/2019	ACH2117	TRANSCAT, INC.	\$ 243.55
12/06/2019	ACH2118	UPS	\$ 37.57
12/06/2019	ACH2119	USA Bluebook	\$ 481.27
12/06/2019	ACH2120	VANASSE HANGEN BRUSTLIN, INC	\$ 5,459.26
12/06/2019	38456	AMAZON	\$ 1,906.35
12/06/2019	38457	ANIXTER INC.	\$ 2,000.86
12/06/2019	38458	CINTAS	\$ 194.47
12/06/2019	38459	COLE-PARMER INSTRUMENT CO.	\$ -
12/06/2019	38460	DMS-FINANCIAL MGMT SERVICES	\$ -
12/06/2019	38461	Fisher Scientific	\$ 862.13
12/06/2019	38462	FLORIDA DEPT OF TRANSPORTATION	\$ 5.36
12/06/2019	38463	FLORIDA POWER & LIGHT COMPANY	\$ 147,463.92
12/06/2019	38464	MSC INDUSTRIAL SUPPLY CO.	\$ 441.72
12/06/2019	38465	QUALITY STARTER & ALT SER INC.	\$ 101.45
12/06/2019	38466	SARASOTA HERALD TRIBUNE	\$ 261.25
12/06/2019	38467	SMITH RANCH & GARDEN, INC.	\$ 330.75
12/06/2019	38468	SOLINST CANADA LTD	\$ 961.27
12/06/2019	38469	COLE-PARMER INSTRUMENT CO.	\$ 168.83
12/06/2019	38470	DMS-FINANCIAL MGMT SERVICES	\$ 378.42
12/06/2019	ADBT120619	STATE OF FLORIDA DISBURSEMENT UNIT	\$ 897.29
12/06/2019	DBT12619	United States Treasury	\$ 42,753.84
12/06/2019	dbt120619	Valic	\$ 9,317.70
12/19/2019		QuickBooks Payroll Service	\$ 101,467.06
12/20/2019	38471	ALLIANCE FIRE & SAFETY	\$ 536.25
12/20/2019	38472	BILL'S BOTTLED WATER SERVICE	\$ 27.00
12/20/2019	38473	Braden River Utilities, LLC	\$ 67.41
12/20/2019	38474	Buffalo Graffix	\$ 685.00

**PEACE RIVER MANASOTA REGIONAL WATER SUPPLY AUTHORITY
CHECK REGISTER: NOVEMBER & DECEMBER 2019**

PUBLIC FUNDS INTEREST CHECKING (PNC)

Date	Document Number	Payee Name / Description	Amount
12/20/2019	38475	CED - Port Charlotte	\$ 430.50
12/20/2019	38476	CENTURYLINK	\$ 1,595.05
12/20/2019	38477	CHENANGO SUPPLY CO., INC.	\$ 92.19
12/20/2019	38478	COLE-PARMER INSTRUMENT CO.	\$ 43.05
12/20/2019	38479	DESOTO AUTOMOTIVE ENTERPRISES INC	\$ 36.06
12/20/2019	38480	DVD Consulting Inc.	\$ 4,000.00
12/20/2019	38481	Fisher Scientific	\$ 385.42
12/20/2019	38482	HAZEN AND SAWYER	\$ 13,226.00
12/20/2019	38483	HOME DEPOT	\$ 1,185.37
12/20/2019	38484	Integrated Fire & Security Solutions, Inc	\$ 4,096.40
12/20/2019	38485	Manatee County Utilities Department	\$ 323.53
12/20/2019	38486	MKI Services, Inc.	\$ 1,738.00
12/20/2019	38487	NaturZone Pest Control	\$ 76.00
12/20/2019	38488	PETTY CASH - ADMIN	\$ 96.00
12/20/2019	38489	PREFERRED GOVERNMENT INSURANCE TRUS	\$ 11,923.50
12/20/2019	38490	QUALITY STARTER & ALT SER INC.	\$ 101.15
12/20/2019	38491	SARASOTA HERALD TRIBUNE	\$ 187.00
12/20/2019	38492	SHIPPING POST	\$ 26.66
12/20/2019	38493	SMITH RANCH & GARDEN, INC.	\$ 661.50
12/20/2019	38494	TAMPA ARMATURE WORKS, INC.	\$ 4,027.14
12/20/2019	38495	THE BANK OF NEW YORK MELLON	\$ 750.00
12/20/2019	38496	THE SUN	\$ 118.69
12/20/2019	38497	TRACTOR SUPPLY COMPANY CREDIT PLAN	\$ 247.97
12/20/2019	38498	U.S. BANK EQUIPMENT FINANCE	\$ 1,741.50
12/20/2019	38499	UPS SUPPLY CHAIN SOLUTIONS, INC.	\$ 50.64
12/20/2019	38500	VERIZON WIRELESS	\$ 15.97
12/20/2019	38501	WOMACK SANITATION INC.	\$ 750.00
12/20/2019	ACH2121	Adobe Systems Inc	\$ 2,848.20
12/20/2019	ACH2122	ADVANTAGE COMMUNICATIONS, INC.	\$ 4,025.00
12/20/2019	ACH2123	Agilent Technologies Inc	\$ 32.40
12/20/2019	ACH2124	AIRGAS SPECIALTY PRODUCTS	\$ 3,045.59
12/20/2019	ACH2125	ALL FLORIDA WATER-TAMPA	\$ 211.58
12/20/2019	ACH2126	ALLIED UNIVERSAL CORP.	\$ 20,742.40
12/20/2019	ACH2127	ANN LEE	\$ 158.00
12/20/2019	ACH2128	BENCHMARK ENVIROANALYTICAL INC	\$ 537.42
12/20/2019	ACH2129	Brenntag Mid-South Inc	\$ 36,438.24
12/20/2019	ACH2130	C & S CHEMICALS INC.	\$ 65,214.66
12/20/2019	ACH2131	CHARLOTTE COUNTY UTILITIES	\$ 164,694.84
12/20/2019	ACH2132	CINTAS FIRE 636525	\$ 210.00
12/20/2019	ACH2133	Commercial Painting SWFL LLC	\$ 2,640.00
12/20/2019	ACH2134	CORONADO LAWN SERVICE OF FL	\$ 5,250.00
12/20/2019	ACH2135	CRUMPTON WELDING SUPPLY	\$ 370.79
12/20/2019	ACH2136	DESOTO COUNTY (V)	\$ 66,333.33
12/20/2019	ACH2137	DIANE R. SALZ	\$ 4,250.00
12/20/2019	ACH2138	FRONTIER COMMUNICATIONS	\$ 220.98
12/20/2019	ACH2139	Hach Company	\$ 1,248.30
12/20/2019	ACH2140	HDR ENGINEERING INC.	\$ 30,830.83
12/20/2019	ACH2141	HVMI, LLC	\$ 10,093.30
12/20/2019	ACH2142	Jacobi Carbons Inc	\$ 30,708.60
12/20/2019	ACH2143	JAN-PRO OF MANASOTA	\$ 249.00
12/20/2019	ACH2144	JORDEN RAMOS	\$ 200.00
12/20/2019	ACH2145	KEETON'S OFFICE & ART SUPPLY	\$ 383.78
12/20/2019	ACH2146	KING ENGINEERING ASSOCIATES INC	\$ 2,039.00
12/20/2019	ACH2147	LogMein, Inc.	\$ 3,499.77
12/20/2019	ACH2148	MANSON BOLVES DONALDSON VARN, P.A.	\$ 10,215.00
12/20/2019	ACH2149	MCMaster-CARR SUPPLY CO	\$ 390.68
12/20/2019	ACH2150	Natural Resources LLC	\$ 36,013.08
12/20/2019	ACH2151	Primary Flow Signal, Inc	\$ 1,750.00
12/20/2019	ACH2152	PRO-CHEM INC.	\$ 600.08
12/20/2019	ACH2153	PROGRESSIVE WATER RESOURCES, LLC	\$ 10,441.00

**PEACE RIVER MANASOTA REGIONAL WATER SUPPLY AUTHORITY
CHECK REGISTER: NOVEMBER & DECEMBER 2019**

PUBLIC FUNDS INTEREST CHECKING (PNC)

Date	Document Number	Payee Name / Description	Amount
12/20/2019	ACH2154	Revere Controls	\$ 8,925.00
12/20/2019	ACH2155	SOUTHERN TANK AND PUMP	\$ 3,153.11
12/20/2019	ACH2156	SUNSHINE ACE HARDWARE	\$ 293.13
12/20/2019	ACH2157	TRANSCAT, INC.	\$ 253.45
12/20/2019	ACH2158	Turning Water Industries Corp.	\$ 11,081.39
12/20/2019	ACH2159	UPS	\$ 69.99
12/20/2019	ACH2160	VANASSE HANGEN BRUSTLIN, INC	\$ 1,556.34
12/20/2019	ACH2161	VOYAGER FLEET SYSTEMS, INC.	\$ 3,744.91
12/20/2019	ACH2162	WEST COAST MOWING	\$ 8,344.00
12/20/2019	ADBT122019	United States Treasury	\$ 32,881.54
12/20/2019	DBT122019	Valic	\$ 8,805.93
12/20/2019	adbt122019	STATE OF FLORIDA DISBURSEMENT UNIT	\$ 699.29
12/23/2019	DBT122319	FLORIDA DIVISION OF RETIREMENT	\$ 40,531.04
12/24/2019	AUTO122419	PNC Bank	\$ 5,393.86
Total			\$ 4,177,939.46

PEACE RIVER MANASOTA REGIONAL WATER SUPPLY AUTHORITY

CHECK REGISTER: NOVEMBER & DECEMBER 2019

Alphabetically by Vendor

PUBLIC FUNDS INTEREST CHECKING (PNC)

Date	Document Number	Payee Name / Description	Amount
11/08/2019	ACH2016	AAA Cooper Transportation	\$ 139.83
12/20/2019	ACH2121	Adobe Systems Inc	\$ 2,848.20
11/08/2019	ACH2017	Advanced Overhead Systems	\$ 1,065.00
12/06/2019	ACH2087	Advanced Overhead Systems	\$ 3,398.00
12/20/2019	ACH2122	ADVANTAGE COMMUNICATIONS, INC.	\$ 4,025.00
11/22/2019	ACH2054	AECOM TECHNICAL SERVICES, INC.	\$ 1,467.50
12/06/2019	ACH2088	AECOM TECHNICAL SERVICES, INC.	\$ 5,837.00
12/20/2019	ACH2123	Agilent Technologies Inc	\$ 32.40
11/08/2019	ACH2018	Air Mechanical & Service Corp.	\$ 195.00
11/22/2019	ACH2055	Air Mechanical & Service Corp.	\$ 1,212.25
11/08/2019	ACH2019	AIRGAS SPECIALTY PRODUCTS	\$ 3,069.10
11/22/2019	ACH2056	AIRGAS SPECIALTY PRODUCTS	\$ 3,199.70
12/20/2019	ACH2124	AIRGAS SPECIALTY PRODUCTS	\$ 3,045.59
12/06/2019	ACH2089	AIRGAS USA, LLC	\$ 285.88
11/22/2019	ACH2057	ALL FLORIDA WATER-TAMPA	\$ 211.58
12/20/2019	ACH2125	ALL FLORIDA WATER-TAMPA	\$ 211.58
12/20/2019	38471	ALLIANCE FIRE & SAFETY	\$ 536.25
11/08/2019	ACH2020	ALLIED ELECTRONICS, INC.	\$ 5,826.34
12/06/2019	ACH2090	ALLIED ELECTRONICS, INC.	\$ 495.00
11/08/2019	ACH2021	ALLIED UNIVERSAL CORP.	\$ 13,460.23
11/22/2019	ACH2058	ALLIED UNIVERSAL CORP.	\$ 15,773.21
12/06/2019	ACH2091	ALLIED UNIVERSAL CORP.	\$ 7,153.44
12/20/2019	ACH2126	ALLIED UNIVERSAL CORP.	\$ 20,742.40
11/08/2019	38415	AMAZON	\$ 713.14
12/06/2019	38456	AMAZON	\$ 1,906.35
12/06/2019	38457	ANIXTER INC.	\$ 2,000.86
12/20/2019	ACH2127	ANN LEE	\$ 158.00
11/08/2019	ACH2022	ASWATHY WARRIER (V)	\$ 251.44
12/06/2019	ACH2092	ATKINS NORTH AMERICA, INC.	\$ 805.04
11/08/2019	ACH2023	AWC, INC.	\$ 2,579.29
11/08/2019	38416	AWWA	\$ 238.00
11/08/2019	ACH2024	BENCHMARK ENVIROANALYTICAL INC	\$ 318.00
11/22/2019	ACH2059	BENCHMARK ENVIROANALYTICAL INC	\$ 2,062.26
12/06/2019	ACH2093	BENCHMARK ENVIROANALYTICAL INC	\$ 4,100.26
12/20/2019	ACH2128	BENCHMARK ENVIROANALYTICAL INC	\$ 537.42
11/22/2019	38437	BILL'S BOTTLED WATER SERVICE	\$ 42.75
12/20/2019	38472	BILL'S BOTTLED WATER SERVICE	\$ 27.00
12/06/2019	ACH2094	BLACK & VEATCH	\$ 12,655.00
11/08/2019	ACH2025	BLUSITE SOLUTIONS OF SOUTHWEST FLORIDA	\$ 217.50
12/06/2019	ACH2095	BLUSITE SOLUTIONS OF SOUTHWEST FLORIDA	\$ 217.50
11/22/2019	38438	Braden River Utilities, LLC	\$ 96.69
12/20/2019	38473	Braden River Utilities, LLC	\$ 67.41
11/08/2019	ACH2026	Brenntag Mid-South Inc	\$ 65,881.84
11/22/2019	ACH2060	Brenntag Mid-South Inc	\$ 28,965.60
12/06/2019	ACH2096	Brenntag Mid-South Inc	\$ 29,139.64
12/20/2019	ACH2129	Brenntag Mid-South Inc	\$ 36,438.24
11/22/2019	38439	Bryant Miller Olive	\$ 11,000.00
12/20/2019	38474	Buffalo Graffix	\$ 685.00
11/08/2019	ACH2027	C & S CHEMICALS INC.	\$ 35,289.39
11/22/2019	ACH2061	C & S CHEMICALS INC.	\$ 70,747.00
12/06/2019	ACH2097	C & S CHEMICALS INC.	\$ 70,636.90
12/20/2019	ACH2130	C & S CHEMICALS INC.	\$ 65,214.66
11/08/2019	38417	CED - Port Charlotte	\$ 2,544.28
12/20/2019	38475	CED - Port Charlotte	\$ 430.50
11/08/2019	38418	CENTURYLINK	\$ 1,597.45
12/20/2019	38476	CENTURYLINK	\$ 1,595.05
12/06/2019	ACH2098	CHARLOTTE COUNTY BCC - LANDFILL	\$ 3,361.38
11/08/2019	38419	CHARLOTTE COUNTY BD OF COMMISSIONER	\$ 99,429.14
12/06/2019	ACH2099	CHARLOTTE COUNTY BD OF COMMISSIONER	\$ 98,235.14
11/08/2019	ACH2028	CHARLOTTE COUNTY UTILITIES	\$ 268,776.00

PEACE RIVER MANASOTA REGIONAL WATER SUPPLY AUTHORITY**CHECK REGISTER: NOVEMBER & DECEMBER 2019****Alphabetically by Vendor****PUBLIC FUNDS INTEREST CHECKING (PNC)**

Date	Document Number	Payee Name / Description	Amount
11/22/2019	ACH2062	CHARLOTTE COUNTY UTILITIES	\$ 164,694.84
12/20/2019	ACH2131	CHARLOTTE COUNTY UTILITIES	\$ 164,694.84
11/22/2019	38440	CHARLOTTE PLUMBING K & BATH INC.	\$ 147.00
11/08/2019	38420	CHENANGO SUPPLY CO., INC.	\$ 63.02
12/20/2019	38477	CHENANGO SUPPLY CO., INC.	\$ 92.19
12/06/2019	ACH2100	CHRISTOPHER M ROGERS	\$ 28.00
11/08/2019	38421	CINTAS	\$ 384.73
12/06/2019	38458	CINTAS	\$ 194.47
12/06/2019	ACH2101	CINTAS FIRE 636525	\$ 539.00
12/20/2019	ACH2132	CINTAS FIRE 636525	\$ 210.00
11/08/2019	38422	CITY OF NORTH PORT	\$ 153,438.00
11/08/2019	38423	COLE-PARMER INSTRUMENT CO.	\$ 45.20
12/06/2019	38459	COLE-PARMER INSTRUMENT CO.	\$ -
12/06/2019	38469	COLE-PARMER INSTRUMENT CO.	\$ 168.83
12/20/2019	38478	COLE-PARMER INSTRUMENT CO.	\$ 43.05
12/06/2019	ACH2102	Commercial Painting SWFL LLC	\$ 4,950.00
12/20/2019	ACH2133	Commercial Painting SWFL LLC	\$ 2,640.00
11/08/2019	ACH2029	Commerical Fire & Communications	\$ 200.00
11/08/2019	ACH2030	CORONADO LAWN SERVICE OF FL	\$ 575.00
11/22/2019	ACH2063	CORONADO LAWN SERVICE OF FL	\$ 4,907.50
12/20/2019	ACH2134	CORONADO LAWN SERVICE OF FL	\$ 5,250.00
12/06/2019	ACH2103	CRUMPTON WELDING SUPPLY	\$ 370.79
12/20/2019	ACH2135	CRUMPTON WELDING SUPPLY	\$ 370.79
11/22/2019	38441	D. M. CONSTRUCTION CORP.	\$ 8,296.38
12/20/2019	38479	DESOTO AUTOMOTIVE ENTERPRISES INC	\$ 36.06
11/08/2019	ACH2031	DESOTO COUNTY (V)	\$ 33,773.00
11/22/2019	ACH2064	DESOTO COUNTY (V)	\$ 66,333.33
12/20/2019	ACH2136	DESOTO COUNTY (V)	\$ 66,333.33
11/08/2019	38424	DESOTO COUNTY WATER UTILITY	\$ 1,606.59
11/22/2019	38442	DEX IMAGING	\$ 8.00
11/22/2019	ACH2065	DIANE R. SALZ	\$ 4,250.00
12/20/2019	ACH2137	DIANE R. SALZ	\$ 4,250.00
12/06/2019	38460	DMS-FINANCIAL MGMT SERVICES	\$ -
12/06/2019	38470	DMS-FINANCIAL MGMT SERVICES	\$ 378.42
11/08/2019	ACH2032	Doug Morton	\$ 218.96
12/20/2019	38480	DVD Consulting Inc.	\$ 4,000.00
11/22/2019	ACH2066	EARTH BALANCE	\$ 52,684.56
11/08/2019	ACH2033	ENDRESS+HAUSER, INC.	\$ 1,027.72
12/06/2019	ACH2104	Entech	\$ 4,436.50
11/22/2019	38443	ENVIRONMENTAL PR GROUP	\$ 21,859.91
11/08/2019	ACH2034	Environmental Systems Research Institute	\$ 7,850.00
11/08/2019	ACH2035	EUROFINS EATON ANALYTICAL, LLC	\$ 1,738.00
11/08/2019	38425	FENDER'S TIRE & BATTERY INC.	\$ 1,613.00
11/08/2019	38426	Fisher Scientific	\$ 1,029.58
12/06/2019	38461	Fisher Scientific	\$ 862.13
12/20/2019	38481	Fisher Scientific	\$ 385.42
12/06/2019	38462	FLORIDA DEPT OF TRANSPORTATION	\$ 5.36
11/25/2019	DBT112519	FLORIDA DIVISION OF RETIREMENT	\$ 33,553.50
12/23/2019	DBT122319	FLORIDA DIVISION OF RETIREMENT	\$ 40,531.04
11/08/2019	38427	FLORIDA POWER & LIGHT COMPANY	\$ 128,587.97
12/06/2019	38463	FLORIDA POWER & LIGHT COMPANY	\$ 147,463.92
11/08/2019	ACH2036	FLUID CONTROL SPECIALTIES, INC.	\$ 2,762.38
11/22/2019	ACH2067	FLUID CONTROL SPECIALTIES, INC.	\$ 360.00
12/06/2019	ACH2105	FLUID CONTROL SPECIALTIES, INC.	\$ 3,850.00
11/22/2019	ACH2068	FRONTIER COMMUNICATIONS	\$ 220.98
12/20/2019	ACH2138	FRONTIER COMMUNICATIONS	\$ 220.98
11/08/2019	ACH2037	GARNEY CONSTRUCTION	\$ 17,934.00
11/08/2019	ACH2038	Hach Company	\$ 6,805.29
11/22/2019	ACH2069	Hach Company	\$ 870.47
12/06/2019	ACH2106	Hach Company	\$ 1,189.33

PEACE RIVER MANASOTA REGIONAL WATER SUPPLY AUTHORITY**CHECK REGISTER: NOVEMBER & DECEMBER 2019****Alphabetically by Vendor****PUBLIC FUNDS INTEREST CHECKING (PNC)**

Date	Document Number	Payee Name / Description	Amount
12/20/2019	ACH2139	Hach Company	\$ 1,248.30
11/22/2019	ACH2070	HAWKINS, INC.	\$ 512.00
12/20/2019	38482	HAZEN AND SAWYER	\$ 13,226.00
12/20/2019	ACH2140	HDR ENGINEERING INC.	\$ 30,830.83
12/06/2019	ACH2107	Hilltop Securities	\$ 20,167.94
11/22/2019	38444	HOME DEPOT	\$ 63.09
12/20/2019	38483	HOME DEPOT	\$ 1,185.37
11/22/2019	ACH2071	HVMI, LLC	\$ 15,607.30
12/20/2019	ACH2141	HVMI, LLC	\$ 10,093.30
11/22/2019	ACH2072	IDEXX DISTRIBUTION INC	\$ 213.52
12/20/2019	38484	Integrated Fire & Security Solutions, Inc	\$ 4,096.40
11/22/2019	ACH2073	J. H. HAM ENGINEERING INC.	\$ 11,015.31
11/08/2019	ACH2039	Jacobi Carbons Inc	\$ 30,987.60
11/22/2019	ACH2074	Jacobi Carbons Inc	\$ 31,768.80
12/06/2019	ACH2108	Jacobi Carbons Inc	\$ 30,745.80
12/20/2019	ACH2142	Jacobi Carbons Inc	\$ 30,708.60
11/22/2019	ACH2076	JANICKI ENVIRONMENTAL, INC.	\$ 17,170.00
11/22/2019	ACH2075	JAN-PRO CLEANING SYSTEMS OF SW FLORIDA	\$ 495.00
11/22/2019	38445	JAN-PRO OF MANASOTA	\$ 249.00
12/20/2019	ACH2143	JAN-PRO OF MANASOTA	\$ 249.00
11/08/2019	ACH2040	JESSICA BENSON	\$ 4,595.09
12/20/2019	ACH2144	JORDEN RAMOS	\$ 200.00
11/08/2019	38428	KED GROUP INC.	\$ 18,934.00
11/08/2019	ACH2041	KEETON'S OFFICE & ART SUPPLY	\$ 1,115.55
11/22/2019	ACH2077	KEETON'S OFFICE & ART SUPPLY	\$ 333.05
12/06/2019	ACH2109	KEETON'S OFFICE & ART SUPPLY	\$ 188.26
12/20/2019	ACH2145	KEETON'S OFFICE & ART SUPPLY	\$ 383.78
11/22/2019	38446	Ken Burton Jr. , Tax Collector	\$ 12,175.84
12/20/2019	ACH2146	KING ENGINEERING ASSOCIATES INC	\$ 2,039.00
11/22/2019	38447	L.I.S. INC.	\$ 25.17
12/20/2019	ACH2147	LogMein, Inc.	\$ 3,499.77
11/08/2019	ACH2042	MADER ELECTRIC, INC.	\$ 224.07
11/22/2019	38448	MAIN GATE ENTERPRISES INC.	\$ 2,606.00
11/08/2019	38429	Manatee County Utilities Department	\$ 308.91
12/20/2019	38485	Manatee County Utilities Department	\$ 323.53
11/08/2019	ACH2043	MANSON BOLVES DONALDSON VARN, P.A.	\$ 20,317.50
12/20/2019	ACH2148	MANSON BOLVES DONALDSON VARN, P.A.	\$ 10,215.00
12/20/2019	ACH2149	MCMASTER-CARR SUPPLY CO	\$ 390.68
12/06/2019	ACH2110	METTLER-TOLEDO, LLC	\$ 384.38
11/08/2019	ACH2044	Mike Coates (v)	\$ 224.61
12/20/2019	38486	MKI Services, Inc.	\$ 1,738.00
11/22/2019	38449	MSC INDUSTRIAL SUPPLY CO.	\$ 2,268.42
12/06/2019	38464	MSC INDUSTRIAL SUPPLY CO.	\$ 441.72
11/08/2019	ACH2045	NATIONAL BUSINESS FURNITURE, LLC	\$ 409.52
12/20/2019	ACH2150	Natural Resources LLC	\$ 36,013.08
11/22/2019	38450	NaturZone Pest Control	\$ 76.00
12/20/2019	38487	NaturZone Pest Control	\$ 76.00
12/20/2019	38488	PETTY CASH - ADMIN	\$ 96.00
11/22/2019	ACH2078	PHENOVA, INC.	\$ 296.76
11/25/2019	AUTO112519	PNC Bank	\$ 4,370.82
12/24/2019	AUTO122419	PNC Bank	\$ 5,393.86
12/20/2019	38489	PREFERRED GOVERNMENT INSURANCE TRUS	\$ 11,923.50
12/20/2019	ACH2151	Primary Flow Signal, Inc	\$ 1,750.00
12/20/2019	ACH2152	PRO-CHEM INC.	\$ 600.08
12/06/2019	ACH2111	PROGRESSIVE WATER RESOURCES, LLC	\$ 15,530.00
12/20/2019	ACH2153	PROGRESSIVE WATER RESOURCES, LLC	\$ 10,441.00
12/06/2019	38465	QUALITY STARTER & ALT SER INC.	\$ 101.45
12/20/2019	38490	QUALITY STARTER & ALT SER INC.	\$ 101.15
11/07/2019		QuickBooks Payroll Service	\$ 89,731.49
11/21/2019		QuickBooks Payroll Service	\$ 93,029.50

PEACE RIVER MANASOTA REGIONAL WATER SUPPLY AUTHORITY

CHECK REGISTER: NOVEMBER & DECEMBER 2019

Alphabetically by Vendor

PUBLIC FUNDS INTEREST CHECKING (PNC)

Date	Document Number	Payee Name / Description	Amount
12/05/2019		QuickBooks Payroll Service	\$ 116,162.24
12/19/2019		QuickBooks Payroll Service	\$ 101,467.06
12/20/2019	ACH2154	Revere Controls	\$ 8,925.00
11/08/2019	38430	REXEL	\$ 218.64
11/08/2019	ACH2046	SAMUEL STONE	\$ 333.68
11/08/2019	38431	SARASOTA COUNTY UTILITIES	\$ 889,334.00
12/06/2019	38466	SARASOTA HERALD TRIBUNE	\$ 261.25
12/20/2019	38491	SARASOTA HERALD TRIBUNE	\$ 187.00
11/08/2019	ACH2047	SENSIDYNE, LP	\$ 1,642.66
11/08/2019	ACH2048	SHALINA ODEGARD	\$ 336.00
11/08/2019	38432	SHIPPING POST	\$ 26.66
12/20/2019	38492	SHIPPING POST	\$ 26.66
12/06/2019	ACH2112	SIEMENS INDUSTRY, INC.	\$ 4,092.00
12/06/2019	ACH2113	SIMS CRANE & EQUIPMENT	\$ 1,476.60
12/06/2019	38467	SMITH RANCH & GARDEN, INC.	\$ 330.75
12/20/2019	38493	SMITH RANCH & GARDEN, INC.	\$ 661.50
12/06/2019	38468	SOLINST CANADA LTD	\$ 961.27
11/08/2019	ACH2049	SOUTHERN TANK AND PUMP	\$ 238.98
11/22/2019	ACH2079	SOUTHERN TANK AND PUMP	\$ 3,898.82
12/20/2019	ACH2155	SOUTHERN TANK AND PUMP	\$ 3,153.11
11/08/2019	38433	SPECIALTY PARTS	\$ 84.00
11/22/2019	ACH2080	STANTEC CONSULTING SERVICES	\$ 4,121.20
12/06/2019	ACH2114	STANTEC CONSULTING SERVICES	\$ 5,742.22
11/08/2019	ADBT110819	STATE OF FLORIDA DISBURSEMENT UNIT	\$ 897.29
11/22/2019	ADBT112219	STATE OF FLORIDA DISBURSEMENT UNIT	\$ 897.29
12/06/2019	ADBT120619	STATE OF FLORIDA DISBURSEMENT UNIT	\$ 897.29
12/20/2019	adbt122019	STATE OF FLORIDA DISBURSEMENT UNIT	\$ 699.29
11/22/2019	ACH2081	SUNSHINE ACE HARDWARE	\$ 110.21
12/20/2019	ACH2156	SUNSHINE ACE HARDWARE	\$ 293.13
11/22/2019	ACH2082	SUNSHINE STATE ONE CALL OF FL, INC.	\$ 50.27
12/06/2019	ACH2115	SUNSHINE STATE ONE CALL OF FL, INC.	\$ 50.27
12/20/2019	38494	TAMPA ARMATURE WORKS, INC.	\$ 4,027.14
11/08/2019	ACH2050	Technical Sales Corp	\$ 2,072.18
11/22/2019	38451	THE BANK OF NEW YORK MELLON	\$ 3,000.00
12/20/2019	38495	THE BANK OF NEW YORK MELLON	\$ 750.00
11/22/2019	38452	THE SUN	\$ 163.02
12/20/2019	38496	THE SUN	\$ 118.69
11/08/2019	38434	THERMO ELECTRON NORTH AMERICA LLC	\$ 1,103.00
12/06/2019	ACH2116	TKW CONSULTING ENGINEERS, INC.	\$ 6,757.80
12/20/2019	38497	TRACTOR SUPPLY COMPANY CREDIT PLAN	\$ 247.97
11/08/2019	ACH2051	TRANSCAT, INC.	\$ 705.62
11/22/2019	ACH2083	TRANSCAT, INC.	\$ 540.62
12/06/2019	ACH2117	TRANSCAT, INC.	\$ 243.55
12/20/2019	ACH2157	TRANSCAT, INC.	\$ 253.45
11/08/2019	ACH2052	TRULY NOLEN BRANCH 079	\$ 258.00
12/20/2019	ACH2158	Turning Water Industries Corp.	\$ 11,081.39
11/22/2019	38453	U.S. BANK EQUIPMENT FINANCE	\$ 1,052.67
12/20/2019	38498	U.S. BANK EQUIPMENT FINANCE	\$ 1,741.50
11/08/2019	38435	Under Pressure Washing LLC	\$ 1,195.00
11/08/2019	DBT110819	United States Treasury	\$ 29,823.88
11/22/2019	DBT112219	United States Treasury	\$ 31,379.22
12/06/2019	DBT12619	United States Treasury	\$ 42,753.84
12/20/2019	ADBT122019	United States Treasury	\$ 32,881.54
11/08/2019	ACH2053	UPS	\$ 151.57
11/22/2019	ACH2084	UPS	\$ 30.76
12/06/2019	ACH2118	UPS	\$ 37.57
12/20/2019	ACH2159	UPS	\$ 69.99
12/20/2019	38499	UPS SUPPLY CHAIN SOLUTIONS, INC.	\$ 50.64
11/22/2019	ACH2085	USA Bluebook	\$ 3,357.29
12/06/2019	ACH2119	USA Bluebook	\$ 481.27

PEACE RIVER MANASOTA REGIONAL WATER SUPPLY AUTHORITY**CHECK REGISTER: NOVEMBER & DECEMBER 2019****Alphabetically by Vendor****PUBLIC FUNDS INTEREST CHECKING (PNC)**

Date	Document Number	Payee Name / Description	Amount
11/08/2019	dbt110819	Valic	\$ 8,654.34
11/22/2019	dbt112219	Valic	\$ 8,760.98
12/06/2019	dbt120619	Valic	\$ 9,317.70
12/20/2019	DBT122019	Valic	\$ 8,805.93
12/06/2019	ACH2120	VANASSE HANGEN BRUSTLIN, INC	\$ 5,459.26
12/20/2019	ACH2160	VANASSE HANGEN BRUSTLIN, INC	\$ 1,556.34
11/22/2019	38454	VERIZON WIRELESS	\$ 21.17
12/20/2019	38500	VERIZON WIRELESS	\$ 15.97
11/22/2019	ACH2086	VOYAGER FLEET SYSTEMS, INC.	\$ 2,941.85
12/20/2019	ACH2161	VOYAGER FLEET SYSTEMS, INC.	\$ 3,744.91
12/20/2019	ACH2162	WEST COAST MOWING	\$ 8,344.00
11/22/2019	38455	WOMACK SANITATION INC.	\$ 498.00
12/20/2019	38501	WOMACK SANITATION INC.	\$ 750.00
11/08/2019	38436	XYLEM INC.	\$ 7,132.84
Total			\$ 4,177,939.46

PEACE RIVER MANASOTA REGIONAL WATER SUPPLY AUTHORITY**CHECK REGISTER: NOVEMBER & DECEMBER 2019****By Amount Largest to Smallest****PUBLIC FUNDS INTEREST CHECKING (PNC)**

Date	Document Number	Payee Name / Description	Amount
11/08/2019	38431	SARASOTA COUNTY UTILITIES	\$ 889,334.00
11/08/2019	ACH2028	CHARLOTTE COUNTY UTILITIES	\$ 268,776.00
11/22/2019	ACH2062	CHARLOTTE COUNTY UTILITIES	\$ 164,694.84
12/20/2019	ACH2131	CHARLOTTE COUNTY UTILITIES	\$ 164,694.84
11/08/2019	38422	CITY OF NORTH PORT	\$ 153,438.00
12/06/2019	38463	FLORIDA POWER & LIGHT COMPANY	\$ 147,463.92
11/08/2019	38427	FLORIDA POWER & LIGHT COMPANY	\$ 128,587.97
12/05/2019		QuickBooks Payroll Service	\$ 116,162.24
12/19/2019		QuickBooks Payroll Service	\$ 101,467.06
11/08/2019	38419	CHARLOTTE COUNTY BD OF COMMISSIONER	\$ 99,429.14
12/06/2019	ACH2099	CHARLOTTE COUNTY BD OF COMMISSIONER	\$ 98,235.14
11/21/2019		QuickBooks Payroll Service	\$ 93,029.50
11/07/2019		QuickBooks Payroll Service	\$ 89,731.49
11/22/2019	ACH2061	C & S CHEMICALS INC.	\$ 70,747.00
12/06/2019	ACH2097	C & S CHEMICALS INC.	\$ 70,636.90
11/22/2019	ACH2064	DESOTO COUNTY (V)	\$ 66,333.33
12/20/2019	ACH2136	DESOTO COUNTY (V)	\$ 66,333.33
11/08/2019	ACH2026	Brenntag Mid-South Inc	\$ 65,881.84
12/20/2019	ACH2130	C & S CHEMICALS INC.	\$ 65,214.66
11/22/2019	ACH2066	EARTH BALANCE	\$ 52,684.56
12/06/2019	DBT12619	United States Treasury	\$ 42,753.84
12/23/2019	DBT122319	FLORIDA DIVISION OF RETIREMENT	\$ 40,531.04
12/20/2019	ACH2129	Brenntag Mid-South Inc	\$ 36,438.24
12/20/2019	ACH2150	Natural Resources LLC	\$ 36,013.08
11/08/2019	ACH2027	C & S CHEMICALS INC.	\$ 35,289.39
11/08/2019	ACH2031	DESOTO COUNTY (V)	\$ 33,773.00
11/25/2019	DBT112519	FLORIDA DIVISION OF RETIREMENT	\$ 33,553.50
12/20/2019	ADBT122019	United States Treasury	\$ 32,881.54
11/22/2019	ACH2074	Jacobi Carbons Inc	\$ 31,768.80
11/22/2019	DBT112219	United States Treasury	\$ 31,379.22
11/08/2019	ACH2039	Jacobi Carbons Inc	\$ 30,987.60
12/20/2019	ACH2140	HDR ENGINEERING INC.	\$ 30,830.83
12/06/2019	ACH2108	Jacobi Carbons Inc	\$ 30,745.80
12/20/2019	ACH2142	Jacobi Carbons Inc	\$ 30,708.60
11/08/2019	DBT110819	United States Treasury	\$ 29,823.88
12/06/2019	ACH2096	Brenntag Mid-South Inc	\$ 29,139.64
11/22/2019	ACH2060	Brenntag Mid-South Inc	\$ 28,965.60
11/22/2019	38443	ENVIRONMENTAL PR GROUP	\$ 21,859.91
12/20/2019	ACH2126	ALLIED UNIVERSAL CORP.	\$ 20,742.40
11/08/2019	ACH2043	MANSON BOLVES DONALDSON VARN, P.A.	\$ 20,317.50
12/06/2019	ACH2107	Hilltop Securities	\$ 20,167.94
11/08/2019	38428	KED GROUP INC.	\$ 18,934.00
11/08/2019	ACH2037	GARNEY CONSTRUCTION	\$ 17,934.00
11/22/2019	ACH2076	JANICKI ENVIRONMENTAL, INC.	\$ 17,170.00
11/22/2019	ACH2058	ALLIED UNIVERSAL CORP.	\$ 15,773.21
11/22/2019	ACH2071	HVMI, LLC	\$ 15,607.30
12/06/2019	ACH2111	PROGRESSIVE WATER RESOURCES, LLC	\$ 15,530.00
11/08/2019	ACH2021	ALLIED UNIVERSAL CORP.	\$ 13,460.23
12/20/2019	38482	HAZEN AND SAWYER	\$ 13,226.00
12/06/2019	ACH2094	BLACK & VEATCH	\$ 12,655.00
11/22/2019	38446	Ken Burton Jr. , Tax Collector	\$ 12,175.84
12/20/2019	38489	PREFERRED GOVERNMENT INSURANCE TRUS	\$ 11,923.50
12/20/2019	ACH2158	Turning Water Industries Corp.	\$ 11,081.39
11/22/2019	ACH2073	J. H. HAM ENGINEERING INC.	\$ 11,015.31
11/22/2019	38439	Bryant Miller Olive	\$ 11,000.00
12/20/2019	ACH2153	PROGRESSIVE WATER RESOURCES, LLC	\$ 10,441.00
12/20/2019	ACH2148	MANSON BOLVES DONALDSON VARN, P.A.	\$ 10,215.00
12/20/2019	ACH2141	HVMI, LLC	\$ 10,093.30
12/06/2019	dbt120619	Valic	\$ 9,317.70
12/20/2019	ACH2154	Revere Controls	\$ 8,925.00

PEACE RIVER MANASOTA REGIONAL WATER SUPPLY AUTHORITY**CHECK REGISTER: NOVEMBER & DECEMBER 2019****By Amount Largest to Smallest****PUBLIC FUNDS INTEREST CHECKING (PNC)**

Date	Document Number	Payee Name / Description	Amount
12/20/2019	DBT122019	Valic	\$ 8,805.93
11/22/2019	dbt112219	Valic	\$ 8,760.98
11/08/2019	dbt110819	Valic	\$ 8,654.34
12/20/2019	ACH2162	WEST COAST MOWING	\$ 8,344.00
11/22/2019	38441	D. M. CONSTRUCTION CORP.	\$ 8,296.38
11/08/2019	ACH2034	Environmental Systems Research Institute	\$ 7,850.00
12/06/2019	ACH2091	ALLIED UNIVERSAL CORP.	\$ 7,153.44
11/08/2019	38436	XYLEM INC.	\$ 7,132.84
11/08/2019	ACH2038	Hach Company	\$ 6,805.29
12/06/2019	ACH2116	TKW CONSULTING ENGINEERS, INC.	\$ 6,757.80
12/06/2019	ACH2088	AECOM TECHNICAL SERVICES, INC.	\$ 5,837.00
11/08/2019	ACH2020	ALLIED ELECTRONICS, INC.	\$ 5,826.34
12/06/2019	ACH2114	STANTEC CONSULTING SERVICES	\$ 5,742.22
12/06/2019	ACH2120	VANASSE HANGEN BRUSTLIN, INC	\$ 5,459.26
12/24/2019	AUTO122419	PNC Bank	\$ 5,393.86
12/20/2019	ACH2134	CORONADO LAWN SERVICE OF FL	\$ 5,250.00
12/06/2019	ACH2102	Commercial Painting SWFL LLC	\$ 4,950.00
11/22/2019	ACH2063	CORONADO LAWN SERVICE OF FL	\$ 4,907.50
11/08/2019	ACH2040	JESSICA BENSON	\$ 4,595.09
12/06/2019	ACH2104	Entech	\$ 4,436.50
11/25/2019	AUTO112519	PNC Bank	\$ 4,370.82
11/22/2019	ACH2065	DIANE R. SALZ	\$ 4,250.00
12/20/2019	ACH2137	DIANE R. SALZ	\$ 4,250.00
11/22/2019	ACH2080	STANTEC CONSULTING SERVICES	\$ 4,121.20
12/06/2019	ACH2093	BENCHMARK ENVIROANALYTICAL INC	\$ 4,100.26
12/20/2019	38484	Integrated Fire & Security Solutions, Inc	\$ 4,096.40
12/06/2019	ACH2112	SIEMENS INDUSTRY, INC.	\$ 4,092.00
12/20/2019	38494	TAMPA ARMATURE WORKS, INC.	\$ 4,027.14
12/20/2019	ACH2122	ADVANTAGE COMMUNICATIONS, INC.	\$ 4,025.00
12/20/2019	38480	DVD Consulting Inc.	\$ 4,000.00
11/22/2019	ACH2079	SOUTHERN TANK AND PUMP	\$ 3,898.82
12/06/2019	ACH2105	FLUID CONTROL SPECIALTIES, INC.	\$ 3,850.00
12/20/2019	ACH2161	VOYAGER FLEET SYSTEMS, INC.	\$ 3,744.91
12/20/2019	ACH2147	LogMein, Inc.	\$ 3,499.77
12/06/2019	ACH2087	Advanced Overhead Systems	\$ 3,398.00
12/06/2019	ACH2098	CHARLOTTE COUNTY BCC - LANDFILL	\$ 3,361.38
11/22/2019	ACH2085	USA Bluebook	\$ 3,357.29
11/22/2019	ACH2056	AIRGAS SPECIALTY PRODUCTS	\$ 3,199.70
12/20/2019	ACH2155	SOUTHERN TANK AND PUMP	\$ 3,153.11
11/08/2019	ACH2019	AIRGAS SPECIALTY PRODUCTS	\$ 3,069.10
12/20/2019	ACH2124	AIRGAS SPECIALTY PRODUCTS	\$ 3,045.59
11/22/2019	38451	THE BANK OF NEW YORK MELLON	\$ 3,000.00
11/22/2019	ACH2086	VOYAGER FLEET SYSTEMS, INC.	\$ 2,941.85
12/20/2019	ACH2121	Adobe Systems Inc	\$ 2,848.20
11/08/2019	ACH2036	FLUID CONTROL SPECIALTIES, INC.	\$ 2,762.38
12/20/2019	ACH2133	Commercial Painting SWFL LLC	\$ 2,640.00
11/22/2019	38448	MAIN GATE ENTERPRISES INC.	\$ 2,606.00
11/08/2019	ACH2023	AWC, INC.	\$ 2,579.29
11/08/2019	38417	CED - Port Charlotte	\$ 2,544.28
11/22/2019	38449	MSC INDUSTRIAL SUPPLY CO.	\$ 2,268.42
11/08/2019	ACH2050	Technical Sales Corp	\$ 2,072.18
11/22/2019	ACH2059	BENCHMARK ENVIROANALYTICAL INC	\$ 2,062.26
12/20/2019	ACH2146	KING ENGINEERING ASSOCIATES INC	\$ 2,039.00
12/06/2019	38457	ANIXTER INC.	\$ 2,000.86
12/06/2019	38456	AMAZON	\$ 1,906.35
12/20/2019	ACH2151	Primary Flow Signal, Inc	\$ 1,750.00
12/20/2019	38498	U.S. BANK EQUIPMENT FINANCE	\$ 1,741.50
11/08/2019	ACH2035	EUROFINS EATON ANALYTICAL, LLC	\$ 1,738.00
12/20/2019	38486	MKI Services, Inc.	\$ 1,738.00
11/08/2019	ACH2047	SENSIDYNE, LP	\$ 1,642.66

PEACE RIVER MANASOTA REGIONAL WATER SUPPLY AUTHORITY**CHECK REGISTER: NOVEMBER & DECEMBER 2019****By Amount Largest to Smallest****PUBLIC FUNDS INTEREST CHECKING (PNC)**

Date	Document Number	Payee Name / Description	Amount
11/08/2019	38425	FENDER'S TIRE & BATTERY INC.	\$ 1,613.00
11/08/2019	38424	DESOTO COUNTY WATER UTILITY	\$ 1,606.59
11/08/2019	38418	CENTURYLINK	\$ 1,597.45
12/20/2019	38476	CENTURYLINK	\$ 1,595.05
12/20/2019	ACH2160	VANASSE HANGEN BRUSTLIN, INC	\$ 1,556.34
12/06/2019	ACH2113	SIMS CRANE & EQUIPMENT	\$ 1,476.60
11/22/2019	ACH2054	AECOM TECHNICAL SERVICES, INC.	\$ 1,467.50
12/20/2019	ACH2139	Hach Company	\$ 1,248.30
11/22/2019	ACH2055	Air Mechanical & Service Corp.	\$ 1,212.25
11/08/2019	38435	Under Pressure Washing LLC	\$ 1,195.00
12/06/2019	ACH2106	Hach Company	\$ 1,189.33
12/20/2019	38483	HOME DEPOT	\$ 1,185.37
11/08/2019	ACH2041	KEETON'S OFFICE & ART SUPPLY	\$ 1,115.55
11/08/2019	38434	THERMO ELECTRON NORTH AMERICA LLC	\$ 1,103.00
11/08/2019	ACH2017	Advanced Overhead Systems	\$ 1,065.00
11/22/2019	38453	U.S. BANK EQUIPMENT FINANCE	\$ 1,052.67
11/08/2019	38426	Fisher Scientific	\$ 1,029.58
11/08/2019	ACH2033	ENDRESS+HAUSER, INC.	\$ 1,027.72
12/06/2019	38468	SOLINST CANADA LTD	\$ 961.27
11/08/2019	ADBT110819	STATE OF FLORIDA DISBURSEMENT UNIT	\$ 897.29
11/22/2019	ADBT112219	STATE OF FLORIDA DISBURSEMENT UNIT	\$ 897.29
12/06/2019	ADBT120619	STATE OF FLORIDA DISBURSEMENT UNIT	\$ 897.29
11/22/2019	ACH2069	Hach Company	\$ 870.47
12/06/2019	38461	Fisher Scientific	\$ 862.13
12/06/2019	ACH2092	ATKINS NORTH AMERICA, INC.	\$ 805.04
12/20/2019	38495	THE BANK OF NEW YORK MELLON	\$ 750.00
12/20/2019	38501	WOMACK SANITATION INC.	\$ 750.00
11/08/2019	38415	AMAZON	\$ 713.14
11/08/2019	ACH2051	TRANSCAT, INC.	\$ 705.62
12/20/2019	adbt122019	STATE OF FLORIDA DISBURSEMENT UNIT	\$ 699.29
12/20/2019	38474	Buffalo Graffix	\$ 685.00
12/20/2019	38493	SMITH RANCH & GARDEN, INC.	\$ 661.50
12/20/2019	ACH2152	PRO-CHEM INC.	\$ 600.08
11/08/2019	ACH2030	CORONADO LAWN SERVICE OF FL	\$ 575.00
11/22/2019	ACH2083	TRANSCAT, INC.	\$ 540.62
12/06/2019	ACH2101	CINTAS FIRE 636525	\$ 539.00
12/20/2019	ACH2128	BENCHMARK ENVIROANALYTICAL INC	\$ 537.42
12/20/2019	38471	ALLIANCE FIRE & SAFETY	\$ 536.25
11/22/2019	ACH2070	HAWKINS, INC.	\$ 512.00
11/22/2019	38455	WOMACK SANITATION INC.	\$ 498.00
12/06/2019	ACH2090	ALLIED ELECTRONICS, INC.	\$ 495.00
11/22/2019	ACH2075	JAN-PRO CLEANING SYSTEMS OF SW FLORIDA	\$ 495.00
12/06/2019	ACH2119	USA Bluebook	\$ 481.27
12/06/2019	38464	MSC INDUSTRIAL SUPPLY CO.	\$ 441.72
12/20/2019	38475	CED - Port Charlotte	\$ 430.50
11/08/2019	ACH2045	NATIONAL BUSINESS FURNITURE, LLC	\$ 409.52
12/20/2019	ACH2149	MCMASTER-CARR SUPPLY CO	\$ 390.68
12/20/2019	38481	Fisher Scientific	\$ 385.42
11/08/2019	38421	CINTAS	\$ 384.73
12/06/2019	ACH2110	METTLER-TOLEDO, LLC	\$ 384.38
12/20/2019	ACH2145	KEETON'S OFFICE & ART SUPPLY	\$ 383.78
12/06/2019	38470	DMS-FINANCIAL MGMT SERVICES	\$ 378.42
12/06/2019	ACH2103	CRUMPTON WELDING SUPPLY	\$ 370.79
12/20/2019	ACH2135	CRUMPTON WELDING SUPPLY	\$ 370.79
11/22/2019	ACH2067	FLUID CONTROL SPECIALTIES, INC.	\$ 360.00
11/08/2019	ACH2048	SHALINA ODEGARD	\$ 336.00
11/08/2019	ACH2046	SAMUEL STONE	\$ 333.68
11/22/2019	ACH2077	KEETON'S OFFICE & ART SUPPLY	\$ 333.05
12/06/2019	38467	SMITH RANCH & GARDEN, INC.	\$ 330.75
12/20/2019	38485	Manatee County Utilities Department	\$ 323.53

PEACE RIVER MANASOTA REGIONAL WATER SUPPLY AUTHORITY**CHECK REGISTER: NOVEMBER & DECEMBER 2019****By Amount Largest to Smallest****PUBLIC FUNDS INTEREST CHECKING (PNC)**

Date	Document Number	Payee Name / Description	Amount
11/08/2019	ACH2024	BENCHMARK ENVIROANALYTICAL INC	\$ 318.00
11/08/2019	38429	Manatee County Utilities Department	\$ 308.91
11/22/2019	ACH2078	PHENOVA, INC.	\$ 296.76
12/20/2019	ACH2156	SUNSHINE ACE HARDWARE	\$ 293.13
12/06/2019	ACH2089	AIRGAS USA, LLC	\$ 285.88
12/06/2019	38466	SARASOTA HERALD TRIBUNE	\$ 261.25
11/08/2019	ACH2052	TRULY NOLEN BRANCH 079	\$ 258.00
12/20/2019	ACH2157	TRANSCAT, INC.	\$ 253.45
11/08/2019	ACH2022	ASWATHY WARRIER (V)	\$ 251.44
11/22/2019	38445	JAN-PRO OF MANASOTA	\$ 249.00
12/20/2019	ACH2143	JAN-PRO OF MANASOTA	\$ 249.00
12/20/2019	38497	TRACTOR SUPPLY COMPANY CREDIT PLAN	\$ 247.97
12/06/2019	ACH2117	TRANSCAT, INC.	\$ 243.55
11/08/2019	ACH2049	SOUTHERN TANK AND PUMP	\$ 238.98
11/08/2019	38416	AWWA	\$ 238.00
11/08/2019	ACH2044	Mike Coates (v)	\$ 224.61
11/08/2019	ACH2042	MADER ELECTRIC, INC.	\$ 224.07
11/22/2019	ACH2068	FRONTIER COMMUNICATIONS	\$ 220.98
12/20/2019	ACH2138	FRONTIER COMMUNICATIONS	\$ 220.98
11/08/2019	ACH2032	Doug Morton	\$ 218.96
11/08/2019	38430	REXEL	\$ 218.64
11/08/2019	ACH2025	BLUSITE SOLUTIONS OF SOUTHWEST FLORIDA	\$ 217.50
12/06/2019	ACH2095	BLUSITE SOLUTIONS OF SOUTHWEST FLORIDA	\$ 217.50
11/22/2019	ACH2072	IDEXX DISTRIBUTION INC	\$ 213.52
11/22/2019	ACH2057	ALL FLORIDA WATER-TAMPA	\$ 211.58
12/20/2019	ACH2125	ALL FLORIDA WATER-TAMPA	\$ 211.58
12/20/2019	ACH2132	CINTAS FIRE 636525	\$ 210.00
11/08/2019	ACH2029	Commerical Fire & Communications	\$ 200.00
12/20/2019	ACH2144	JORDEN RAMOS	\$ 200.00
11/08/2019	ACH2018	Air Mechanical & Service Corp.	\$ 195.00
12/06/2019	38458	CINTAS	\$ 194.47
12/06/2019	ACH2109	KEETON'S OFFICE & ART SUPPLY	\$ 188.26
12/20/2019	38491	SARASOTA HERALD TRIBUNE	\$ 187.00
12/06/2019	38469	COLE-PARMER INSTRUMENT CO.	\$ 168.83
11/22/2019	38452	THE SUN	\$ 163.02
12/20/2019	ACH2127	ANN LEE	\$ 158.00
11/08/2019	ACH2053	UPS	\$ 151.57
11/22/2019	38440	CHARLOTTE PLUMBING K & BATH INC.	\$ 147.00
11/08/2019	ACH2016	AAA Cooper Transportation	\$ 139.83
12/20/2019	38496	THE SUN	\$ 118.69
11/22/2019	ACH2081	SUNSHINE ACE HARDWARE	\$ 110.21
12/06/2019	38465	QUALITY STARTER & ALT SER INC.	\$ 101.45
12/20/2019	38490	QUALITY STARTER & ALT SER INC.	\$ 101.15
11/22/2019	38438	Braden River Utilities, LLC	\$ 96.69
12/20/2019	38488	PETTY CASH - ADMIN	\$ 96.00
12/20/2019	38477	CHENANGO SUPPLY CO., INC.	\$ 92.19
11/08/2019	38433	SPECIALTY PARTS	\$ 84.00
11/22/2019	38450	NaturZone Pest Control	\$ 76.00
12/20/2019	38487	NaturZone Pest Control	\$ 76.00
12/20/2019	ACH2159	UPS	\$ 69.99
12/20/2019	38473	Braden River Utilities, LLC	\$ 67.41
11/22/2019	38444	HOME DEPOT	\$ 63.09
11/08/2019	38420	CHENANGO SUPPLY CO., INC.	\$ 63.02
12/20/2019	38499	UPS SUPPLY CHAIN SOLUTIONS, INC.	\$ 50.64
11/22/2019	ACH2082	SUNSHINE STATE ONE CALL OF FL, INC.	\$ 50.27
12/06/2019	ACH2115	SUNSHINE STATE ONE CALL OF FL, INC.	\$ 50.27
11/08/2019	38423	COLE-PARMER INSTRUMENT CO.	\$ 45.20
12/20/2019	38478	COLE-PARMER INSTRUMENT CO.	\$ 43.05
11/22/2019	38437	BILL'S BOTTLED WATER SERVICE	\$ 42.75
12/06/2019	ACH2118	UPS	\$ 37.57

PEACE RIVER MANASOTA REGIONAL WATER SUPPLY AUTHORITY

CHECK REGISTER: NOVEMBER & DECEMBER 2019

By Amount Largest to Smallest

PUBLIC FUNDS INTEREST CHECKING (PNC)

Date	Document Number	Payee Name / Description	Amount
12/20/2019	38479	DESOTO AUTOMOTIVE ENTERPRISES INC	\$ 36.06
12/20/2019	ACH2123	Agilent Technologies Inc	\$ 32.40
11/22/2019	ACH2084	UPS	\$ 30.76
12/06/2019	ACH2100	CHRISTOPHER M ROGERS	\$ 28.00
12/20/2019	38472	BILL'S BOTTLED WATER SERVICE	\$ 27.00
11/08/2019	38432	SHIPPING POST	\$ 26.66
12/20/2019	38492	SHIPPING POST	\$ 26.66
11/22/2019	38447	L.I.S. INC.	\$ 25.17
11/22/2019	38454	VERIZON WIRELESS	\$ 21.17
12/20/2019	38500	VERIZON WIRELESS	\$ 15.97
11/22/2019	38442	DEX IMAGING	\$ 8.00
12/06/2019	38462	FLORIDA DEPT OF TRANSPORTATION	\$ 5.36
12/06/2019	38459	COLE-PARMER INSTRUMENT CO.	\$ -
12/06/2019	38460	DMS-FINANCIAL MGMT SERVICES	\$ -
Total			\$ 4,177,939.46

PEACE RIVER MANASOTA REGIONAL WATER SUPPLY AUTHORITY
CHECK REGISTER: NOVEMBER & DECEMBER 2019

CONSTRUCTION CHECKING (PNC)

Date	Document Number	Payee Name / Description	Amount
11/22/2019	CACH73	AECOM TECHNICAL SERVICES, INC.	\$ 23,323.00
12/06/2019	CACH74	TKW CONSULTING ENGINEERS, INC.	\$ 12,977.50
12/20/2019	CACH75	AECOM TECHNICAL SERVICES, INC.	\$ 6,337.00
12/20/2019	CACH76	GARNEY CONSTRUCTION	\$ 474,597.05
12/20/2019	CACH77	KING ENGINEERING ASSOCIATES INC	\$ 86,502.72
12/20/2019	CACH78	L. Cobb Construction, Inc	\$ 72,113.53
12/20/2019	CACH79	TKW CONSULTING ENGINEERS, INC.	\$ 3,830.00
Total			\$ 679,680.80

PEACE RIVER MANASOTA REGIONAL WATER SUPPLY AUTHORITY

CHECK REGISTER: NOVEMBER & DECEMBER 2019

Alphabetically by Vendor

CONSTRUCTION CHECKING (PNC)

Date	Document Number	Payee Name / Description	Amount
11/22/2019	CACH73	AECOM TECHNICAL SERVICES, INC.	\$ 23,323.00
12/20/2019	CACH75	AECOM TECHNICAL SERVICES, INC.	\$ 6,337.00
12/20/2019	CACH76	GARNEY CONSTRUCTION	\$ 474,597.05
12/20/2019	CACH77	KING ENGINEERING ASSOCIATES INC	\$ 86,502.72
12/20/2019	CACH78	L. Cobb Construction, Inc	\$ 72,113.53
12/06/2019	CACH74	TKW CONSULTING ENGINEERS, INC.	\$ 12,977.50
12/20/2019	CACH79	TKW CONSULTING ENGINEERS, INC.	\$ 3,830.00
Total			\$ 679,680.80

PEACE RIVER MANASOTA REGIONAL WATER SUPPLY AUTHORITY

CHECK REGISTER: NOVEMBER & DECEMBER 2019

By Amount Largest to Smallest

CONSTRUCTION CHECKING (PNC)

Date	Document Number	Payee Name / Description	Amount
12/20/2019	CACH76	GARNEY CONSTRUCTION	\$ 474,597.05
12/20/2019	CACH77	KING ENGINEERING ASSOCIATES INC	\$ 86,502.72
12/20/2019	CACH78	L. Cobb Construction, Inc	\$ 72,113.53
11/22/2019	CACH73	AECOM TECHNICAL SERVICES, INC.	\$ 23,323.00
12/06/2019	CACH74	TKW CONSULTING ENGINEERS, INC.	\$ 12,977.50
12/20/2019	CACH75	AECOM TECHNICAL SERVICES, INC.	\$ 6,337.00
12/20/2019	CACH79	TKW CONSULTING ENGINEERS, INC.	\$ 3,830.00
Total			\$ 679,680.80

***PEACE RIVER MANASOTA REGIONAL WATER SUPPLY AUTHORITY
BOARD OF DIRECTORS MEETING
January 31, 2020***

**ROUTINE STATUS REPORTS
ITEM 3**

Regional Integrated Loop System Phase 1 Interconnect Project [U.S. 17 to Punta Gorda]

Project Status Report

Project: Regional Integrated Loop System Phase 1 Interconnect Pipeline Project
[U.S. 17 to Punta Gorda]

Date: January 31, 2020

Prepared by: Ford Ritz, P.E., Project Engineer

The following information summarizes the project description and current status. (see attached conceptual pipe route map).

Project Description

The Phase 1 Interconnect will provide a plant-to-plant connection between the Peace River Facility in DeSoto County with the Punta Gorda Shell Creek Water Treatment Plant in Charlotte County. The project will support the City in meeting drinking water quality requirements through blending with regional supply, provide back-up water supply to the DeSoto County system, and improve regional and local water supply system reliability. The Phase 1 Pipeline is bi-directional and is envisioned to deliver up to 4-million gallons per day (mgd) of regional finished water to the City's Shell Creek Facility and to receive up to 2-mgd from the Shell Creek Facility. The estimated project cost is \$12-million.

The project scope includes:

- Approximately 6.3 miles of a minimum of 24-inch diameter pipeline
- A subaqueous crossing of Shell Creek by Horizontal Directional Drilling (HDD)
- Metering/SCADA and telemetry at connection facilities
- Need for pumping and storage facilities (evaluated during design)
- Conceptual route(s) (evaluated during design).

The Phase 1 Interconnect begins at the terminus of the regional system's DeSoto Regional Transmission Main on U.S. 17 at the DeSoto/Charlotte County line, continues south along U.S. 17, east and south along Washington Loop Road, south along Three Rivers Road adjacent to an abandoned railroad corridor, and across Shell Creek to the City's Shell Creek WTP.

Current status

The Phase 1 Interconnect was Board approved for Design by King Engineering Associates, Inc. (King) on February 25, 2016. Bids were solicited from pre-qualified contractors (6) on October 4, 2018. The Bid Opening was held on November 7, 2018, five of the six, pre-qualified bidders submitted bids. The apparent low bidder was Reynolds Construction with a bid price of \$8,228,000. At the December 5, 2018 Board Meeting, Reynolds was awarded the Construction Contract, and King Engineering's Work Order for Construction Phase Services was approved. Additionally, the Board approved negotiations for final property acquisition. Subsequently, required property was acquired. The Authority issued the Notice to Proceed to Reynolds on

January 24, 2019. Change Order No. 1 for weather delays (30-calendar days) due to abnormal rainfall in July and August was Board Approved on October 2, 2019.

The horizontal directional drill and pullback of the water pipeline under Shell Creek was completed in July 2019. Approximately 3,500-ft of 32-inch (outside diameter) high density polyethylene (HDPE) was pulled into place, upland to upland, to avoid environmentally sensitive areas. To date the Contractor has installed approximately 10,000-lf of 24-inch, ductile iron pipe (DIP) along U.S. 17 and 300-lf of pipe on the south side of Shell Creek.

Project photographs.



Gopher tortoises being relocated.



Horizontal Directional Drill Rig



HDPE pipe fused and ready for
Pullback on north side of Shell
Creek, July 6, 2019



Drill Rod attached to pulling head on HDPE pipe for
Pullback - north side of Shell Creek – July 7, 2019



Jack and Bore Preparation at Shell Creek Reservoir,
Dam Road – South Side of Shell Creek Nov. 2019



Pipe installation from south end of HDD, crossing under Shell Creek, Towards Shell Creek WTP – January 2020

Project History Briefing

Project: Regional Integrated Loop System Phase 1 Interconnect Pipeline Project
[U.S. 17 to Punta Gorda]

Date: January 31, 2020

Prepared by: Ford Ritz, P.E., Project Engineer

The following information summarizes the historical milestones and events of the Regional Integrated Loop System Phase 1 Interconnect.

- July 24, 2015 - The Authority Advertised for Consultant Statement of Qualifications (SOQs) for engineering design and construction management services for the Phase 1 Regional Interconnect Pipeline Project.
- August 25, 2015 - Deadline for consultant SOQ package. Five SOQ packages were timely received by the following:
 - Atkins North America, Inc.
 - Johnson Engineering, Inc.
 - Kimley Horn and Associates, Inc.
 - King Engineering Associates, Inc.
 - TKW Consulting Engineers, Inc.
- August 28, 2015 - Electronic Copies of the SOQ Packages were distributed to member and customer utility directors and the SWFWMD for feedback or comments. Feedback was requested by September 14, 2015.
- Sept. 22, 2015 - A short list of three Consultants were listed in alphabetical order and posted on the Authority Web Site.
 - Atkins North America, Inc.
 - King Engineering Associates, Inc.
 - TKW Consulting Engineers, Inc.
- October 7, 2015 - Short listed consultants gave their presentations and were interviewed by the Authority Board. King Engineering Associates, Inc. was selected by the Board for the Phase 1 Project.
- December 2, 2015 - The Authority Board approved the Interlocal Agreement for the Phase 1 Regional Interconnect Between the PRMRWSA and the City of Punta Gorda.
- December 2, 2015 - The Consent Request for approval of the Authority/Punta Gorda Phase 1 Interconnect Project was submitted to the Charlotte County Board of County Commissioners.

- February 23, 2016 - Charlotte County Board of County Commissioners granted Consent for the Phase 1 Interconnect Project.
- February 25, 2016 - The Authority Board (Special Board Meeting) Approved the following:
 - The Interlocal Agreement between PRMRWSA and DeSoto County for the Phase 1 Regional Interconnect.
 - The Cooperative Funding Agreement between the SWFWMD and PRMRWSA for the Phase 1 Regional Interconnect for a total of \$12 million. Subdivided into Punta Gorda payment of \$2 million, State Appropriations of \$4 million and SWFWMD Cooperative Funding of \$6 million.
 - The Contract for Professional Engineering Services for Design and Construction Management/Inspection for the Phase 1 Regional Interconnect with King Engineering Associates, Inc. King).
 - Work Order No. 1 for Preliminary Design Services of Phase 1 with King in the amount of \$278,760. The effort for completion of Work Order 1 is 180- calendar days from the Notice-to-Proceed date.
- March 5, 2016 - Pending execution of the Cooperative Funding Agreement between the SWFWMD and PRMRWSA for the Phase 1 Regional Interconnect the Notice-to-Proceed was issued to King for Work Order 1, Preliminary Design Services.
- March 15, 2016 - The Phase 1 Interconnect kickoff meeting was held at the Peace River Facility. The meeting was attended by Authority staff, SWFWMD, King and the City of Punta Gorda.
- April/May 2016 - On April 18, 2016, a Coordination Meeting was held with Florida Power and Light, regarding Easements/ROW on potential project Routes. The meeting was attended by King, Authority, and FPL.

On April 28, 2016, a Project Progress Meeting held. The meeting was attended by the Desoto County, SWFWMD, King and Authority staff. Items discussed included:

1. Status of Preliminary Engineering Effort
2. Project Metering and SCADA requirements
3. Operations of Project Prairie by Desoto County
4. Status of Route Evaluations
5. Schedule for BODR

On May 10, 2016, a Project Progress meeting was held with the Desoto County at the South Booster Station/Project Prairie site. The meeting was attended by Desoto County, King, and Authority staff. The group toured the site including the pump building, yard piping routes, and meter assemblies. Desoto County described how water flow is control at the Booster Station. Phase 1 yard-piping, meters and telemetry alternatives as well as potential site locations for new meter assemblies were discussed.

Also on May 10, 2016 a Project Progress meeting was held with Punta Gorda at the Shell Creek Water Treatment Plant. The meeting was attended by Punta Gorda, King and

Authority staff. Phase 1 connection points at the Plant, metering, and telemetry were discussed. Coordination between the Phase 1 and the City's RO Plant construction schedules were also discussed. The group toured the Shell Creek reservoir and dam. King explained alternate construction methods for crossing Shell Creek that are being evaluated. The City plans to implement and operate Phase 1 flow control set points similar to the current Phase 1A flow control scheme.

- June/July 2016 - On June 23, 2016, a Project Progress Meeting was held. The meeting was attended by the City of Punta Gorda, Desoto County, SWFWMD, King and Authority staff. Items discussed included:
 1. Status of Preliminary Engineering Effort
 2. Pipeline Hydraulics, including City, and County demands and delivery points. An interim connection at Shell Creek was discussed since the Phase 1 Interconnect is scheduled to be completed prior to the Shell Creek RO Facility.
 3. Status of Route Evaluations; discussions focused on Phase 1 Interconnect Routes evaluated in the 2006 Routing Study (4-Routes) and a new Route 5, per King.
 4. Discussions/concerns regarding the Hendrickson Dam embankments, including embankment geotechnical issues that occurred during the 2009 Dam Improvements Project.
 5. Pros and cons for pipe crossing methods/locations @ Shell Creek.
 6. Land Requirements for the new Route 5 (west of the Hendrickson Dam) adjacent to the FPL ROW.
 7. Next period King will complete the Route Evaluation which includes re-evaluation of 4-routes from the 2006 Regional Integrated Loop System Feasibility/Routing Study and Route-5 per King.
 8. A Public Meeting for the Phase 1 Interconnect will be schedule in early August.
 9. Development of the Basis of Design Report by King is on schedule and on budget.

- August/Sept. 2016 - On August 11, 2016, a Project Information Meeting was held at the Laishley Park Municipal Marina in Punta Gorda from 6:00pm to 8:00pm. In addition to private citizens, the meeting was attended by the City of Punta Gorda, Charlotte County, SWFWMD, King and Authority staff. Three potential routes, Route 1, Route 2 and Route 5, were shown on poster boards and discussed with attendees. Private citizens were provided with comment cards and asked to provide a preference ranking of the routes.

Poster boards regarding, how the Phase 1 pipeline fits into the Authority's Regional Vision for transmission mains to interconnect water treatment plants, project goals, funding sources, construction methods for crossing Shell Creek and Schedule were also shown and discussed with attendees.

The Project Information Meeting was advertised in local papers and over 250 letters of invitation were sent out to residents and businesses along prospective routes, and to Local and State government officials.

On August 17, 2016 an Operations Coordination Meeting was held with the City of Punta Gorda to discuss operations, meter configurations and instrumentation, residuals and connection points for the Phase 1 Interconnect at the Shell Creek Water Treatment Plant.

Much of the meeting focused on interim operation of the Phase 1 Interconnect prior to the City's Reverse Osmosis Treatment Plant coming on line. The meeting was attended by King, City and Authority staff.

On September 15, 2016 an Operations Coordination Meeting was held with Desoto County to review the status of the Phase 1 Project with the County and to discuss future operations, meter configurations, instrumentation and connection points for the Phase 1 Interconnect at the County's Project Prairie facility.

The Authority is currently reviewing draft sections of the Basis of Design report. King Engineering Associates continues to evaluate pipeline routes, and develop preliminary design requirements and Opinion of Probable Construction Costs for each prospective pipeline route.

- Oct./Nov. 2016 - On September 26th King submitted the preliminary draft of the Basis of Design Report (BODR) to the Authority. The Authority reviewed and forwarded comments to King on October 6th. The preliminary draft BODR did not include results for soil borings in Shell Creek at the proposed Route 2 and Route 5 creek crossings as discussed below. Per the preliminary draft BODR, Route 2 is now proposed to cross downstream of the Hendrickson Dam (previously it was going to cross upstream of the Dam). The Route 2 Shell Creek crossing by horizontal directional drill was moved downstream because it is shorter/less expensive.

King's Geotechnical sub-consultant performed soil borings at Routes 2 and 5 in Shell Creek in the vicinity of the horizontal directional drill (HDD) creek crossings. The proposed Route 2 HDD creek crossing is approximately 300-lf downstream of the Hendrickson Dam. The proposed Route 5 HDD creek crossing is about 1.5 miles downstream of the Hendrickson Dam adjacent to a Florida Power and Light power line crossing. The soil borings were performed during the last week of September. The soil boring report was submitted to King October 11th. King evaluated the results of the soil borings for inclusion in the final draft of the Phase 1 draft BODR.

On November 1, 2016 a progress meeting was held with King and Authority Staff.

On November 16, 2016 King submitted the final draft of the Phase 1 Interconnect BODR which evaluated 3 route alternatives. Based on preliminary engineering evaluation and analysis Route 2 was recommended.

On November 17, 2016 the final draft of the Phase 1 Interconnect BODR was submitted to Charlotte County, Desoto County, Manatee, and Sarasota Counties as well as the City of North Port, the City of Punta Gorda, SWFWMD and FDEP for feedback. Review comments to the Authority are anticipated to be received by December 17, 2016.

- Dec. 2016 & Jan. 2017 - At the December 7, 2016 Board Meeting, King presented the Phase 1 Interconnect, final draft Basis of Design Report (BODR). Three routes were assessed by King during preliminary engineering. King recommended Route 2, which follows the

original Phase 1 Interconnect Route from the 2006 60%-complete Phase 1 Design Build Project, with the following exceptions:

- New Pipeline is not in or on the Hendrickson Dam embankments
- As currently proposed, the Pipeline crosses Shell Creek by Horizontal Directional Drilling (HDD) downstream of the Hendrickson Dam, upland to upland.

The Engineer's Opinion of Probable (Total) Cost for the new Phase 1 Pipeline is \$11,960,000. The Phase 1 Pipeline is scheduled to be operational by February 2020. In November the final draft of the BODR was submitted to Charlotte, Desoto, Sarasota and Manatee Counties, the Cities of North Port, and Punta Gorda, the South West Florida Water Management District (SWFWMD) and the Florida Department of Environmental Protection (FDEP) for feedback. Review questions and comments were forwarded to King in December 2016 and January 2017 and incorporated into the Final BODR.

In January 2017 King submitted Work Order 2 'Design, Permitting and Bidding Services' for the Phase 1 Interconnect. Work Order No. 2 to King, includes survey, geotechnical services, design, permitting, property acquisition services, and bidding services. These project activities cover a 23-month schedule with design and permitting efforts completed in the fall of 2018 allowing selection of a contractor for construction in January 2019. The Authority negotiated with King and then forward Work Order No. 2 with King to Desoto, Charlotte, Sarasota and Manatee Counties, the Cities of Punta Gorda and North Port, SWFWMD and FDEP for feedback.

- February & March 2017 - The Board approved King's Work Order 2 for 'Design, Permitting and Bid Phase Services at the February 1, 2017 Board Meeting. King was issued the Notice-To-Proceed for Work Order 2 on February 10th. A Kickoff Meeting for the Design Phase was held on February 15th.

On March 1st a meeting was held with King, the Authority and the president of the Three Rivers Home Owners Association to discuss the proposed horizontal direction drilling (HDD) alignment at Shell Creek. The Three Rivers HOA does not have any issues with the proposed HDD alignment passing under the HOA's boat ramp property located on the north side shore of Shell Creek, downstream of the Hendrickson Dam. Additionally, King has been in communication with private property owners along the proposed (HDD) route at Shell Creek where easements may be required.

On March 6th an Operations Coordination meeting was held with the City of Punta Gorda at the Shell Creek Facility (SCF). Discussions focused on the Phase 1 Interconnect connection at the SCF, use of proposed pumps in the existing clear well to be dedicated to the Phase 1 Interconnect (for pumping flows south to north), communications from the new meter station to the SCF via fiber, and power for the new meter station.

- In March geotechnical boring were performed in and around Shell Creek for the proposed horizontal direction drilling subaqueous crossing of Shell Creek. The dam transects survey for the HDD alignment was also completed. Identification, collection of information and

survey of environmental sensitive areas is underway for permitting in the vicinity of Shell Creek.

During this period King has completed the majority of the topo survey of the Phase 1 Interconnect alignment. King provided proposed plan drawings of the alignment to other utility providers along the Phase 1 route to coordinate and identify potential infrastructure conflicts. The Project design drawings are 30% +/- complete. Currently, the Project is on time and on budget.

- April & May 2017 - Project Progress Meetings were held on April 25th and May 10th and attended by King the Authority, SWFWMD (April) and the City of Punta Gorda (April). Geotechnical Work for the Shell Creek Horizontal Direction Drilling (HDD) crossing was completed in May. King is currently refining the HDD alignment across Shell Creek. When the HDD alignment is selected, a bathymetric survey of the proposed alignment and the mean high water survey will be performed.

King's land agent met with property owners and representatives of the Three Rivers Home Owners Association on May 16th to discuss potential easements for the Phase 1 Pipeline alignment/HDD at Shell Creek.

King and the Authority met with the FDEP regarding pre-application for the Environmental Resources Permit (ERP) on May 16th. On May 24rd King and the Authority met with the U.S. Army Corps of Engineering (ACOE) regarding pre-application for the ACOE Permit for the entire proposed pipeline alignment.

This period topographic survey for the Phase 1 Interconnect alignment was completed. Survey of subsurface utilities, was also completed. Additionally, survey of environmental sensitive areas for permitting was completed. King submitted proposed design drawing for the pipeline route with profiles. The project design drawings are 50% +/- complete. Currently the project is on budget and schedule.

- June & July 2017 - On June 20th a Project Progress Meetings was held and attended by King the Authority and SWFWMD. King reviewed pipeline plan and profile, and meter station progress, drawings. Engineering evaluations regarding pipe selection (wall thickness and corrosion control) were discussed. Additionally, the proposed table of contents for Project Specifications was reviewed.

On April 10th the Authority requested an Amendment to the SWFWMD Cooperative Funding Agreement (CFA) to the revise the Contract Period Schedule. On June 13th SWFWMD returned the Amendment to the Agreement for signature by the Authority. The Authority returned signed the Amendment to SWFWMD on June 19th.

The draft USACOE permit and FDEP ERP permits have been drafted by King sub-consultants and are under review by King Engineering.

This period the Tidal Study at Shell Creek was accepted by the FDEP (May 23, 2017). King

has also completed the Bathymetric Survey for the proposed Horizontal Directional Drilling (HDD) alignment across Shell Creek.

On June 12th, King and their Land Agent (FLAA) and the Authority met with General Counsel/Manson Bolves Donaldson P.A. to discuss property procurement for the pipeline alignment at Shell Creek. Easement documents, and legal descriptions and sketches, are being developed.

The Phase 1 Project design is approximately 60% complete. The Project is currently on budget and schedule.

- August & September 2017 - On August 11, 2017 a Project Progress Meetings was held and attended by King and the Authority to discuss operations parameters for the Phase 1 Interconnect. Meetings are scheduled with the City of Punta Gorda and Desoto County to discuss control strategies at the Shell Creek Water Treatment Plant and the Desoto County South Booster Station for inclusion in Kings 60% design submittal.

The USACOE permit application was submitted on September 5, 2017. The Florida Department of Transportation permit application for the Phase 1 alignment will be submitted in early October. The Florida Department of Environmental Conservation Environmental Resources Permit (ERP) is on schedule to be submitted subsequent to the 90% design in December 2017.

Sketches and legal descriptions have been completed for all property owners along the Horizontal Direction Drilling (HDD) alignment on both sides of Shell Creek. Estimated costs for permanent and temporary utility easements have been established for discussion with the property owners. Currently the Authority and General Counsel (Manson, Bolves, Donaldson, P.A.) and King are coordinating to secure easements on private property under Shell Creek and on state owned submerged lands as required to obtain the Sovereignty Submerged Lands easement (SSL). The bathymetric survey for the HDD alignment will be scheduled subsequent to obtaining private property easements and the state SSL easement at Shell Creek.

King submitted the 60% design (drawing, specifications and revised opinion of construction cost) to the Authority for review. The project and is currently on budget and schedule.

- October & November 2017 – On September 27, 2017 an Operations Coordination meeting was held with the City of Punta Gorda to discuss the Meter Station control valve, and valving that will be installed on the Shell Creek WTP site. On October 3, 2017 the 60% design was submitted to the FDEP, which was subsequently was found to be acceptable by the FDEP. On October 5, 2017 the 60% design was submitted to the SWFWMD which was subsequently found to be acceptable. On October 24, 2017 the 60% design meeting was held with King and the Authority. On October 31, 2017 King submitted the Pipe Wall Thickness Memo for the Phase 1 pipeline. King also completed the bathymetric survey for the Shell Creek HDD crossing in October.

On November 21, 2017 King submitted the FDOT Permit Application for Phase 1. Property acquisition work continued. The FDOT Permit application was submitted. The FDEP ERP application is anticipated to be submitted in December. King is currently developing the 90% design submittal. The project is on schedule and on budget.

- December 2017 & January 2018 – On December 5, 2017 a meeting was held with Charlotte County Public Works to discuss Right-of-Way Permitting requirements for the Phase 1 Project. On December 13, 2017 King submitted the 90% Design Documents which were distributed to the SWFWMD, FDEP, City of Punta Gorda and Desoto County. King also completed hydraulic and transient modeling for the Phase 1 Interconnect. On December 28, 2017 the Environmental Resource Permit application was submitted to the FDEP. The Application included the Application for Authorization to Use State-Owned Submerged Lands at the Shell Creek crossing. All above permit application are under review by the respective agencies. The Gopher Tortoise Relocation Permit Application is anticipated to be submitted to the Florida Fish and Wildlife Conservation Commission in February. The Phase 1 Interconnect Project is on schedule and on budget
- February and March 2018 – King submitted the Phase 1 Interconnect 90% Design Documents on December 13, 2017. A Project Progress Meeting was held with King Engineering on February 12, 2018 to review the updated 90% Design Documents and to discuss permitting and land acquisition status.

On February 9, 2018 the Authority advertised Request(s) for Statement of Qualifications (RFSOQs) for Phase 1 Prime Contractors and Phase 1 Horizontal Directional Drilling (HDD) Subcontractors. The RFSOQs were advertised in local newspapers and posted on the Authority Web Page. On February 23, 2018 the Authority held a meeting with King Engineering to review and discuss Contractor written questions and Authority responses, regarding the RFSOQs. Two addendums for the RFSOQs were posted on the Authority Web Page on February 16, 2018 and February 27, 2018. The Authority received seven SOQs for Prime Contractors and five SOQs for HDD Subcontractors by the March 12, 2018, 2:00pm deadline. From March 12-19 SOQ submittals were evaluated. On March 15, 2018 King and the Authority met to discuss Contractor SOQs. King submitted a Memorandum on Contractor Prequalification in recommendations on March 19th. On March 20, 2018 the Authority posted a Notice-of-Intended-Decision on prequalified Prime Contractors and HDD Subcontractors on the Authority website.

The Application for the FDEP Environmental Resource Permit/State Owned Submerged Lands (SSL Easement) was submitted to the FDEP by King Engineering on December 28, 2017. To date the following actions have been taken:

- February 16, 2018 the FDEP Posted Permit 359802-001 on the FDEP Web Page.
- February 20, 2018 and March 1, 2018 King and the Authority held conference calls to discuss responses and clarifications of the posted permit
- March 1, 2018 King posted permit responses/clarifications on the FDEP Web Page
- March 1, 2018 the FDEP responded that a permit modification was required to address the HDD subaqueous route at Shell Creek.

- March 6, 2018 King and the Authority's Attorney held a conference call with the FDEP to discuss the Sovereignty Submerged Lands (SSL) Authorization associated with the Permit.
- March 7, 2018 King submitted /posted the permit modification application.
- March 9, 2018 FDEP noticed that they were in receipt of the permit modification application (359802-002) and the modification is under review.

The FDEP ERP 359802-002 is anticipated to be received by April 1, 2018.

The Phase 1 Gopher Tortoise Permit No. GTC-18-00072 was issued to the Authority on March 20, 2018.

The FDOT permit application (assigned Permit No. 2017-H-197-8) is still under review. We anticipated receiving the permit by May 1, 2018.

The Smith Property - Temporary Construction Easement, and Smith Property - Non-Exclusive Waterline Easement, were recorded in Charlotte County on March 7, 2018. King Engineering is currently having the remaining Phase 1 Interconnect easements (9) appraised for upcoming negotiations with property owners for prospective easements.

On March 21, 2018 a coordination meeting was held with King, the City of Punta Gorda and the Authority at the Shell Creek Water Treatment Plant (SCWTP) to discuss flushing and disinfection of the proposed Phase 1 Interconnect from the south side of Shell Creek to the SCWTP. The Phase 1 Interconnect Project is on schedule and budget.

- April and May 2018 – On April 4, 2018 the Board approved Contractors who prequalified based on review of their Statements-of-Qualification by King and the Authority. This included 6-Prime Contractors and 5-HDD Subcontractors.
 - Prime Contractors included: Felix Associates, Garney Construction, Metro Equipment Service, Reynolds Construction, Westra Construction, and Woodruff and Sons.
 - HDD Subcontractors included: Atlas Trenchless, DBE Utilities, ECI Drilling, MAXX HDD, and TB Landmark.

During April the Appraiser for King completed appraisals 6-easements. Subsequent to obtaining the appraisals Statement of Offer Packages were transmitted to 5-property owners for easements along the Phase 1 Pipeline alignment. On April 4th a meeting was held with King, Authority Attorneys (teleconference) and the Property Appraiser. On April 9th a meeting was held with King and FLAA (Land Agent) to discuss easements. On May 3, 2018 a meeting was held with King (teleconference) and Authority Attorneys to discuss strategies for obtaining required easements.

On April 13th the Drinking Water General Permit application was submitted to the FDEP. The FDEP reviewed and stated that a Drinking Water Specific Permit was required for the Phase 1 Project. On April 18th the Drinking Water Specific Permit application was submitted to the FDEP.

Phase 1 Permits to Date:

- Gopher Tortoise permit issued March 20, 2018
- USACOE permit issued March 28, 2018
- FDOT Permit issued April 11, 2018
- FDEP ERP/SSL –May 2018
- FDEP Drinking Water Specific Permit – May 2018

King submitted a Flushing and Disinfection Memo for the Phase 1 Interconnect on April 17, 2018.

The FDEP ERP 359802-002 is anticipated to be noticed in early May.

Property Acquisition / Easements

All property owners along the Phase 1 Interconnect alignment have been contacted.

- South Side of Shell Creek – easements have been obtained
- Shell Creek (properties in water) – Two property owners have been sent Statement Offer Packages
- North Side of Shell Creek – Three property owners have been sent Statement Offer Packages
- Desoto County – One easement, anticipated to be obtained in May.

The Phase 1 Interconnect Project is on schedule and budget. The Authority continues good faith negotiations with property owners for easements.

- June and July 2018

Permits:

On May 14, 2018 the FDEP ERP was advertised for Notice for 14-days. On May 28, 2018 the FDEP ERP was obtained by the Authority. On May 25, 2018 the FDEP Drinking Water Specific Permit was obtained by the Authority. Permits required to be obtained by the Owner have been acquired. These include the FDOT, FDEP ERP, FDEP Drinking Water, USACOE, and Gopher Tortoise, permits.

Easements and Property:

On May 30, 2018 a conference call was held with the Authority, King and Manson Group to discuss strategies to obtain easements. The Authority continues good faith negotiations with two property owners for easements. On June 22, 2018 Eminent Domain proceedings for easement takings, on four properties, were filed with the Circuit Court of Charlotte County. The Berkman Land Trust offered to sell two land parcels in lieu of selling an easement. These parcels are located on the north side of Shell Creek on both the west (pipeline alignment) and on the east side of the City Punta Gorda Reservoir dam. Both parcels are adjacent to the dam, the west parcel includes approximately 40 acres and the east parcel includes approximately 17 acres

Bidding Documents:

King Engineering submitted the Phase 1 Project draft Bidding Specifications to the Authority on June 8, 2018, and are currently under review by the Authority.

Schedule:

The Authority currently anticipates bidding the Phase 1 Project in mid-September and taking the Construction Contract and the Engineer's Work Order for Construction Phase Services to

the Board in December for approval. The Phase 1 Interconnect Project is on schedule, pending favorable easements acquisition, and on budget.

- August and September 2018

Easements and Property:

On August 23, 2018 a site visit /meeting regarding (Shell Creek Crossing) properties was conducted with the Authority Attorney to discuss outstanding easements.

Due to title complications with the Berkman Land Trust parcel on the east side of the Punta Gorda Reservoir Dam the Authority is only pursuing the purchase of the Land Trust parcel on the west side of the dam which coincides with the Phase 1 Pipeline alignment. On June 22nd Eminent Domain proceedings for easement takings, on four properties were filed with the Circuit Court of Charlotte County. The Authority continues good faith negotiations with these property owners.

Bidding Documents:

King Engineering submitted the Phase 1 Project draft Final Bidding Documents to the Authority on September 4, 2018. Documents are currently under review by the Authority.

Permit Summary

The following permits have been obtained for the Phase 1 Interconnect - FDEP-ERP, FDOT Utility Permit, USACOE Nationwide-12, FWC Gopher Tortoise, and FDEP Permit to Construct Drinking Water System.

SWFWMD:

On August 15, 2018 the Authority requested a Second Amendment to the funding Agreement No. 15C00000052.

Schedule:

The Authority currently anticipates soliciting bids from pre-qualified contractors this fall and award of the Construction Contract, and the Engineer's Work Order for Construction Phase Engineering Services, late this CY or early CY 2019.

- October and November 2018

Easements and Property:

On June 22nd Eminent Domain proceedings for easement takings, on four properties were filed with the Circuit Court of Charlotte County, Case No. 2018-CA-000581. The Authority anticipates reaching negotiated settlements for these properties, via Stipulated Order of Takings – Final Judgement in CY 2018. The Stipulated Settlements include three (3) Permanent Utility Easements and three (3) Temporary Construction Easements collectively. Based upon a favorable outcome, this will finalize property acquisition for the Project. The total cost (including filing fees) for the easements in Case No. 2018-CS-000581 has been negotiated for \$171,717.50.

The land purchase (Pin#402420151002 approximately 40-acres) from Jackowitz and Berkman Land Trust, for \$10,000, in lieu of a Permanent Utility Easement parcel purchase was recorded with Charlotte County on October 11, 2018. The parcel purchase for a Permanent Utility Easement from Walmart Stores was recorded in Desoto County on October 17, 2018. The purchase cost is \$2,600.

Bid Phase:

King Engineering submitted the Phase 1 Project Final Bidding Documents to the Authority on October 1, 2018. On October 4, 2018 Bid were solicited from pre-qualified bidders. The Mandatory Pre-Bid Meeting was held on October 11, 2018. On October 25 Addendum 1 was posted on the Authority web page. The Bid Opening was held on November 7, 2018, five of the six pre-qualified bidders' submitted bids. The apparent low bid was submitted by Reynolds Construction with a bid price of \$8,228,000. King Engineering reviewed Contractor bid submittals, and prepared a bid tabulation and letter of recommendation for Award of the Construction Contract for Phase 1 Project, dated November 14, 2018. Subsequent to negotiation, King's Work Order 3 for Construction Phase Services, at a price of \$897,470 was finalized and submitted on November 15, 2018.

Permit Summary

The following permits have been obtained for the Phase 1 Interconnect - FDEP-ERP, FDOT Utility Permit, USACOE Nationwide-12, FWC Gopher Tortoise, and FDEP Permit to Construct Drinking Water System.

SWFWMD: (N416) Agreement

On October 4, 2018 the Authority Web Page link, for the Phase 1 Bid Documents, was emailed to SWFWMD. On October 9, 2018 SWFWMD approved the Second Amendment to the funding Agreement No. 15C00000052. The amendment addressed the Project Schedule.

FDEP: (LP08032) Agreement

The FDEP Funding Agreement was amended in October to adjust the Project Schedule. On October 4, 2018 the Authority Web Page link, for the Phase 1 Bid Documents was emailed to the FDEP.

On October 18, 2018 the following was forwarded to FDEP

- a list of approved permits (Owner secured)
- a list of permits to be obtained by the Contractor
- newspaper notices for Invitation to Bid
- Invitation to Bid

Schedule:

If construction contract, engineering services work order and land costs are approved at the December 5th Board meeting, it is anticipated that the Notice-to-Proceed will be issued to Reynolds (for construction) by mid-January 2019. The Phase 1 is scheduled for completion in the spring of 2020. The Phase 1 Interconnect Project is on schedule and budget.

- December 2018 and January 2019

Easements and Property:

The Stipulated Order of Taking – Final Judgements for easements on three properties were recorded in Charlotte County on December 27, 2018. Property acquisition for the Project has been completed. Negotiations for Final Judgements for easements were approved at the December 5, 2018 Board Meeting.

Bid Phase:

Reynolds was awarded the Construction Contract at the December 5, 2018 Board Meeting and sent a Notice of Award on December 7, 2018. Reynolds was issued the NTP on January 24, 2019 at the Pre-Construction Meeting.

King's Work Order 3 for Construction Phase Services, at a price of \$897,470 was finalized and submitted on November 15, 2018. King was issued a Notice to Proceed on December 11, 2018.

Notice to Proceed was issued to Reynolds Construction, LLC on January 24, 2019.

The Interlocal Agreement with the City of Punta Gorda was Amended (No. 1) to update the Project Schedule. The Amendment was approved by the Board at the December 2018 Board Meeting.

- February and March 2019

Construction Phase:

The project team has been coordinating on early job activities including: shop drawing submittals, establishing job protocols, setting up the project schedule, developing the schedule of values and agreement on pay application format/processing instructions. The Contractor has mobilized the Engineer's field office to the site and is working to get it connected to necessary utilities. Additionally, the Contractor is currently performing field preparation and survey for mobilization of equipment for the horizontal directional drill Work under Shell Creek. Pipe installation is still several weeks off due to the lag time between approved shop drawings and fabrication, coatings application and shipment of pipe.

Schedule:

The Phase 1 is scheduled for completion in the spring of 2020. The Phase 1 Interconnect Project is on schedule and budget.

- April and May 2019

Construction Phase Meetings:

Regularly scheduled Project Progress Meeting were held every 2-weeks and attended by Reynolds Construction, King Engineering, the Authority and SWFWMD. On April 11, 2019 Reynolds held a Horizontal Directional Drilling (HDD) Pre-Task meeting including the HDD subcontractor, MAXX.

Environmental Services:

The Engineer conducted the Gopher Tortoise preconstruction inspection during April. Four Gopher Tortoises have been relocated to an offsite reservation. The Engineer also held an Eastern Indigo Snake/endangered species Educational Meeting on April 26, 2019, attended by the Contractor, Subcontractors, and King and Authority field staff.

Construction:

Contractor surveyed the pipeline alignment along US-17 (north end of alignment), mobilized their pipe crews, equipment, and staged initial pipe deliveries. Reynolds began installation of the pipe during the week of May 13, 2019.

Submittals for the HDD Work have been approved by King Engineering and HDD equipment was mobilize, and tested. The HDD alignment was surveyed, and steering head guidance wires were installed. During the week of May 6, 2019 the Contractor calibrated the drill head, installed vibration monitoring equipment on the Shell Creek Reservoir Dam and began drilling the borehole. To date (May 13) the Contractor has drilled approximately 1400-lf of the borehole at the Shell Creek crossing. The Phase 1 is scheduled for completion in the spring of 2020 and is within budget.

- June and July 2019

Construction Phase Meetings:

Regularly scheduled Project Progress Meeting were held every 2-weeks and attended by Reynolds Construction (General Contractor), King Engineering, the Authority, SWFWMD and MAXX HDD (Horizontal Directional Drilling (HDD) Subcontractor).

Environmental Services:

To date, a total of eight Gopher Tortoises have been removed and relocated to an offsite reservation. During drilling operations the Contractor monitored Shell Creek in boats and from the shore for inadvertent returns. There were no occurrences in Shell Creek.

Construction:

Reynolds continues to install 24-inch diameter ductile iron pipe (DIP) along US-17. To date Reynolds has installed approximately 2,500-lf of pipe. Reynolds is restoring the pipeline path on a continuous basis including fine grading and sod placement. King Engineering has been conducting geotechnical testing (for compaction) as specified in the Contract

Documents.

HDD Under Shell Creek:

MAXX mobilized to the drill site on April 23, 2019. They completed the borehole drill (initial drill 10.5-inch diameter) on May 18th. On June 3rd they completed the first ream pass (24-inch diameter), a 36-inch ream on June 18th and final ream (42-inch) on June 30, 2019. On July 6th, Reynolds completed the fusion of 3,500-ft of 30-inch (outside diameter) high density polyethylene (HDPE) pipe, performed low pressure air tests on the pipe subsequent to fusing, and staged the pipe on rollers in preparation for the pullback of the pipe into the borehole by MAXX. MAXX completed two swab passes (to remove loose sand) of the borehole on July 6th. The pullback was started on July 7th and completed July 8th. Currently MAXX and Reynolds are restoring the Work areas on the north and south sides of Shell Creek. The Phase 1 is scheduled for completion in the spring of 2020 and is within budget.

- August and September 2019
Construction Phase Meetings:
Regularly scheduled Project Progress Meeting were held every 2-weeks and attended by Reynolds Construction, Ardurra (fka King), the Authority, and SWFWMD.

Change Order 1 (CO1)

Rainfall was above average during July and August. A meeting was held on August 21, 2019 to discuss unforeseen weather delays due to the abnormally wet conditions. Subsequently, CO1 was prepared for agreed upon delays. If approved by the Board, CO1 will provide the Contractor with 30-calendar days (14 days in July, & 16 days in August). This will extend the Substantial Completion and Final Completion dates to April 23, 2020 and May 23, 2020 respectively. Rainfall for July 2019 and August 2019 was 26.9 inches, 10.7 inches above the normal average of 16.2 inches for July and August.

During this period, Reynolds continued to install 24-inch diameter ductile iron pipe (DIP) along US -17. The total installed during the Project through September 5th is approximately 4,400-lf (station 56+25). Wet conditions have resulted in, shutdowns, dewatering issues, compaction, grading and restoration deficiencies. On August 15th Reynolds decided to suspend pipe installation (due to wet conditions) and resumed on August 26th. Due to the Governor's declared, State of Emergency for Hurricane Dorian, Work was not allowed along US-17 from August 30th until September 4th. At the end of the workday on September 5th, Reynolds decided to stop installation of pipe beyond station 56+25 and to go back and repair deficiencies and complete restoration up to that station. Reynolds anticipates completion of the restoration Work by the end of September or mobilizing a second crew in the near future to complete the restoration. Currently the Contractor's schedule reflects being 1-month behind schedule prior to the pending CO1.

The Phase 1 Interconnect Pipeline is scheduled for completion in the spring of 2020 and is within budget.

- October and November 2019
Construction Phase Meetings:
Regularly scheduled Project Progress Meeting were held every 2-weeks and attended by Reynolds Construction, Ardurra (fka King), the Authority, and SWFWMD.

Change Order 1

Rainfall was above average during July and August. The Board, approved Change Order 1 on October 2, 2019 for weather delays.

During this period, Reynolds continued to install 24-inch diameter ductile iron pipe (DIP) along U.S.-17. The total pipe installed during the Project through mid-November is approximately 10,000-lf (station 111+66). Wet soil conditions have continued to result in the Contractor having difficulties with dewatering, compaction, grading and restoration. The Contractor completed the Jack and Bore (112-lf of 42-inch steel casing) under North Washington Loop Road. Currently, the Jack and Bore (78-lf of 42-inch steel casing) under the Shell Creek Reservoir, Dam Road is underway.

The Phase 1 Interconnect Pipeline is scheduled for completion in the spring of 2020.

- December 2019 and January 2020

Permitting: The Gopher Tortoise Permit was amended with the FWC to extend the expiration date and additional as needed reservations were made at a Gopher Tortoise Relocation Ranch. To date 8-GTs have been relocated to a GT reservation.

FDOT: FDOT conducted ROW inspections for pipe installed in the U.S.17 ROW on November 21, 2019 and January 8, 2020. Reynolds is addressing FDOT's concerns.

Construction Meetings: Regularly scheduled Project Progress Meeting were held every 2-weeks and attended by Reynolds Construction, Ardurra (fka King), Authority, City of Punta and SWFWMD.

Additional Meetings: Meetings were held with Reynolds on December 19, 2019 and January 9, 2020 to discuss areas along U.S. 17, where wet soils conditions were encountered during the rainy season and the Contractor had difficulty meeting soil density requirements. The Contractor presented a recovery plan to repair as needed. On November 21, 2019 a meeting was held with Reynolds and the City of Punta Gorda to discuss SCADA coordination between the Authority and the City.

Work Progress: During this period, Reynolds continued to install 24-inch diameter ductile iron pipe (DIP) along U.S. 17. The total pipe installed during the Project through mid-January along U.S. 17 is approximately 10,000-lf (station 121+00). The Contractor cleared and grubbed and installed silt fence along the pipe alignment on the south side of Shell Creek and installed approximately 300-ft of pipe towards the Shell Creek WTP. The Contractor also removed and replaced a defective HDPE mechanical joint adapter on the south end of the HDD under Shell Creek and pressure tested the HDD.

To date the Contractor has completed the Jack and Bores at the following locations:

- (112-lf of 42-inch steel casing) under North Washington Loop Road.
- (78-lf of 42-inch steel casing) under the Shell Creek Reservoir, Dam Road
- (39-lf of 42-inch steel casing) under South Washington Loop Road

The Phase 1 Interconnect Pipeline is on budget and scheduled for completion in the spring of 2020.

PHASE 1 CONCEPTUAL ROUTE



***PEACE RIVER MANASOTA REGIONAL WATER SUPPLY AUTHORITY
BOARD OF DIRECTORS MEETING
January 31, 2020***

**ROUTINE STATUS REPORTS
ITEM 4**

Regional Integrated Loop System Phase 3B Interconnect Project [S.R. 681 to Clark Road]

Project Status Report

Project: Regional Integrated Loop System Phase 3B Interconnect Pipeline Project
[Preymore Interconnect Clark Road (SR 72)]

Date: January 31, 2020

Prepared by: Kevin Morris, Manager of Engineering & Projects

The following information summarizes the project description and current status.

Project Description

The Phase 3B Interconnect will extend the regional loop system within Sarasota County approximately 5 miles further north from the Preymore Interconnect location near the Municipal Solid Waste Complex to Clark Road (SR 72). The Phase 3B Pipeline will be bi-directional and will interconnect with the regional Phase 3A pipeline to the south and to Sarasota County's system on the north. As originally envisioned, the project included a repump facility at its northern end to boost water pressures for delivery northward, or, when operating in the reverse direction, this pumping facility would boost pressures coming southward.

Early in the Basis of Design Report effort, working closely in conjunction with County staff, an alternate configuration was developed that ultimately proved viable and will save the region significant capital and operational expense over the long term. The project team analyzed sizing the Phase 3B pipeline along with the County's planned interconnecting water main under various scenarios. The team showed that the Phase 3B pipeline could deliver water to the County's Pump Station No. 5 as well as a future repump facility located another 7 miles further north at the juncture between future Phases 3C and 3D without the need for booster pumping at SR 72 (Clark Road). This effectively eliminates one of the repump stations originally envisioned as part of the regional integrated loop system.

Current status

The project was bid on May 14, 2019 and four timely bids were received on June 26, 2019 from pre-qualified contractors. Engineer's Estimate for construction was \$13,220,000. Bids ranged from \$12,092,815 to \$15,571,092.87. Lowest bid was received from Garney Companies, Inc. at \$12,092,815. The construction contract and the engineer's construction phase services work order were both approved through Board action at the July 31, 2019 Board meeting. Two preliminary coordination meetings were held with County departments (Solid Waste on August 6, 2019 and Stormwater on August 29, 2019) and the project kickoff meeting was held on September 5, 2019.

Although the construction phase of the project has commenced, actual site construction has not yet begun. The contractor's field offices are scheduled to be installed the first week of December and clearing work will commence soon thereafter. The project team is reviewing submittals. Pipe deliveries have slide a few weeks, pipe is now expected to arrive in mid-February instead of

January as was previously reported. The first payment application, covering the costs of bonds and insurance (about 2%) of the contract value has been submitted and is being processed. Once again, the project team recognizes and appreciates the County Solid Waste Department for generously offering use of their conference room in these early stages until the construction trailers are onsite.

Project History Briefing

Project: Phase 3B Regional Interconnect Pipeline Project

Date: January 31, 2019

Prepared by: Kevin Morris, Manager of Engineering & Projects

The following information summarizes the historical milestones and events of the Phase 3B Regional Interconnect Pipeline Project.

- July 24, 2015 The Authority advertised for Consultant SOQ Packages for engineering design and construction management services for the Phase 3B Regional Interconnect Pipeline Project.
- August 5, 2015 The Authority Board of Directors approved the Southwest Florida Water Management District cooperative funding request for the project “Phase 3B Regional Interconnect Pipeline Project for an estimate project cost of \$26,970,000.
- August 25, 2015 Consultant SOQ Packages were due. A total of five packages were timely received from the firms identified in alphabetical order as follows: Atkins North America Inc., Black & Veatch Inc., HDR Engineering Inc., King Engineering Associates Inc. and Stantec Consulting Services Inc.
- August 28, 2015 Distributed electronic copies of the SOQ packages to member and customer Utility Directors for feedback or comments. Feedback requested by September 14, 2015.
- September 22, 2015 Following review of the SOQ packages and in accordance with the Authority’s Procurement Policy a short-list of three top candidates was developed and included: HDR Engineering Inc., Inc., King Engineering Associates Inc. and Stantec Consulting Services Inc.
- October 7, 2015 The Authority Board listened to presentations from the shortlisted firms (HDR Engineering Inc., Inc., King Engineering Associates Inc. and Stantec Consulting Services Inc.). The Board ranked the consultants to establish the order-of-preference, with King Engineering Associates Inc. selected as the top-ranked firm.
- December 2, 2015 The Board approved a contract with King Engineering Associates Inc. for Professional Engineering Design and Construction

Management/Inspection Services for the Phase 3B Regional Interconnect Project.

- December 2, 2015 The Board approved Work Order No. 1 ‘Phase 3B Interconnect Preliminary Design Services’ for \$397,958 which included \$25,000 of contingency funding with the stipulation that work not be commenced until a letter of funding commitment had been received from Sarasota County for the cost. Work Order No. 1 included evaluation of up to five (5) major pipeline corridor routes between the existing terminus of Phase 3A at 681 northward to Clark Road. This work included efforts to coordinate with multiple Sarasota County Departments for future planning and infrastructure work in this area. The work included modeling of flows and pressures and will result in a recommendation for pipeline diameter, a route, a possible pumping station location and estimated construction cost. This effort was planned to be completed within 270 calendar days.
- January 26, 2016 Sarasota County Board of County Commissioners approved a letter of funding commitment for the entirety of the cost of Work Order No. 1 at \$397,958 should the out-of-cycle funding request to the Water Management District to cover part of Work Order No. 1 be denied.
- January 28, 2016 Authority Board approves out-of-cycle funding request to the Water Management District for the project
- February 3, 2016 Authority staff sends a letter requesting out-of-cycle funding for the project to the Water Management District.
- February 3, 2016 Authority staff issue Notice-to-Proceed to King Engineering Associates Inc. for the project. It is noted that this approximately 2 month’s post Board-award of the Contract Work Order No. 1. This delay is considered unavoidable as the Authority Board clearly indicated work should not commence until funding was assured. Authority staff not this delay could not be avoided and will be considered if the work under Work Order No. 1 should run into difficulty meeting its original 270 calendar day schedule for completion.
- February 17, 2016 Project kickoff meeting was conducted at the Sarasota County BOB Building including staff from Sarasota County, King Engineering Associates Inc., Southwest Florida Water Management District and the Authority. A significant amount of planning information was delivered to the team by Sarasota County staff.

- February 25, 2016 Draft of Interlocal Agreement as required by the MWSC for the Phase 3B Regional Interconnect Project between the Authority and Sarasota County distributed to key County staff for review and comment.
- February 29, 2016 Project meeting conducted with Sarasota County Utilities Water System staff at the Sarasota County BOB Building including staff from Sarasota County, King Engineering Associates Inc. Southwest Florida Water Management District and the Authority. Items discussed at the meeting were County expectations concerning delivery pressure and disaggregation of future water demands. County staff also related their intended operational protocols for the new project and provided feedback on preliminary pipeline routes.
- March 14, 2016 Project meeting conducted with Manatee County staff at the Manatee County Utilities Operation Division facility on west Cortez Road. Participants included staff from Manatee County, King Engineering Associates Inc. Southwest Florida Water Management District and the Authority. Items discussed included location of existing Manatee County water mains near the county line, planning for future water mains and expectations regarding emergency supply interconnection and routine water transfers in large mains that may be needed to keep water mains from becoming stagnant.
- March 25, 2016 Project meeting with Sarasota County Utilities Water, Solid Waste and Stormwater System staff at the Sarasota County BOB Building including staff from Sarasota County, King Engineering Associates Inc. Southwest Florida Water Management District and the Authority. The team discussed constraints in the area of the Sarasota County Landfill and Dona Bay project areas including the alternate landfill access route along Knights Trail Road, planned roadway improvements in the area and the need for the landfill and Dona Bay projects to collaborate on significant earth movement projects over the next several decades and how this might impact some of the pipeline routes.
- April 8, 2016 Project meeting with Sarasota County Utilities, Planning and Transportation Department staff at the Sarasota County BOB Building including staff from Sarasota County, King Engineering Associates Inc., the Southwest Florida Water Management District and the Authority. The group discussed planned roadway developments in the project area over the next several years.
- April 18, 2016 Project meeting with Florida Power and Light (FP&L) including staff from King Engineering Associates Inc. and the Authority at the

FP&L Hammock Place Substation Operations Center in Sarasota. The group discussed co-locating water lines within or proximate to existing power transmission corridors for the Phase 3B as well as Phase 1 regional interconnect pipeline projects.

- June 20, 2016 Project meeting with Sarasota County staff including staff from King Engineering Associates Inc., the Authority and SWFWMD staff at Sarasota County BOB building. The group discussed potential pipeline corridors and the project team elicited County input on suitability of corridors north of SR 72 (Clark Road). Although the Phase 3B project does not currently extend northward of Clark road at this time, where Phase 3B gets installed will greatly influence the routing for future Phase 3C anticipated sometime after the year 2022. County staff expressed a preference for routes further east, away from existing development where there are fewer existing encumbrances. Many of the eastward routes under consideration also would likely involve lower land acquisition costs since the County owns much of the land along those potential routes. The Project team also discussed conceptual level costs.
- June 21, 2016 Amendment No. 1 was issued to King Engineering Associates, Inc. for Work Order No. 1 to fund an effort behind identifying potential parcels for a Phase 3C pump station in the vicinity of Fruitville and Lorraine Roads. Although this pump station will not be constructed as a part of Phase 3B, it was deemed prudent to start the search activity now while vacant, undeveloped lands were still available in that region. This effort will only identify suitably sized parcels; it does not include contacting landowners to assess their willingness to sell not real estate negotiations. This work was funded using \$24,849 of the Owner's Contingency Allowance.
- August 2, 2016 Met with a property owner along one of the potential routes to discuss potential easement acquisition: Roman Catholic Diocese of Venice.
- August 16, 2016 Met with a property owner along one of the potential routes to discuss potential easement acquisition: LT Partners, LLLP.
- August 16, 2016 Met with a property owner along one of the potential routes to discuss potential easement acquisition: Mrs. Hawkins.
- September 6, 2016 Presented summary of potential Phase 3B pipelines routes and discussed selection criteria and weighting factors with Sarasota County staff. At this point all of the environmental assessments have been completed including wetland assessments, protected species reviews, floodplain issues and soils reviews. In addition, all

potentially affected private property owners along the routes have been contacted regarding acquisition of easements and that feedback was shared with County staff. King Engineering indicated route selection would be completed within the next 2 weeks and the draft Basis of Design Report was tentatively planned for completion by the end of the month.

Finally, the effort to conceptually lay out a future Phase 3C pump station and identify suitable parcels for acquisition was completed and staff was briefed on those findings and recommendations.

- September 8, 2016 Provided electronic copy of Pump Station Siting Memorandum to County staff for review.
- October 24, 2016 Authority staff reviewed draft chapters of the BODR and provided feedback and comments to King Engineering.
- October 28, 2016 Provided update to Sarasota County staff on status of the project at the County's BOB facility.
- November 8, 2016 King Engineering hand delivered the draft BODR (hardcopies and CDs) to the Authority's Lakewood Ranch office.
- November 9, 2016 Hand delivered the draft BODR report for review and comment to Sarasota County (hardcopy and CD) and in electronic version (CD) only to the following: Charlotte County, Desoto County, Manatee County and the City of North Port.
- November 17, 2016 Transmitted copies of the draft BODR to both of the project's FDEP and SWFWMD Project Managers, respectively for consideration and comment.
- December 1, 2016 Received review comments on the draft Phase 3B BODR from SWFWMD project manager.
- January 3, 2017 Coordination meeting with King Engineering Associates, Inc. to develop scope for final design work order.
- February 1, 2017 Authority Board Meeting at the PRF. At this meeting:
 - The Board accepts draft Phase 3B Pipeline BODR.
 - The Board is briefed on the concept of dislocating the Phase 3B Pump Station from the Pipeline Project and migrating the pump station further north where there is greater immediate need.

- Board authorizes Work Order No. 2 ‘Phase 3B Interconnect Final Design, Permitting and Bid Phase Services’ to King Engineering Associates, Inc., for an amount not to exceed \$1,090,391. This effort included a task to complete a BODR for the Pump Station to be returned to the Board within the next 4 months.
- February 9, 2017 Project coordination meeting with SWFWMD staff to discuss cooperative funding for the project. Topics discussed included schedule, cost and deliverables and legal review and coordination of agreements.
- March 10, 2017 Project coordination meeting with Sarasota County staff at the Sarasota County Central Solid Waste Complex attended by County Solid Waste, County Stormwater and County Utilities staff. Topics discussed included gaining access to the route for project surveyors and the soils testing and ecological consultants. We also discussed how to navigate around/under/over county conveyances and roads with our pipeline.
- March 10, 2017 Received authorization from Sarasota County Solid Waste for surveyors to access the pipeline route to commence gathering topographic data.
- March 30, 2017 Project update meeting with Sarasota County staff at the County’s BOB location off Fruitville Road attended by County staff, Authority staff and King Engineering.
- April 7, 2017 AWWA Annual Water Taste Testing Event conducted at the SWFWMD’s Fruitville Road location. The guest speaker from Carollo Engineers and provided an overview of a Two County Water System Hydraulic Model they were working to complete for Sarasota and Manatee Counties.
- April 26, 2017 Workshop at the Sarasota County BOB location with Sarasota and Manatee Counties and their mutual consultant, Carollo Engineers, to discuss the recently completed Two County Water System Hydraulic Model.
- May 1, 2017 Project coordination meeting with the SWFWMD in the Tampa Service Office to meet their designated 3rd party reviewer for the project (CDM) and to discuss coordination details, data needs, schedule and expectations.
- May 9, 2017 As agreed with Sarasota County staff, King Engineering Associates, Inc. reached out to Sarasota National Cemetery representatives to

register interest in utility easements along the southern boundary of their property and inquire about the cemetery's willingness to cooperate on such a venture.

- May 15, 2017 King Engineering provided electronic copy of the draft Phase 3B Pump Station BODR for review and comment.
- May 16, 2017 Pre-application meeting with the FDEP in Fort Myers, FL.
- May 19, 2017 Completed internal review of Phase 3B Pump Station BODR and transmitted to King Engineering for implementation.
- May 22, 2017 Transmitted an electronic copy of the draft Phase 3B Pump Station BODR to Sarasota County for review and comment.
- May 22, 2017 Provided project WaterCAD model to the SWFWMD for their designated project 3rd party reviewer (CDM).
- May 24, 2017 Pre-application meeting with the US Army Corps of Engineers in Tampa, FL.
- May 24, 2017 Received final Phase 3B Pipeline BODR electronically. Changes from the draft BODR document accepted by the Authority Board in February are not substantive but editorial in nature.
- June 2, 2017 Received comments from Sarasota County on Phase 3B Pump Station BODR document responded in kind the same day. Several questions were answered and County preferences expressed that the Authority agreed to implement should this project proceed to the final design stage.
- June 2, 2017 Progress Meeting with King Engineering Associates at the Authority's Lakewood Ranch Office.
- June 7, 2017 Authority Board of Directors accepts the Final Phase 3B Pipeline BODR and the Final Phase 3B Pump Station BODR documents.
- June 12, 2017 Project team met with Authority legal counsel to generally discuss easement acquisition processes. The Phase 3B route falls entirely on County-owned property and so it is not envisioned that private easement acquisition will be necessary. This meeting was more a perfunctory opportunity to meet with counsel to advise them on the overall status of the project and confirm the current understanding of overall easement needs.

- June 23, 2017 King Engineering presented the compressed vertical profile for the pipeline, known in the industry as an “EKG” because it resembles a graph similar to the up and down pattern reflected in a heartbeat monitor. This tool is used to determine the relative high and low points of the pipeline which govern the installation locations for pipeline air relief valves and blow offs.
- July 3, 2017 Project team made the decision to case the 3B pipeline where it crosses from the west to the east side of the 100 foot right-of-way strip which serves as an alternate access route to the landfill from Clark Road. This will better ensure that the pipeline will be unaffected in the future should this transportation corridor door be developed.
- July 11, 2017 Transmitted Copies of Final Phase 3B Pump Station and Pipeline BODRs to FDEP point-of-contact.
- July 18, 2017 Site visit with SWFWMD staff and staff from their 3rd party reviewer, CDM.
- July 25, 2017 Met with project team at King’s Tampa Offices to view mechanical pipe joint coupling hardware alternatives and listen to technical presentation by Northwest Pipe Inc. about their products for use in this project.
- August 18, 2017 Consultant reviewed the design specifications for the County’s CS-03 slide gates that will hold back water during the constructed crossing of the main north-south Dona Bay conveyance channel. The team found that these gates would be acceptable to hold back the full channel height of water during construction.
- August 18, 2017 Consultant developed an analysis of the comparative cost and difficulty of construction corridor width through wetlands. A more narrow path adds construction complexity but impacts fewer wetlands and costs less from a mitigation standpoint. Authority staff directed Consultant to utilize the most narrow practical path possible through the wetlands (30-feet wide). The expected net construction cost impact of this decision was under \$10,000.
- August 30, 2017 Met with SWFWMD staff, King Engineering staff and CDM staff at SWFWMD’s Tampa office to review 3rd party review comments on the Phase 3B Interconnect Pipeline BODR.
- September 14, 2017 Consultant delivered 60% design drawings to Authority staff.

- September 20, 2017 Authority staff delivered review copies of 60% Design Package to Sarasota County Utility Staff as well as the Solid Waste Department since the project is constructed on lands which fall under their purview.
- September 20, 2017 SWFWMD shared final 3rd party review of the Phase 3B Pipeline Interconnect BODR with Authority staff.
- September 27, 2017 Tentatively scheduled to submit Army Corps of Engineers permit application for the project
- October 9, 2017 Submitted Army Corps of Engineers permit application for the project.
- October 10, 2017 Authority staff received draft project technical specifications from King Engineering.
- October 10, 2017 Project team reached consensus on approach on the design approach in the area of the CS-03 flow way in deciding not to rely upon the County weir structure for upstream channel flow control. The design concept will include a double sheet pile wall on either side of the excavation – this reduces risk to the County structure and the pipeline construction project.
- October 23, 2017 FDEP project manager indicated receipt and acceptance of the 60% design package.
- October 23, 2017 Sarasota County Stormwater Department indicated they had no comments on the plans.
- October 30, 2017 Sarasota County Solid Waste Department provided review comments on the 60% Design Plans.
- October 30, 2017 Project team noted discrepancies in the CDM 3rd party review cost estimate document to SWFWMD project manager, however, these discrepancies did not result in a material difference to the estimate.
- November 6, 2017 Project team is coordinating with the Sarasota County Solid Waste Department to insure that the casing design for the pipeline under the haul road is sufficient to handle loading of loaded articulated dump truck traffic.
- November 8, 2017 Received feedback from Sarasota County Transportation Department of a future roadway that could cross the pipeline and the project team is working on design changes to reflect a casing in this

area so that the roadway could be built over the line without impact to the pipeline.

- November 14, 2017 Project team scheduled a site visit to Sarasota County Pump Station No. 5 for December 4th to view the site with the intent of possibly coordinating flushing and disinfection between the Authority's Phase 3B and the County's 24" pipelines.
- November 17, 2017 King Engineering provided the final Geotechnical Exploration Report for the pipeline route.
- December 4, 2017 The project team toured Sarasota County Pump Station No. 5 to better understand how the Phase 3B project needs to integrate with the County water system.
- December 6, 2017 In a meeting with County personnel the request was made to add fiber optic conduit along with the pipe to give the County the flexibility of pulling in fiber cables for communications/data in the future. Authority staff conferred this direction to the King project team.
- December 28, 2017 Sarasota County personnel (Planning & Development Services/Environmental Protection Department) advised that utility work is exempt from tree permitting except for "Grand Trees" (trees of exceptionally large trunk diameter). There is one such tree along our planned route and the project team is considering the various options.
- January 4, 2018 The King project team provided the Authority with 90% Design documents. Authority staff began their internal review.
- January 12, 2018 The project team coordinates specifications for the requested fiber optic conduit to be buried coincident with the pipeline.
- January 18, 2018 The project team is preparing to submit the ERP permit application to FDEP and has requested a permit application fee check.
- January 22, 2018 Consistent with our intent to prequalify contractors for this project, staff is reviewing the draft Request for Statements of Qualifications developed by King Engineering. It is anticipated that this process will commence shortly culminating with a list of approved contractors being presented for the Board's consideration in April 2018.
- January 23, 2018 Delivered 90% Design Documents to Sarasota County, FDEP and SWFWMD for review.

- February 1-6, 2018 Began coordination with Water Supply Authority legal counsel on easement matters.
- February 9, 2018 Published advertisement constituting the Invitation to Submit Statements of Qualifications for Contractor Prequalification for the Phase 3B Pipeline.
- February 16, 2018 Issued Addendum # 1 to the Invitation to Submit Statements of Qualifications under the Contractor Prequalification effort which began on February 9th.
- February 16, 2018 Received review comments from Solid Waste Department that included corrective notes on about a dozen sheets, clarification of soil/fill management expectations, locations for contractor staging areas and access instructions. Solid Waste also expressed caution about potential land use issues that could be associated with truck/contractor access from SR 72 (Clark Road). Finally, they reminded the team of the private property owner who has an easement over county lands that we will need to cross to build the pipeline (*note, this is the same issue was addressed in the earlier bullet reflecting activity from February 1st -6th).*
- February 27, 2018 Issued Addendum # 2 to the Invitation to Submit Statements of Qualifications under the Contractor Prequalification effort which began on February 9th.
- March 1, 2018 Received notice of “no comments” from the Sarasota County Stormwater Department, but they had been copied on the earlier Solid Waste Department’s comments and so had been fully integrated into the discussions from that Department’s review.
- March 1-2, 2018 Sought and received confirmation from the County Solid Waste Department regarding areas it would be suitable for the pipeline contractor to stage from without impacting County operations on the site.
- March 2, 2018 Review meeting with Sarasota County Utilities. The project team was notified that the County intended to construct a 30-inch diameter interconnecting line. The terminal end assembly had originally been sized for 24-inch diameter pipe. The project team indicated they would likely increase the Water Supply Authority pipe to match but needed to discuss with other stakeholders first. The group also discussed options for dealing with a ‘grand tree’ that had been identified along the project route and decided it would be

best to schedule a follow-up meeting with County Natural Resources personnel and involve them in the decision process.

- March 12, 2018 Received prequalification SOQ packages from perspective contractors.
- March 13, 2018 Received FDOT permit for construction along Clark Road (SR 72).
- March 20, 2018 King Engineering develops a letter of recommendation regarding contractor prequalification and Authority posted the Notice of Intended Decision on its website indicating that all five (5) of the Prime Contractors who submitted packages were deemed suitable and recommended they all be approved as Prequalified.
- April 4, 2018 Authority Board of Directors accepts and approves list of prequalified contractors to include (listed alphabetically):

Felix Associates	Stuart, Florida
Garney Construction	Clearwater, Florida
Reynolds Construction	Pompano Beach, Florida
Westra Construction	Palmetto, Florida
Woodruff & Sons	Bradenton, Florida

- April 11, 2018 FDEP issues draft ERP permit.
- April 11, 2018 Project team meets with Sarasota County environmental manager James Dieroff to discuss possible alternatives for the Grand Tree identified along the route.
- April 18, 2018 Project team identified that expected detail regarding mitigation appeared to be missing from the FDEP draft ERP permit, contacted FDEP to discuss and through discussion realized coordination issues stemmed from submittal of the entire BODR, which included all possible routes considered as supplemental information. Project team promised to send revised supplemental information more finely tuned to the selected route that is needed to update the draft ERP by the end of the month.
- April 24, 2018 Project team provides U.S. Army Corps of Engineers permit reviewer with supplemental information requested to help clarify the many legs of the regional integrated loop system pipeline phases and segments.

- April 24, 2018 Notified County and District Project Managers that legal counsel advised resolutions be passed at the next Authority Board Meeting confirming route of the pipeline as well as necessity for need of easements to enable easement acquisition through eminent domain procedures if needed. The preferred path forward will be through amicable negotiations but underpinned by ability to avoid protracted delays if that strategy proves fruitless.
- May 4, 2018 Project team provided to FDEP suggested modifications to the draft project ERP language to clarify certain information including the selected route and mitigation details.
- May 9, 2018 At regularly scheduled professional staff meeting, Authority staff conferred with Sarasota County staff about the above-described easement acquisition plan and the value in scheduling a project update/progress meeting for various key County staff.
- May 9, 2018 Project team met with newly assigned Army Corps permit reviewer to provide a briefing on the project.
- May 10, 2018 Submitted Grand Tree Permit application to Sarasota County.
- May 11, 2018 Army Corps permit reviewer initiates contact with adjacent property owners (this is an important part of their permitting process).
- May 16, 2018 At prompting from County Engineering Consultant Kimley Horn, provided updated hydraulic residence time calculations as developed by King Engineering for the Phase 3B design inclusive of the final pipe sizes/lengths selected.
- May 24, 2018 A meeting was conducted with the single private property interest along the route to provide information, assurances and discuss accommodation of needed permanent and temporary construction easements over property owner's existing ingress/egress easement. The meeting was cordial and a mutually agreeable and amicable path forward was planned.
- May 25, 2018 Army Corps of Engineers publically noticed the project which is a precursor step to permit issuance. The deadline for comments is June 18, 2018.
- June 19, 2018 Negotiated FDEP concurrence to utilize credits from the Myakka Mitigation Bank for this project as there was no other viable options close by.
- June 26, 2018 Submitted Water Main Construction Permit application to the Sarasota County Health Department.

- July 2, 2018 Project team discusses how to best feed fiber optic through casing pipes along with the carrier pipe.
- July 6, 2018 Received direction from Sarasota County Real Estate Department on County expectations for temporary construction and permanent utility line easements.
- July 10, 2018 Received appraisal for Houghtaling access rights, they are of nominal value which would have been useful for condemnation but with amicable negotiations proceeding to cooperatively use the 100' wide strip of land with Mr. Houghtaling, this fact may be immaterial.
- July 12, 2018 Received Sarasota County Department of Health permit for the project.
- July 17, 2018 Participated in meeting with Sarasota County Utility staff on coordinating the Phase 3B pipeline with the County's line from Pump Station No. 5. The group also discussed the inclusion of several casings for possible future roadways. The consensus was that this is good insurance, if the roads are ever built, we will be ready for them, otherwise there might be a need for service interruption in the future to accommodate roadway construction.
- July 18, 2018 Published notification of ERP and ERP Modification.
- July 23, 2018 Submitted RAI # 1 response to the Army Corps of Engineers.
- July 27, 2018 Met with Sarasota County Real Estate Department to give a presentation on the project to provide background for the multiple easements we will be seeking from the County.
- July 30, 2018 Shot aerial drone footage of the project route to use in discussions with County staff.
- August 6, 2018 Received direction from Sarasota County to make a presentation to the County Solid Waste and Stormwater Departments to keep them informed about the pipeline project, to help them understand how it might impact their operations and to solicit suggestions for ways to improve the project.
- August 13, 2018 Met with Authority legal counsel to discuss upcoming contract preparation work.

- August 22, 2018 Met with personnel from the County Stormwater and Solid Waste Departments to present an overview of the pipeline project and solicit feedback/suggestions.
- August 29, 2018 Authorized use of contingency funds to prepare temporary construction and permanent easements descriptions and sketches requested by Sarasota County Real Estate Department.
- September 10, 2018 Army Corps of Engineers staff contacted King Engineering for supplemental wetland mapping information.
- September 10, 2018 Project team realized that the proposed solar powered automated access gate to be installed to protect Mr. Houghtaling's driveway needs to be moved south about 250 feet to reach an area that is sufficiently free of trees so that the solar panels would be assured to receive adequate sunlight.
- September 13, 2018 Army Corps of Engineers staff requested copies of the FDEP ERP permit which had been granted.
- September 18, 2018 Revised project schedule to show tentative hold on bidding until May 2019 to allow time for the County's water main design to progress to a point where we can better assure both pipelines will be completed at about the same time (early 2021).
- September 19, 2018 Received draft US Army Corps of Engineer's permit.
- October 9, 2018 Returned US Army Corps of Engineer's permit executed with no objections.
- October 10, 2018 Remitted payment in the amount of \$11,830 to the Myakka Mitigation Bank, LLC for 0.07 offsetting Palustrine Freshwater Forested credits for pipeline impacts.
- November 8, 2018 Joined with County staff for a public meeting at the Lakeview Elementary School to discuss the Phase 3B Interconnect Project and the County's proposed pipeline connecting to Phase 3B with interested citizens.
- December 24, 2018 Responded to questions from County staff on recommended setbacks from the pipeline for Dona Bay excavations.
- December 27, 2018 Worked with County staff to secure acceptable contractor staging areas for the pipeline project.

- December 28, 2018 Worked with County staff to secure acceptable contractor staging areas and site access control for the pipeline project.
- January 9, 2019 Provided County Real Estate Department with draft temporary construction easements and permanent utility easements for review.
- February 13, 2019 County Real Estate Department approves form of temporary construction easements and permanent utility easements and tentatively schedules easements to be presented to Sarasota County BOCC in May 2019.
- March 19, 2019 Authority legal counsel coordinating access agreement documents with the single private landowner who has an ingress/egress agreement with the County over a portion of the pipeline route.
- May 14, 2019 Project is advertised. Here is a synopsis of relevant dates:
 - May 14th - Advertisement
 - May 31st - Mandatory Pre-Bid Meeting
 - June 14th – Deadline for Questions
 - June 26th – Bid Opening
- June 26, 2019 Four bids received ranging from a low of \$12,092,815 to a high of \$15,571,092.87.
- July 3, 2019 Engineer of record has reviewed the bids and recommends low bidder, Garney Companies, Inc. of Winter Garden, FL.
- July 9, 2019 Authority posts Notice of Intended Decision.
- July 11, 2019 Authority project staff met with Sarasota County staff on June 13, 2019 to discuss clearing and disinfection coordination for the Phase 3B Interconnect and the County's 30-inch diameter pipeline project from Clark Road to Pump Station 5. Four project bids received from pre-qualified contractors on June 26, 2019. Low bid of \$12,092,815 was submitted by Garney Companies Inc. is advertised.
- July 31, 2019 Authority Board of Directors awards construction contract for Phase 3B Regional Interconnect Project to Garney Companies, Inc for a cost not-to-exceed \$12,092,815. Authority Board of Directors also awards a Construction Phase Services work order to the engineer-of-record, Ardurra for an amount not-to-exceed \$1,355,508.

- August 6, 2019 Project team meets with Sarasota County Solid Waste Department to cover site access expectations and procedures.
- August 29, 2019 Project team meets with Sarasota County Stormwater Department to cover utility conflict concerns and coordination issues.
- September 5, 2019 Project kickoff meeting conducted at the Sarasota County Central Solid Waste Disposal Complex. Attendees included member of Authority staff, Sarasota County staff, the engineer Ardurra, the contractor Garney and the Southwest Florida Water Management District.
- October 2019 Two progress meetings were held this month as the project team continues to work on construction submittals in advance of the physical construction.
- November 2019 Progress meetings were cancelled this month although the project team continued to work remotely in advance of the start of physical construction.
- December 2019 Construction trailers were mobilized to the site. The project team continues to collaborate on schedule and submittals.

***PEACE RIVER MANASOTA REGIONAL WATER SUPPLY AUTHORITY
BOARD OF DIRECTORS MEETING
January 31, 2020***

**ROUTINE STATUS REPORTS
ITEM 5**

Filter Covers Project

Project Status Report

Project: Filter Covers Project
Date: January 31, 2020
Prepared by: Chris Rogers, Project Manager

Project Description

The Filter Covers Project was awarded to Garney Companies, Inc. of Winter Garden, FL at the July 31, 2019 Authority Board Meeting for an amount not-to-exceed \$3,853,000. This project will result in the construction of approximately 18,300 square feet with access doors to the enclosed spaces. The roof systems are designed to be impervious and the side screen panels removable. The Filter Covers Project includes the construction of aluminum covers atop portions of the chlorine contact basin and ammonia chambers. Selected electrical and communication feeds will be relocated. Exterior luminaries are updated with energy efficient LEDs and relocated to accommodate lighting the newly enclosed spaces. The plant grounding and lightning protection systems are also modified to accommodate the Work. The facilities affected are shown in the adjacent figure to the right. An artist's conceptual rendering of the filter cover structures is included on the following pages.



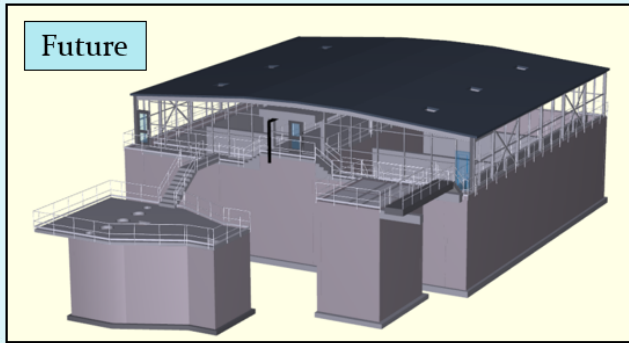
Current status

Authority staff and the engineer of record, TKW Consulting Engineers, Inc. (now Consor Engineers) conducted the initial project kickoff meeting on September 10, 2019 where various points-of-contact with each entity were established, a preliminary schedule was presented and a list of projected submittals was shared by the contractor. The project team discussed protocols for submittal processing, payment application processing and schedule development details.

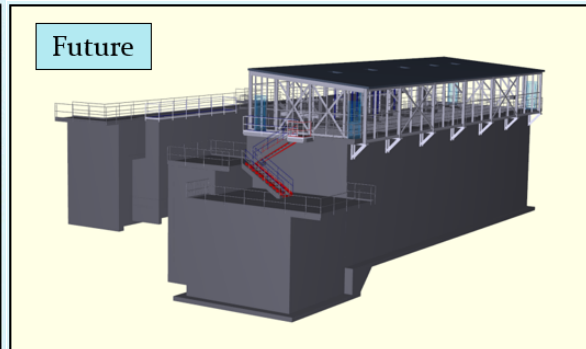

The team also discussed the need to minimize impact to operational facilities. There is major rehabilitation work ongoing at the Carlton WTP in Sarasota County over much of the next 2-year period and so it is incumbent upon the project team to devise a sequence of work which avoids major impact on the production capacity of the Peace River Facility. The Contractor agreed to further coordination meetings to refine their tentative schedule and provide greater detail to illuminate which systems and subsystems across the facility would be out-of-service related to that plan.

Artist's Conceptual Renderings

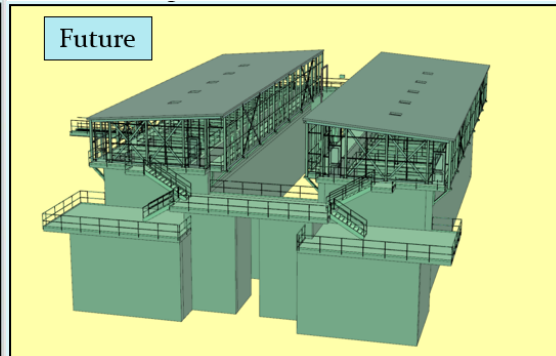
Plant 1



Plant 2



Plants 3 & 4



Project History Briefing

Project: Filter Covers Project
Date: January 31, 2020
Prepared by: Chris Rogers, Project Manager

The following information summarizes the historical milestones and events of the Filter Covers Project.

July 25, 2018	Authority Board of Directors authorizes bidding of Filter Covers Project with guidance that bids should be made valid for at least 180 days to insure there is adequate time to explore project funding alternatives.
February 5, 2019	Invitation to Bid is Advertised
March 21, 2019	Bid Opening
March 26, 2019	Engineer/Architect of Record Bid Evaluation and Recommendation of Award
July 9, 2019	Authority staff publishes Notice of Intended Decision
July 31, 2019	Authority Board of Directors awards contract for \$3,853,000 to Garney Companies, Inc. of Winter Garden, FL. Contract for Engineering Services NTE \$275,339 during construction awarded to TKW Engineering.
September 10, 2019	Project Kickoff Meeting was conducted at the WQTF training room. Attendees included Authority staff, TKW Engineering and Garney Companies, Inc.
October 4, 2019	Notice to Proceed was issued to Garney Companies, Inc.
November 6, 2019	Garney delivered and set-up their construction trailer and tool boxes. For the remainder of the period, the project team had several meetings to discuss the project schedule, review submittals, and coordinate specific outages.
December 2019	Project team has continued weekly coordination meetings to minimize plant downtime and outages. Demolition work is complete except for electrical modifications related to lighting which will be addressed on each plant prior to installation of the aluminum columns and beams.

***PEACE RIVER MANASOTA REGIONAL WATER SUPPLY AUTHORITY
BOARD OF DIRECTORS MEETING
January 31, 2020***

**ROUTINE STATUS REPORTS
ITEM 6**

Maintenance Facility & Warehouse Construction

Project Status Report

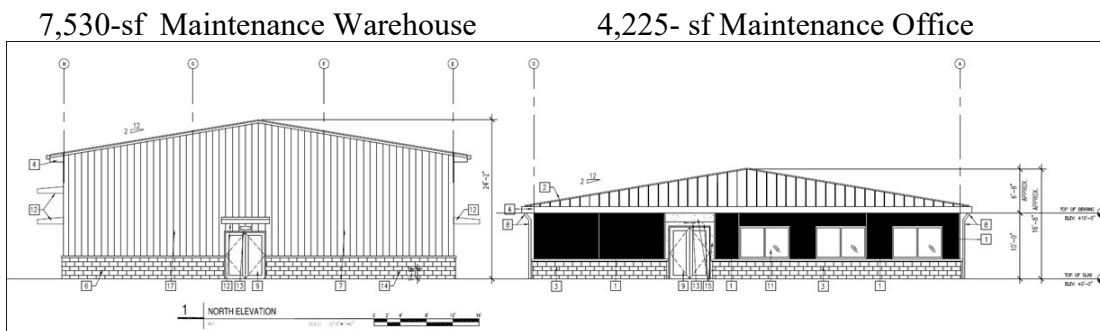
Project: Maintenance Facility and Warehouse Construction

Date: January 31, 2020

Prepared by: Ford Ritz, PE, Project Manager

Project Description

The Maintenance Facility & Warehouse construction project was awarded to L. Cobb Construction Inc. of Wauchula, FL at the July 25, 2018 Authority Board Meeting for an amount not-to-exceed \$2,544,280.24. This project will result in the construction of two buildings: a 4,225 sf office building and a 7,530 sf warehouse adjacent to the office (see below).



Current status

Authority staff and the engineer of record, AECOM, continue to collaboratively work with L. Cobb Construction on various submittals. On the Maintenance Office the Contractor installed sill blocks under window openings, installed furring strips for exterior wall panels, frames for windows and doors, and began installation of sidewalks. Electrical, plumbing, HVAC and drywall work was continued on the interior. In the Warehouse the Contractor completed installation of interior wall and ceiling liners. Electrical work was also continued. Exterior wall panels were cut to fit for tied to sill blocks. The Contractor installed the lift station and force-main, and connected the new force main to the County sanitary system. The new water service for the facility was connected to the existing water main. AECOM specialty engineers conducted a site walk through/inspection and presented recommendations/observations to the Authority and Contractor. The Maintenance Facility project is about 65% complete.

The project is scheduled to reach for completion in the spring of 2020. A sequence of aerial photographs illustrating progress is provided on the following pages.



January 2020



November 2019



September 2019



July 2019



May 2019



February 2019

Project History Briefing

Project: Maintenance Facility and Warehouse Construction

Date: January 31, 2020

Prepared by: Ford Ritz, PE, Project Manager

General

The following information summarizes the historical milestones and events of the Maintenance Facility and Warehouse Construction Project.

- | | |
|------------------|--|
| October 4, 2017 | Authority Board of Directors authorizes Design and Permitting Services to AECOM, Inc. for the Maintenance Facility and Warehouse. |
| May 9, 2018 | Invitation to Bid is advertised |
| June 20, 2018 | Bid Opening |
| June 29, 2018 | Engineer/Architect of Record Bid Evaluation and Recommendation of Award |
| June 29, 2018 | Authority staff publishes Notice of Intended Decision |
| July 25, 2018 | Authority Board of Directors awards contract to L. Cobb Construction, Inc. of Wauchula, FL. |
| January 22, 2019 | Authority issues Notice-to-Proceed to L. Cobb Construction, Inc. |
| October 2, 2019 | Change Order 1 for 33-calendar days Board Approved |
| April - May 2019 | This period regularly scheduled Project Progress Meetings have been held every two weeks. The meetings have been attended by Authority, L. Cobb and AECOM staff. The Maintenance Office footings, stem walls, slab and block have been completed. The Warehouse footings and slab preparation have been completed. MEPF (utilities under slabs) installation has been completed. Civil site work is ongoing. Materials have been tested per specifications. The Contract is on schedule and within budget. |
| June - July 2019 | This period regularly scheduled Project Progress Meetings have been held every two weeks. The meetings have been attended by |

the Authority, L. Cobb and AECOM staff. The Maintenance Office masonry walls have been completed and grout filled, roof trusses have been assembled and installed, and roof decking installation is near complete. The Warehouse concrete slab has been completed and installation of columns for the warehouse is underway. This period the Contractor completed installation of the storm drainage piping, continued electrical duct bank installation and cut down the parking area for subbase and base installation. The Contract is on schedule and within budget. The project is about 30% complete.

Aug. – Sep. 2019

This period regularly scheduled Project Progress Meetings have been held every two weeks. The meetings have been attended by the Authority, L. Cobb and AECOM staff. The Maintenance Office masonry walls have been completed and grout filled, roof trusses have been installed, and roof decking is complete. Interior plumbing and electrical is underway. The Warehouse frame has been erected and the siding is being installed. This period the Contractor completed installed the electrical duct bank to the lift station and placed and compacted the parking area base aggregate. There was above normal rainfall recorded on site during July and August. The Contract is within budget and about 45% complete.

Change Order 1

Due to above normal rainfall in July and August (11-inches above normal average) and based upon negotiations with L. Cobb, 30-calendar days for unforeseen weather was agreed upon for July and August. An additional 3-calendar days for work was also recommended by AECOM (Engineer of Record). If Board approved, Change Order 1 will add a total of 33-calendar days to the Contract. Revised Substantial Completion and Final Completion dates will be February 23, 2020 and April 23, 2020 respectively.

Oct. – Nov. 2019

This period regularly scheduled Project Progress Meetings have been held every two weeks. The meetings have been attended by the Authority, L. Cobb and AECOM staff. Maintenance Office; This period the roof installation (dry in) is 95% complete. When the office is “dried in” the Contractor will complete interior electrical, drywall, HVAC and install exterior store front windows and doors. Warehouse; Roof insulation was completed and the standing metal roof is 95% complete. Exterior block work is 95% complete.

Site Work; Contractor completed berm/sod along the eastern side of the site. Preparations were made for installation of the lift

station and force-main alignment. The Contractor performed hot taps for the future water and sewer connections, respectively.

The Contract is within budget and about 55% complete.

Change Order 1 Board Approved October 2, 2019. Change Order 1 added a total of 33-calendar days to the Contract. Revised Substantial Completion and Final Completion dates will be February 23, 2020 and April 23, 2020 respectively.

Dec. 19 – Jan. 2020 This period regularly scheduled Project Progress Meetings have been held every two weeks. The meetings have been attended by the Authority, L. Cobb and AECOM staff. On December 18, 2019 AECOM specialty engineers conducted a site walk through. Maintenance Office; The Contractor continued exterior masonry, installed window and door frames and began installation of sidewalks. Electrical, plumbing, and drywall installation was continued. Additionally, HVAC ductwork and ceiling fans and were installed and insulated, and air handling units were placed into the mechanical room for future connection.

Warehouse; Electrical, installation of interior wall and ceiling liners, as well as, work on the air-conditioned space/room, was continued. Exterior wall panels around the air-conditioned space were completed. Exterior wall panels were cut to fit for sill block installation.

Site Work; The lift station (electrical and mechanical not completed) and force-main were installed. The force main was connected to the County sanitary sewer system. The water service for the Maintenance Facility was installed and connected to the existing water main. Installation of the backflow preventer is underway.

The Maintenance Facility project is on budget, about 65% complete, and scheduled to be finished in the spring of 2020.

***PEACE RIVER MANASOTA REGIONAL WATER SUPPLY AUTHORITY
BOARD OF DIRECTORS MEETING
January 31, 2020***

**ROUTINE STATUS REPORTS
ITEM 7**

Integrated Regional Water Supply Master Plan 2020

Project Status Report

Project: Integrated Regional Water Supply Master Plan 2020

Date: January 31, 2020

Prepared by: Terri Holcomb, P.E., Resource Management & Planning Manager

Project Description

At least every five (5) years the Authority updates the Integrated Regional Water Master Plan to ensure that we understand the future needs of the region, and the probable supply sources, system improvements (such as interconnections) and operational management programs required to effectively meet Customer needs. This information is also vital to our cooperative funding partner (SWFWMD) and supports the District's 5-Year Master Plan and their financial engine used to set millage rates and apportion funding to various agency programs.

The Integrated Regional Water Supply Plan 2020 will build on the Authority's 2015 Integrated Regional Water Supply Master Plan. Topics covered will include a more detailed evaluation of the future regional interconnections, update of demand projections, current and potential future sources of supply, as well as an inventory of reclaimed water resources in the region. A prioritized listing of project opportunities will be developed including cost estimates and timetables needed for implementation. Beginning this effort in FY 2018 enable the project to be completed in a timeframe consistent to support the SWFWMD's 2020 Master Plan development effort.

HDR Engineering has been selected to complete the Integrated Regional Water Master Plan 2020. Project timeframe is 18 months (projected complete in late CY 2019) and budget is \$449,936. SWFWMD has approved 50% co-funding (\$225,000) for this project.

Current status

The Board approved a contract with HDR to complete the Integrated Regional Water Supply Plan 2020 on July 25, 2018 and the Agreement was executed on August 23, 2018. A formal kick-off meeting was held on September 12, 2018. Draft sections of the Integrated Regional Water Supply Plan 2020 have been received for review and comment including Section 1 – Introduction and Brackground; Section 2 – Regional Facilities Update; Section 3 – Demand Projection Update; Section 4 – Source Selection and Resiliency and Section 6 – Water Management and Conservation. A project update and presentation on the transmission system modeling effort was made to the Authority members and customers at the September 11, 2019 Professional Staff Meeting. A project update was presented at the December 4, 2019 Peace River Manastoa Regional Water Supply Authroity's Board Meeting noting a request for Board acceptance of the Integrated Regional Water Supply Plan 2020 at the scheduled April 1, 2020 meeting.

Project History Briefing

Project: Integrated Regional Water Supply Master Plan 2020

Date: January 31, 2020

Prepared by: Terri Holcomb, P.E., Resource Management & Planning Manager

The following information summarizes the historical milestones and key events of the Water Supply Master Plan 2020.

July 2018	Board approved Agreement with HDR Engineering for completion of the Authority's 2020 Water Supply Master Plan. Cost is not to exceed \$449,936. SWFWMD co-funding up to 50% (~\$225,000) is available.
August 2018	Professional Services Agreement with HDR was executed by all parties on 8/23/2018 and notice to proceed was issued. Data gathering is ongoing
September 2018	Project kick-off meeting held 9/12/2018 at the Authority's Lakewood Ranch office. HDR, SWFWMD, and Authority staff were present. Data gathering is ongoing.
October 2018	Project progress meeting held 10/26/2018 at the Authority's Lakewood Ranch office. Ongoing work includes compiling local hydraulic models into regional framework, Demand projections update and evaluation of existing facilities.
November 2018	Ongoing work includes compiling local hydraulic models into regional framework, demand projections update, compilation of existing facilities data and evaluation of opportunities at existing facilities.
January 2019	Project progress meeting held on 1/17/2019 at the Authority's Lakewood Ranch office. Draft Sections on Task 2 – Regional Facilities Update and Task 3 - Demand Projection Update are nearing completion for Staff review. In addition HDR held an additional conference call to update the status of the compilation of the regional hydraulic model.
March 2019	A project update and presentation was made at the 3/13/2019 Professional Staff Meeting in Manatee County. The Consultant Team presented on the Demand Projection Methodology with a

recommendation of the most probable range of future regional water supply demands.

- April 2019 Project progress meeting was held on 4/26.2019 at the Authority's Lakewood Ranch office. The Consultant Team reviewed with Authority Staff previous and new source identification and evaluation alternatives to be included in Section 4.0 – Regional Sources, Source Selection and Resiliency of the IRWSP 2020.
- May 2019 Section 3.0 – Draft Demand Projection Update was sent to Professional Staff on 5/9/2019 for review and comment. A project meeting was held on 5/21/2019 to discuss regional source / system resiliency efforts and options. Draft Section 6.0 – Demand Management and Water Conservation was received on 5/23/2019 and a IRWSP 2020 Update presentation was provided to the Board at the May 29th PRMRWSA Board meeting.
- July 2019 Draft Section 4.0 – Regional Sources, Source Selection and Resiliency was received on 7/8/2019 for review and comment. A project progress meeting was held on 7/12/2019 at the Authority's Lakewood Ranch office. The Consultant Team reviewed with Authority and SWFWMD staff Draft Section 4.0 – Regional Sources, Source Selection and Resiliency.
- August 2019 Project meeting held with the Consultant on August 7th to review preliminary hydraulic modeling efforts. Additional Project meeting held with the Consultant on August 28th to review comments received on the Draft Section 4.0 – Regional Sources, Source Selection and Resiliency.
- September 2019 A project update and presentation was made at the September 11, 2019 Professional Staff Meeting in Charlotte County. The Consultant Team presented on the Preliminary findings from the Section 5.0 – Regional Transmission System hydraulic modeling efforts.
- October 2019 A presentation was given at the American Water Works Association – Water Infrastructure Conference in St. Louis on Monday October 21, 2019 covering the benefits of a regional hydraulic model to help with emergency planning. A project meeting was held on October 24th, 2019 to review draft sections of the IRWSP 2020 including the Regional Transmission System and Water Supply Source Evaluations.
- December 2019 A project update was presented at the December 4th, 2019 Board Meeting.

January 2020

Draft copies of Section 4 – Regional Sources and Resiliency and Section 6 – Demand Management and Water Conservation were sent to Professional Staff on January 6th, 2020 for review and comment.

***PEACE RIVER MANASOTA REGIONAL WATER SUPPLY AUTHORITY
BOARD OF DIRECTORS MEETING
January 31, 2020***

**ROUTINE STATUS REPORTS
ITEM 8**

Peace River Basin Report

MEMORANDUM

TO: Board Members and Pat Lehman
FROM: Doug Manson, Laura Donaldson, and Paria Shirzadi Heeter
RE: Peace River Basin Report
DATE: January 15, 2020

Mosaic Fertilizer, LLC- South Fort Meade Mine

On November 16, 2019, DEP issued a Request for Additional Information (“RAI”) letter to Mosaic Fertilizer, LLC (“Mosaic”) for its environmental resource permit (“ERP”) modification application for its South Fort Meade Mine – Hardee County (“SFM-HC”) for the proposed addition of 34.7 acres to its South Fort Meade Mine boundary (bringing the total mine footprint to 11,597 acres, with mining activities occurring on 8,343 acres). The 34.7-acre addition consists of the following properties: ATP Groves, Mosaic property adjacent to the Hardee County Landfill parcels, and part of County Road (“CR”) 664A.

Mosaic submitted its response to the above RAI on December 12, 2019. The RAI requested, and Mosaic submitted, the following documents and/or additional information on the following issues, among others: erosion concerns and topography of the new CR 664A; a Hardee County letter of intent to operate and maintain the ditches, berm, and any other stormwater management features (collectively, “water management features”) in perpetuity; conveyance of the land that contains the water management features to Hardee County; reasonable assurance to prove the water management features are appropriately sized, shaped and designed; operation and maintenance of the perimeter ditch and berm system; revised stormwater pollution prevention

plans; a revised reclaimed streams summary; and clarification regarding the acres of CR 664A to be mined/disturbed and the acres to be reclaimed. On January 6, 2020, DEP staff issued a memorandum stating that they had reviewed the Mosaic permit modification application for the 34.7-acre addition and did not have any comments of engineering or hydrologic concern.

Mosaic's approved SFM-HC is located just south of the Polk/Hardee County line, northeast of Wauchula, and mostly east of the Peace River in Hardee County. Major sub-watersheds of the SFM-HC area include the Little Charlie Creek basin (Little Charlie Creek is located within the Peace River-Lower Peace River Watershed).

Mosaic Fertilizer, LLC- Bartow Facility Leak

On October 23, 2019, Mosaic discovered a leak at its Bartow Facility, a phosphate fertilizer manufacturing facility located at 3200 State Road 60 West in Polk County. Mosaic workers set up a waterproof dam around the seepage area (water flow is estimated at 80 to 100 gallons per minute) and set up a pump to collect the water and channel it to a nearby pond, where it would normally go. Mosaic reported the leak to DEP and has been providing daily updates to DEP on the status of conditions at the Bartow Facility. The January 10, 2020 update sent to DEP states that Mosaic's investigation is continuing and that: Mosaic is conducting sampling of manholes at the base of the gypsum stack, key stack underdrains, and key locations for pH and conductivity; the rock drain construction was completed and water associated with the original feature is being managed by pumping this drain back into the system; the marsh area pump remains in place to be operated if needed; inspections of the area and associated infrastructure are taking place multiple times per shift; SPT borings and piezometer installation in the area are underway, with many already completed; and the dye test commenced on December 9, 2019 and is complete. The January 10th

update also states that collected monitoring and sampling data indicate that there are no offsite impacts or detrimental effects to surface or drinking water detected, and that the gypsum stack structure itself remains structurally unaffected. Finally, in the update, Mosaic states that the Bartow Facility ceased gypsum transfer to the active stack on January 5, 2020 due to curtailment. The source or cause of the leak has not yet been determined.

Mosaic Fertilizer, LLC- Ona Mine Consent Order

On December 23, 2019, DEP issued a consent order to Mosaic stating that Mosaic had conducted construction activities that resulted in the violation of water quality standards and the unauthorized filling of wetlands or other surface waters outside of the approved disturbance area identified in its ERP No. MMR_169281-015 for its Ona Mine in Hardee County. The consent order also finds that Mosaic conducted construction activities that resulted in the violation of water quality standards outside of the approved disturbance area identified in wetland resource permit No. MMR 146465-001 for its South Fort Meade Mine (“SFM”) in Polk County.

Mosaic had notified DEP on July 23, 2019 of an unauthorized discharge at the Ona Mine associated with construction of its “West Horse Creek Phase 2 BMP” area. The unauthorized discharge was outside the permitted disturbance boundary and within the landward extent of an unnamed tributary to Horse Creek. Inspections and water quality sampling conducted by DEP staff (on July 23 and 25, 2019) revealed that the unauthorized discharge resulted in turbidity levels exceeding water quality standards.

Mosaic had also notified DEP on August 16, 2019 of an unauthorized discharge at the SFM associated with erosion repairs on a dam at the SFM. DEP staff inspected the site on August 16, 2019. During the inspection, and in subsequent information provided to DEP on September 27, 2019,

Mosaic explained that excessive rainfall in a short period of time caused the newly repaired areas to erode resulting in turbid stormwater flowing beyond the toe of the dam, eventually reaching wetlands in an adjacent reclamation parcel that connects to Stephens Branch, a locally named tributary to the Peace River. The consent order explained that corresponding turbidity monitoring in the Peace River immediately downstream of the confluence with Stephens Branch showed results that were below the state water quality standard for turbidity in the Peace River itself.

Based on the violations described above, the DEP consent order imposes \$11,000 in civil penalties and \$2,000 for costs and expenses DEP has incurred in investigating these matters, which amounts to a total of \$13,000.

Mosaic Fertilizer, LLC- New Wales Gypsum Stack Phase III Extension

On December 2, 2019, DEP issued a RAI to Mosaic regarding its construction/operation permit application for the New Wales Plant Phase III gypsum stack extension (“Phase III extension”). The New Wales facility manufactures solid ammoniated phosphate fertilizers and animal feed ingredients. The Phase III extension adds 231 acres (205 acres of which were previously mined lands) to the existing New Wales South Gypsum Stack. The 231-acre Phase III extension is comprised of: i) a lined area of 167 acres; ii) 24 acres of perimeter earthen dikes; and iii) 40 acres of stormwater drainage ditches and access roads. The December 2nd RAI requires Mosaic to provide the following to DEP by January 23, 2020:

- additional information and hydrogeological, geophysical, or geotechnical investigations evaluating the subsurface beneath the Phase III extension site (“project site”) to assess potentially unstable areas and evaluate the suitability of the foundation to support the proposed facility;
- additional information and evaluation of the seismic data provided (because the RAI states that the seismic data has indicated areas for further exploration to determine

whether additional engineering measures are needed to provide assurance that the subsurface in those areas will be adequate to support the proposed facility);

- additional information regarding the hydraulic modeling (due to the fact that the storm event modeling shows the water level within the cooling pond rising above the maximum emergency water elevation); and
- a recommended initial protocol for reporting to DEP the monitoring results for the foundation drainage system so that any detected changes can be timely identified to prevent development of subsurface conditions that may threaten the integrity of the proposed facility.

The New Wales facility is located on County Road 640 West, southwest of Mulberry, in Polk County near the Hillsborough County line. A sinkhole developed in the Phase II West Area of the South Gypsum Stack in August 2016. A consent order was issued by DEP on October 24, 2016 and remediation of the sinkhole and groundwater recovery was undertaken in accordance with the consent order.

U.S. Agrichemicals- Ft Meade Chemical Plant

On November 22, 2019, U.S. Agrichemicals submitted a revised renewal application for a permit to discharge wastewater and stormwater to surface waters for its existing Ft Meade Chemical Plant in Polk County. The facility is located at 3225 State Road 630 West and produces fertilizer from phosphate rock. Four of the site's outfalls discharge treated process water and/or stormwater to Mill Branch, which flows to Whidden Creek then the Peace River.

O-M Holdings, L.L.C.—Highland Lakes Mine

On January 2, 2020, DEP issued an ERP/water quality certification to O-M Holdings, L.L.C. ("O-M Holdings") for a stormwater management system to conduct mining operations at a new sand mine (Highland Lakes Mine). The permit authorizes O-M Holdings to construct a stormwater

management system and conduct mining operations on approximately 120.9 acres, of which 6.56 acres are wetlands (4.46 acres of which will be impacted). The construction phase of the project is expected to last 13 years and approximately 118 acres will be mined to an average depth of 30 feet and a maximum depth of 60 feet from the existing grade (or maximum 124 feet National Geodetic Vertical Datum). Mining is to be conducted by dry mining surface excavation of soils. Surface runoff from the project site will be conveyed into adjacent mined out pits by a stormwater ditch before eventually discharging through an existing box culvert to Phyllis Branch.

The project is located at 1881 EF Griffin Road, Bartow, in Polk County, and is within the Phyllis Branch watershed, a tributary of the Peace River.

Charlotte County- William R. Gaines Jr. Veterans Memorial Park Modification Project

On June 10, 2019, Charlotte County submitted an ERP application (No. 26252.002) to the Southwest Florida Water Management District (“SWFWMD”) for the construction of additional phases of a system—the William R. Gaines Jr. Veterans Memorial Park Modification Project (“Project”), located in Charlotte County within the Peace River Basin. The 10.57-acre Project area for which the permit is sought is located between two tidal creeks that discharge into Alligator Bay, the Peace River, and the Gasparilla Sound. The application states that no work is proposed within either Sunrise or East Spring Waterway as part of the Project (Sunrise Waterway is a 3-mile stream that flows into the Peace River). Stormwater runoff from the Project is directed through swales, catch basins and drainage piping to four on-site effluent filtration ponds, and the Project’s drainage area discharges to Alligator Bay, which flows to the Peace River.

On July 8, 2019, SWFWMD issued a RAI requesting additional information relating to the following topics: site information, environmental considerations (including wetland and surface

water impacts), plans, drainage information, and operation and maintenance documentation. On September 26, 2019, Charlotte County submitted its response to the RAI, and, on October 21, 2019, SWFWMD issued a clarification letter. The clarification letter requests, and Charlotte County's November 18, 2019 response provides, additional information and/or revisions to the application in relation to the following: environmental considerations (including wetland and surface water impacts), construction plans, a buffer management plan for wetlands, and cost estimates for proposed mitigation, maintenance and monitoring activities.

Mosaic Fertilizer, LLC – Integrated Water Use Permit

On October 17, 2019, Mosaic submitted an application for a letter modification (Permit No. 20011400.029) (“Modification”) to SWFWMD for its Integrated Water Use Permit (“IWUP”), and on December 18, 2019, SWFWMD issued a notice of intended agency action letter proposing issuance of the Modification. Mosaic’s IWUP authorizes the majority of Mosaic’s water use for its activities in DeSoto, Hardee, Hillsborough, Manatee, Polk, and Sarasota counties (in the Peace River, Manasota River, Hillsborough River, and Alafia River Basins). The Modification updates the project area boundary (due to the proposed addition of approximately 4,162 acres to Mosaic’s South Fort Meade Mine, referred to as South Fort Meade Eastern Reserves), transfers two wells (that do not currently have any quantities assigned to them) to another existing Mosaic agricultural water use permit, and adds a potable supply well (for the new field office and maintenance area Mosaic is building just south of State Road 62 in Hardee County) and fire protection/truck washing station well (as well as adding well construction and warranty deed permit conditions). The Modification states there will be no change in the total permitted quantities, which are: 69.6 gallons per day (“mgd”) annual average, 69.6 mgd drought annual average, and 87 mgd peak month.

Sarasota County BOCC – Water Use Permit

On May 21, 2019, the Sarasota County Board of County Commissioners (“Sarasota BOCC”) submitted an application for a water use permit modification (Permit No. 8836.014) (“WUP Modification”) for Sarasota County Utilities Consolidated Permit to the SWFWMD, and on November 22, 2019, Sarasota BOCC submitted a response to SWFWMD’s request for additional information. The permit is for 13.737 mgd annual average (16.499 mgd peak month) for public supply use and is located in the Manasota Basin. This WUP Modification requests to revise a special condition in the permit to remove the chloride trigger levels from the 16 production wells at the Carlton Memorial Reserve Well Field and assign the proposed chloride trigger levels to monitoring wells. A total of 11 monitoring wells are proposed as “Chloride Concentration Trigger Level” wells (with their specified chloride concentration action levels) for assisting in managing the well field and the groundwater resources in the Carlton Memorial Well Field area: 5 of these wells (3 existing and 2 proposed) are to monitor Permeable Zone 3 (“PZ-3”) of the Intermediate aquifer and 6 wells (5 existing and 1 proposed) are to monitor the Upper Floridan aquifer. The WUP Modification also sets forth what action will be taken if a chloride trigger level is exceeded. This WUP Modification does not request any change to the permitted quantities of water.

Felton Walker Farms – Water Use Permit

On October 18, 2019, SWFWMD received an application from Felton C. Walker Jr. to modify its water use permit (No. 7350.007) for its Felton Walker Farms project. The permit is for agricultural use in Manatee County in the Manasota Basin, and is located in the Southern Water Use Caution Area and Most Impacted Area. The modification requests to relocate water quantities from another permit and to increase the authorized annual average quantity from 1.38 mgd to 1.74 mgd

(no change in the peak month quantity of 3.87 mgd). On November 7, 2019, SWFWMD issued a RAI requesting that the applicant provide additional information regarding the following: groundwater modeling; reasonable assurance that the proposed withdrawals will not cause adverse impacts to existing legal users and the Verna Wellfield; eliminating the additional drawdown of the Upper Floridan Aquifer (predicted by SWFWMD's preliminary groundwater modeling of the annual average quantity due to the proposed relocation of quantities); and impacts to environmental features.