

**PEACE RIVER MANASOTA REGIONAL WATER SUPPLY AUTHORITY
BOARD OF DIRECTORS MEETING
SUMMARY AGENDA
July 28, 2016 @ 9:30 a.m.**

REVISED

Charlotte County Administration Center, Commission Chambers, Room 119
18500 Murdock Circle, Port Charlotte, Florida

ALL MEETINGS ARE OPEN TO THE PUBLIC

Commissioner Christopher G. Constance, Charlotte County, Chairman
Assistant County Administrator Mark A. Cunningham, Sarasota County [Alternate]
Commissioner Elton A. Langford, DeSoto County
Commissioner John R. Chappie, Manatee County

CALL TO ORDER

INVOCATION

Commissioner Elton Langford

PLEDGE OF ALLEGIANCE

Led by the Board

WELCOME GUESTS

PUBLIC COMMENTS

Open to the Public – Three (3) minute time limit per person. Anyone wishing to address the Board on any agenda item or non-agenda issue should complete a ‘request to speak’ card and hand to the recording secretary.

RESOLUTIONS/PRESENTATIONS

1. ‘We’ve Come a Long, Long Way’ Video Presentation

PUBLIC HEARING – BUDGET FOR FY 2017

1. Open Public Hearing
2. Presentation of Budget for FY 2017
3. Public Comment
4. Close Public Hearing

BUDGET FOR FY 2017**1. Adoption of Budget for FY 2017****Presenter -**

Patrick Lehman, Executive Director

Recommended Action -**Motion** to approve the Budget for FY 2017 in the amount of \$43,931,504.

The proposed final Budget for FY 2017 is presented in accordance with the 'Second Amended Interlocal Agreement Creating the Peace River Manasota Regional Water Supply Authority' and the 'Master Water Supply Contract'. The final budget includes all anticipated expenditures of the Authority for its projects and activities for the ensuing fiscal year, including, but not limited to, operating and maintenance costs, management and planning costs, and debt service.

The Tentative Budget for FY 2017 was approved by the Board on April 6, 2016. There have been no changes to the proposed final budget. The final proposed Budget for FY 2017 is \$43,931,504.

2. Resolution 2016-05 'Resolution Setting Forth Rates, Fees and Charges for FY 2017'**Presenter -**

Patrick Lehman, Executive Director

Recommended Action -**Motion** to approve Resolution 2016-05 'Resolution Setting Forth Rates, Fees and Charges for FY 2017'.

Resolution 2016-05 formalizes the Board adoption of the Budget for FY 2017 and establishes the rates, fees and charges by the Authority for FY 2017 in accordance with the 'Second Amended Interlocal Agreement Creating the Peace River Manasota Regional Water Supply Authority' and the 'Master Water Supply Contract'.

CONSENT AGENDA**1. Minutes of June 1, 2016 Board of Directors meeting****Recommended Action -****Motion** to approve minutes of June 1, 2016 Authority meeting.

Draft minutes of June 1, 2016 Authority meeting are provided for Board approval.

~~**2. MBDV P.A. Additional Legal Services**~~~~**Recommended Action -**~~~~**Motion** to approve additional General Counsel Services for MBDV P.A. for an amount not to exceed \$20,000.~~

~~The Agreement for General Counsel Services with Manson Bolves Donaldson Varn (MBDV) provides for general counsel and legal support services for the Authority. The Agreement authorizes total fees for FY 2016 up to \$180,000 for work within the defined scope of services. The Agreement also allows for out of scope work at additional cost upon recommendation of the Executive Director and approval of the Board of Directors.~~

~~The Board has been updated at previous Board meeting regarding MBDV legal representation of the Authority for the RTD settlement agreement and the Phase 1 Interconnect funding agreements with the~~

~~City of Punta Gorda, SWFWMD and the Department of Environmental Protection. Both of these efforts included work outside of the defined scope of services for MBDV. The RTD settlement resulted in the award of \$224,000 in liquidated damages to the Authority. The Phase 1 Interconnect funding resulted in \$12M in funds (\$6M SWFWMD; \$4M DEP; \$2M Punta Gorda) for the regional pipeline project and \$16M funding for the City of Punta Gorda’s RO facility.~~

~~Staff recommends that the Agreement for General Counsel Services be amended to provide additional compensation for the two special projects in the amount below:~~

- ~~• RTD settlement agreement: \$10,000~~
 - ~~• Phase 1 Interconnect funding: \$10,000~~
- ~~\$20,000~~

~~Funds are available in the FY 2016 Budget for additional legal services.~~

~~**Budget Action** – No action needed.~~

3. Resolution 2016-06 ‘Florida Water Professionals Month’

Recommended Action - **Motion** to approve Resolution 2016-06 ‘Florida Water Professionals Month’.

Safe drinking water is the lifeblood of our communities. The Florida Water and Pollution Control Operators Association is a statewide organization of dedicated operators that maintain water quality in Florida and assure safe drinking water to the public. The Authority is pleased to join in the observance of August as ‘Florida Water Professionals Month’.

4. U.S. Geological Survey Joint Funding Agreement #17ESFL000000105

Recommended Action - **Motion** to approve and authorize Executive Director to execute U.S. Geological Survey Joint Funding Agreement# 17ESFL000000105.

The USGS and the Authority have participated in joint funding agreements for monitoring in the Lower Peace River/Upper Charlotte Harbor since 1998 as part of the enhanced Hydrobiological Monitoring Program (HBMP). The existing agreement with the USGS, which covers a data collection program for three tide-stage and specific conductance gage stations in the Peace River will expire at the end of FY 2016 (September 30, 2016).

The new USGS agreement covers FY 2017 (October 1, 2016 through September 30, 2017). The costs and funding distribution for this program are unchanged from the 2016 Agreement. The funding distribution is as follows:

	<u>Amount</u>
• Authority	\$28,100
• USGS	<u>\$24,700</u>
	\$52,800

Funds have been included for this work in the proposed FY2017 budget.

Budget Action – No action needed.

REGULAR AGENDA

1. Water Supply Conditions – Staff Presentation

Presenter - Richard Anderson, System Operations Manager

Recommended Action - **Status Report.** This item is presented for the Board’s information and no action is required.

Water Supply Conditions at the Peace River Facility as of July 12, 2016.

- Water Supply Quantity: Excellent
- Treated Water Quality: Excellent

July Water Demand	25.26 MGD
July River Withdrawals	58.28 MGD
<u>Storage Volume:</u>	
Reservoirs	5.68 BG
ASR	<u>5.57 BG</u>
Total	11.25 BG

2. Hurricane Preparedness – Staff Presentation

Presenter - Kevin Morris, Science and Technology Officer

Recommended Action - **Status Report.** This item is presented for the Board’s information and no action is required.

It has been nearly 12 years since Hurricane Charley’s landfall in Charlotte County. Hurricane Charley was a Category 4 hurricane, the strongest to hit Southwest Florida since Hurricane Donna in 1960. The storm rapidly intensified in the hours leading up to landfall on August 13, 2004. Charley was originally expected to hit further northward along the coast in the Tampa Bay region but an unseasonal mid tropospheric trough moving southwest out of Georgia collided with the storm and steered it eastward. Just two hours before landfall, meteorologists changed the projection from the Tampa-St. Petersburg area to Port Charlotte, catching many unprepared. The storm led to 10 deaths in the US, damaged or destroyed more than 23,000 homes and caused nearly \$16 billion in damage.

This item includes a staff presentation on Hurricane Charley from the standpoint of regional water supplies. Pictures are included of storm damage at the Peace River Facility and the Shell Creek Water Treatment Plant. Finally, projects are discussed which have been completed since the storm to bolster regional reliability and sustainability.

3. Orange Hammock Ranch Conservation – Update

Presenter - Patrick Lehman, Executive Director

Recommended Action - **Status Report.** This item is presented for the Board’s information and no action is required.

The Orange Hammock Property is located in southeastern Sarasota County within the limits of the City of North Port. The property is undeveloped and abuts the western boundary of the RV Griffin Reserve owned by SWFWMD and managed by the Authority for multiple uses including the regional reservoir and ASR Wellfield.

The Conservation Foundation of the Gulf Coast is facilitating a collaborative process of agencies for the purchase of the property, including Sarasota County, City of North Port and Southwest Florida Water Management District. Staff will provide an update on the process.

4. Executive Director Annual Review Process

Presenter - Christopher Constance, Chairman

Recommended Action - **Discussion Item.** This item is presented for Board discussion.

The Board performs an evaluation of the executive director on an annual basis. The Chair will discuss the Authority’s process and compare with the process in-place for the member governments for their respective county administrators.

GENERAL COUNSEL’S REPORT

Presenter - Douglas Manson, General Counsel

Recommended Action - **Status Report.** This item is presented for the Board’s information and no action is required.

1. Liquid Alum Litigation

Doug Manson and Patrick Lehman have had discussions with Richard Salem of the Salem Law Group regarding potential antitrust recovery opportunity relating to liquid alum sulfate bid rigging resulting from the Department of Justice and State of Florida investigations. Mr. Salem will update the Board on steps that may be warranted to evaluate a potential claim on behalf of the Authority.

EXECUTIVE DIRECTOR’S REPORT

Presenter - Patrick Lehman, Executive Director

Recommended Action - **Status Report.** This item is presented for the Board’s information and no action is required.

ROUTINE STATUS REPORTS

1. Hydrologic Conditions Report
2. Check Registers for May and June 2016
3. Regional Integrated Loop System Phase 1 Interconnect [U.S. 17 to Punta Gorda]
4. Regional Integrated Loop System Phase 3B Interconnect [S.R. 681 to Clark Road]
5. Partially Treated Water Aquifer Storage & Recovery Concept

These reports are for informational purposes and no presentation is made. Staff is available for questions.

BOARD MEMBER COMMENTS**PUBLIC COMMENTS**

Open to the Public – Three (3) minute time limit per person. Anyone wishing to address the Board on any issue should complete a ‘request to speak’ card and hand to the recording secretary.

SCHEDULE OF FUTURE MEETINGSNext Authority Board Meeting

Wednesday, October 5, 2016 @ 9:30 a.m.
Sarasota County Administration Center
Commission Chambers, First Floor
1660 Ringling Boulevard, Florida

Future Authority Board Meetings

December 7, 2016 @ 9:30 a.m. – Manatee County Administrative Center, Bradenton, Florida

ADJOURNMENT

**PEACE RIVER MANASOTA REGIONAL WATER SUPPLY AUTHORITY
BOARD OF DIRECTORS MEETING
July 28, 2016**

**RESOLUTIONS/PRESENTATIONS
ITEM 1**

'We've Come A Long Way'- Video Presentation

The year 2016 marks the 25th anniversary of Peace River Manasota Regional Water Supply Authority's acquisition of the Peace River Facility. A short video presentation was developed to commemorate that milestone and includes brief interviews of leaders who have helped shape and advance the Authority and its regional water supply vision.

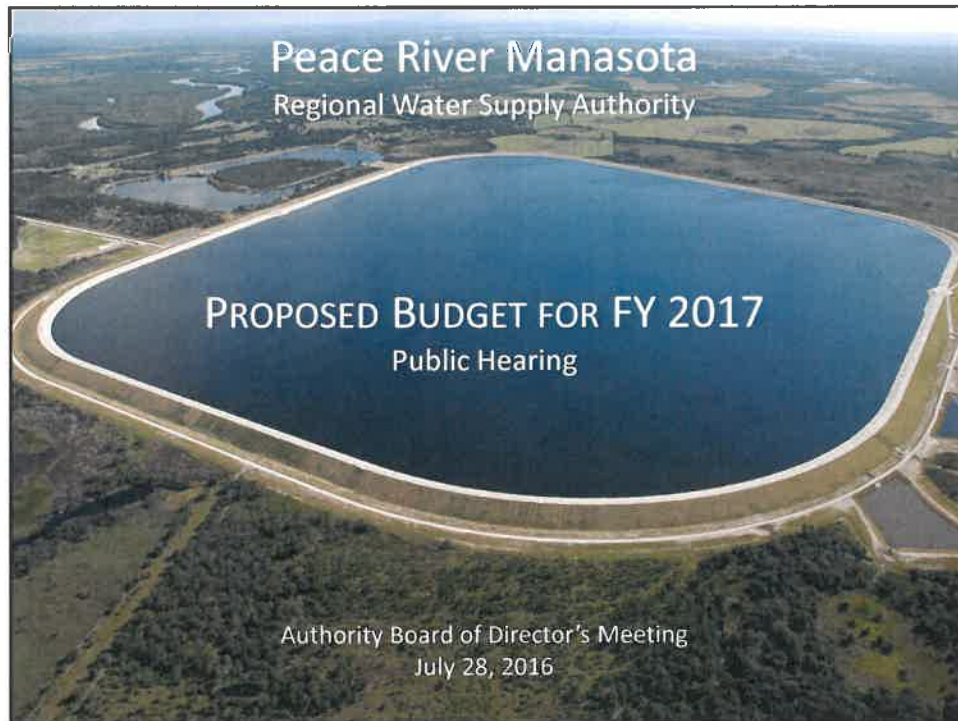
A longer version of the 25th anniversary video (approximately 20 minutes) was also produced and has been conveyed to Customer Governments media departments.

***PEACE RIVER MANASOTA REGIONAL WATER SUPPLY AUTHORITY
BOARD OF DIRECTORS MEETING
July 28, 2016***

PUBLIC HEARING

Budget for FY 2017

1. Open Public Hearing
2. Presentation of Budget for FY 2017
3. Public Comment
4. Close Public Hearing



Budget for FY 2017

Mission of the Authority is:

"To provide the region with a sufficient, high quality, safe drinking water supply that is reliable, sustainable and protective of our natural resources now and into the future."

Vision of the Authority is:

"Through cooperation and collaboration the Authority and its members shall create and maintain a sustainable, interconnected regional water supply system."

Budget for FY 2017

Budget Process



Budget for FY 2017

	FY 2016 Budget	FY 2017 Budget	Increase/ (Decrease)
Total Enterprise Fund	\$ 37,158,279	\$ 43,931,504	\$ 6,773,225
Administrative Office Facilities	\$ 659,500 \$ 36,498,779	\$ 686,500 \$ 43,245,004	\$ 27,000 \$ 6,746,225

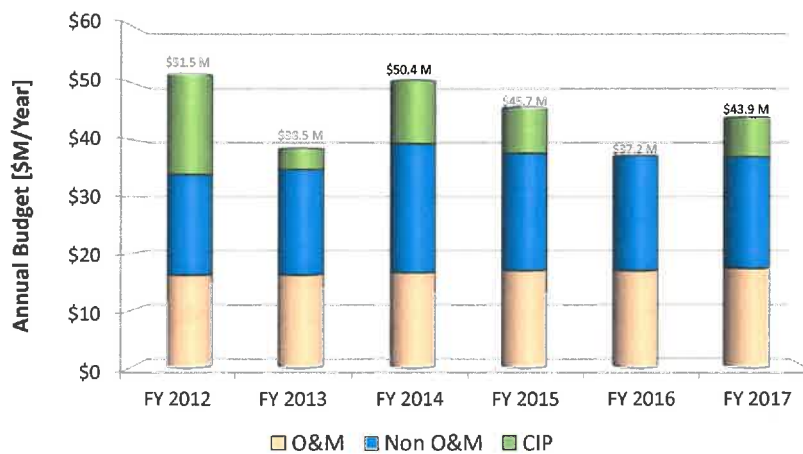
Budget for FY 2017

Budget Analysis:

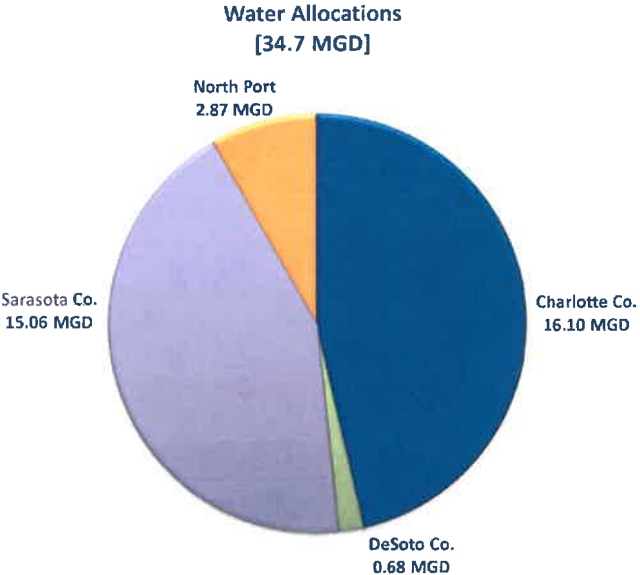
- Increase in cost consistent with increased water demand
- Staffing
 - Personnel compensation increase budgeted at 4% [comparable to members]
 - Health Insurance increase budgeted at 5%
 - Two new staff positions [increase from 45 to 47 FTE]
 - IT position
 - HR/Public Records position
- Contract Services reduction from increased in-house expertise
- Prioritize R&R funding to maintain infrastructure
- Reflects grant funds for CIP projects for Customers savings

Budget for FY 2017

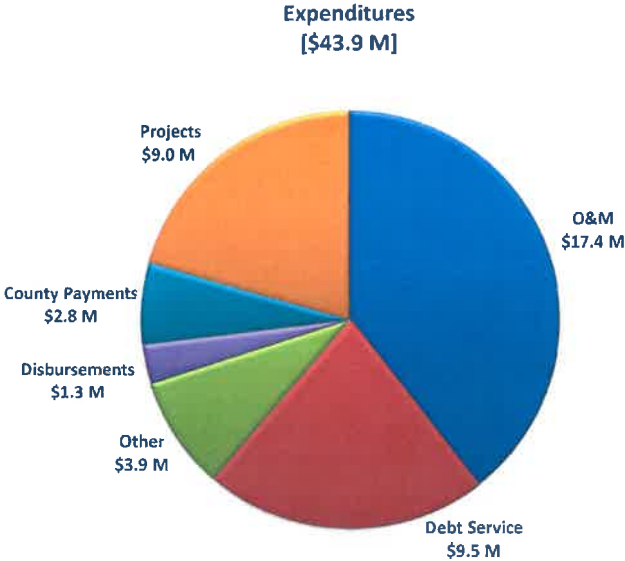
Historical Budgets

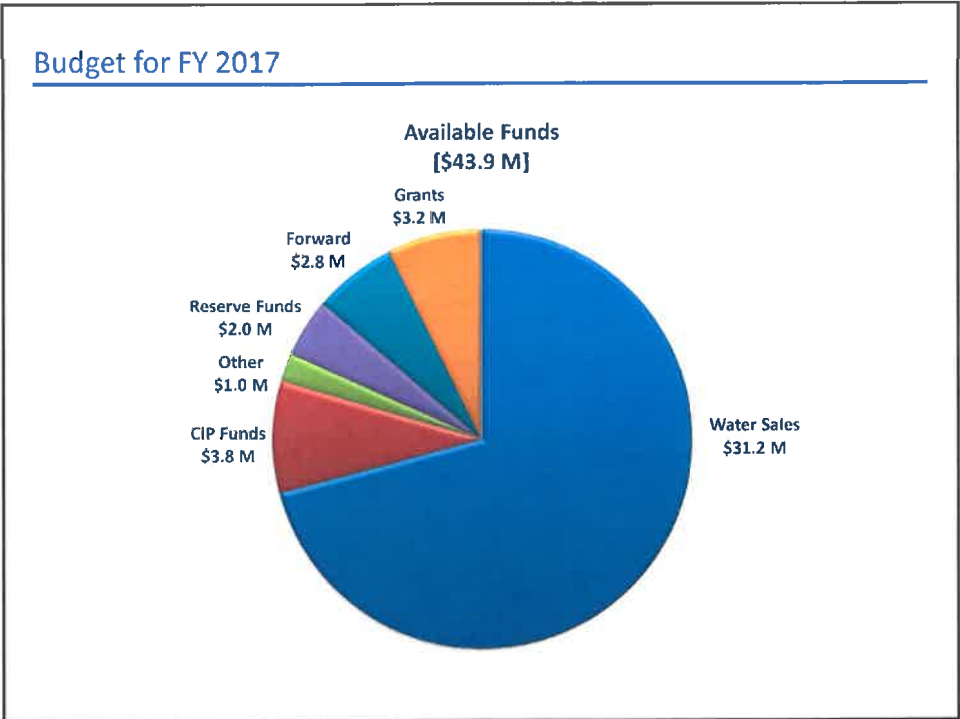


Budget for FY 2017



Budget for FY 2017



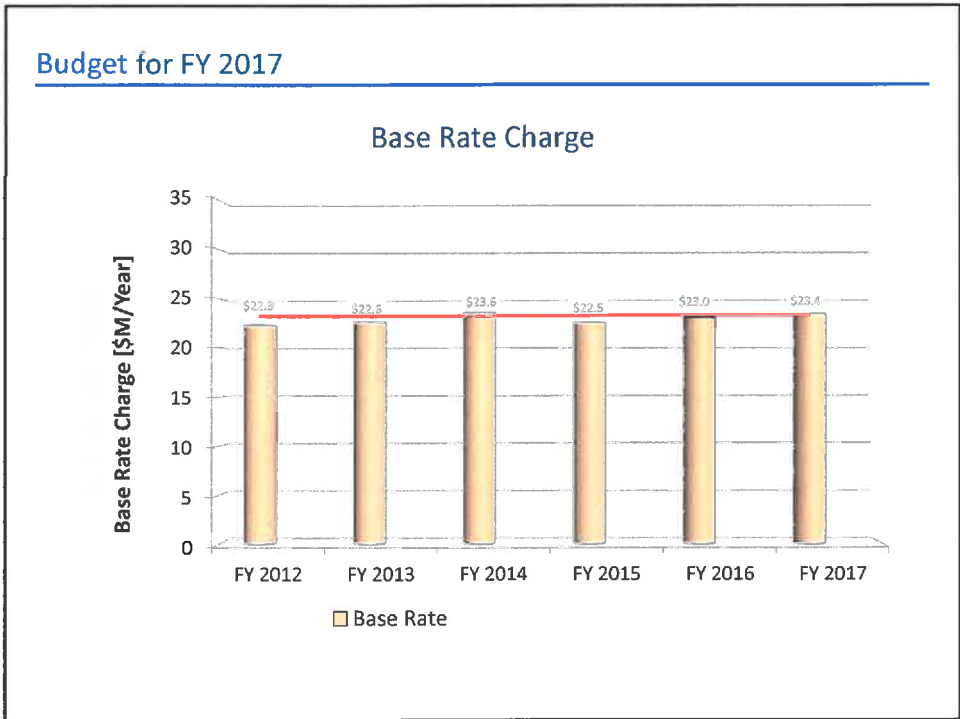
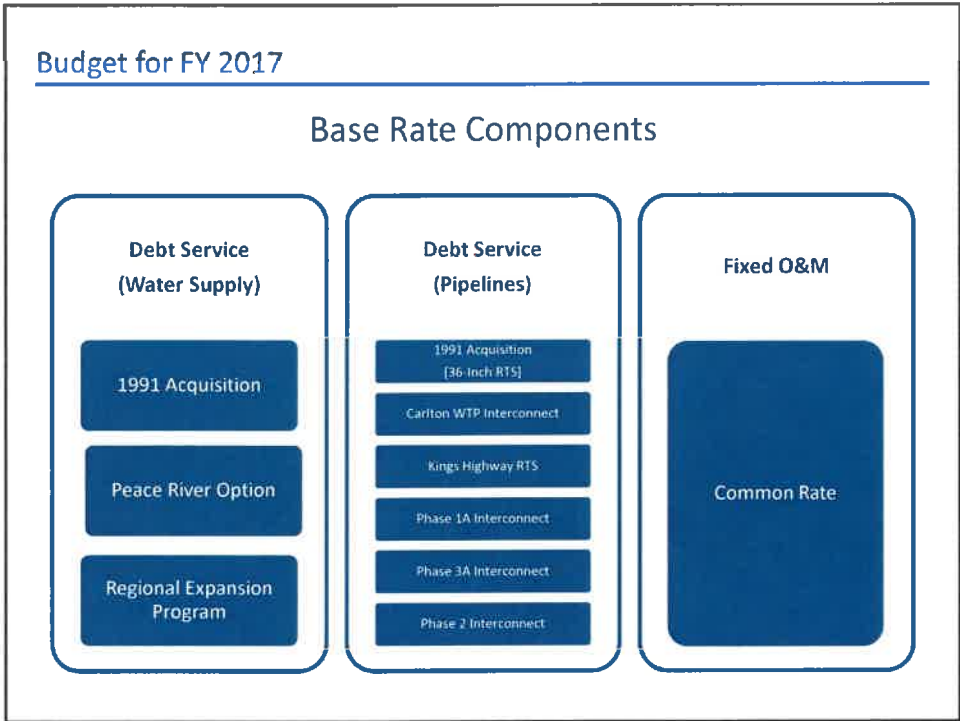


Budget for FY 2017

Water Rate is established by resolution of the Authority for the sale of water and comprised of two components:

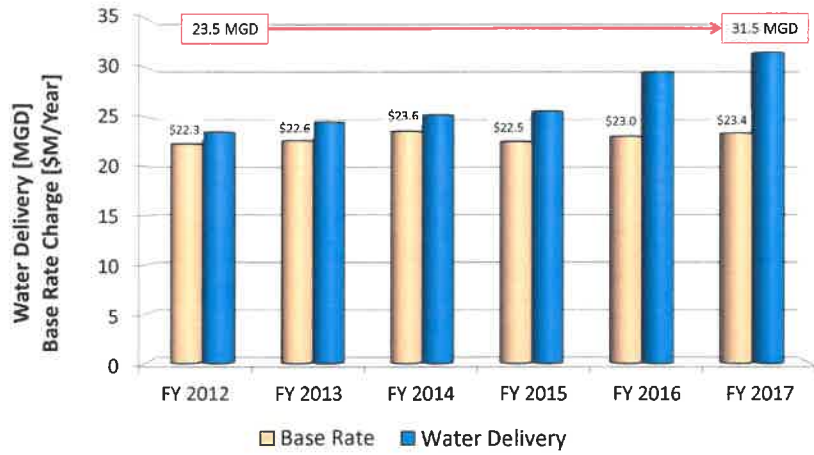
$$\text{Water Rate} = \text{Base Rate Charge [Allocation]} + \text{Water Use Charge [Actual Use]}$$

Conservation Charge for Exceedance applies by for exceeding MWSC water allocation.



Budget for FY 2017

Base Rate Charge



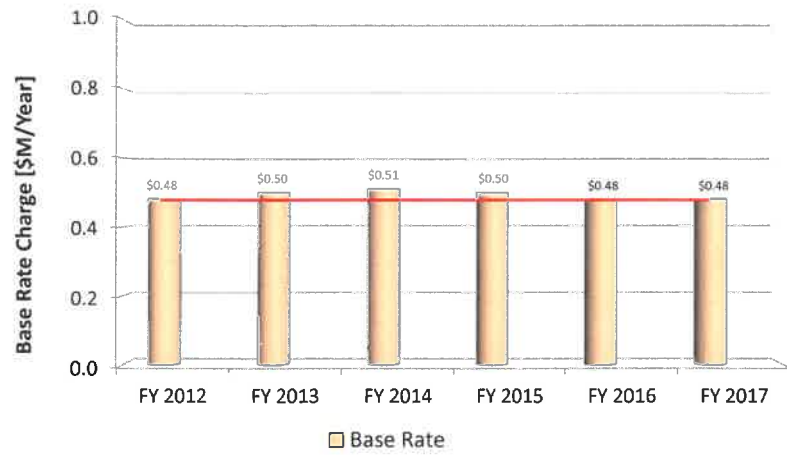
Budget for FY 2017

Base Rate Charge
Charlotte County



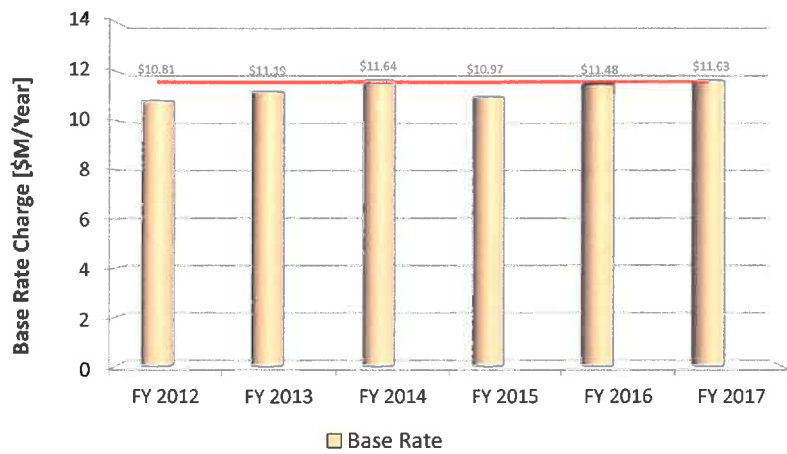
Budget for FY 2017

Base Rate Charge
DeSoto County



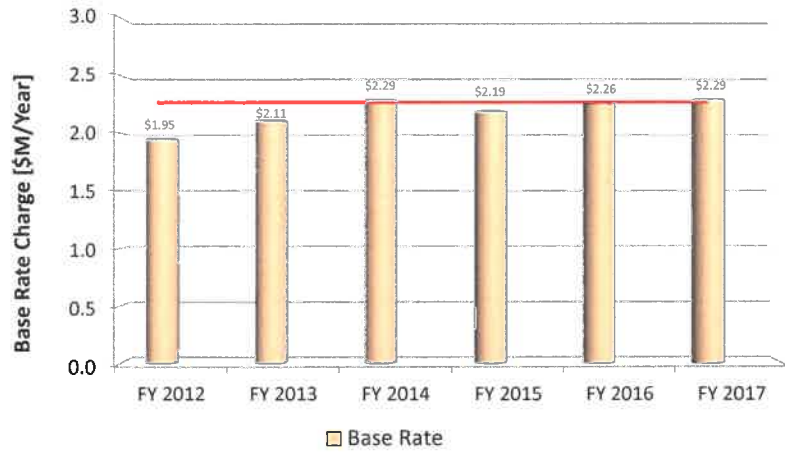
Budget for FY 2017

Base Rate Charge
Sarasota County



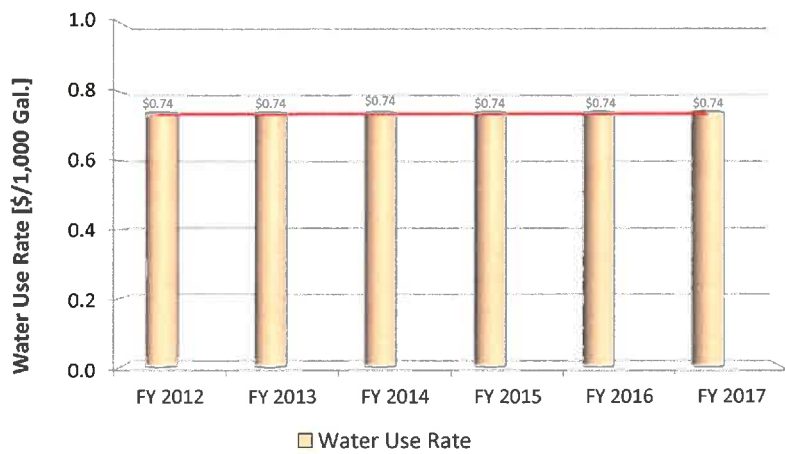
Budget for FY 2017

Base Rate Charge
City of North Port



Budget for FY 2017

Water Use Charge



Budget for FY 2017

Customer Water Rate	FY 2016 Budget	FY 2017 Budget	Increase/ (Decrease)
<u>Base Rate Charge</u> (\$ for FY)			
• Charlotte Co.	\$ 8,810,112	\$ 8,969,668	\$ 159,556
• DeSoto Co	\$ 476,158	\$ 482,715	\$ 6,557
• Manatee Co.	\$ 0	\$ 0	\$ 0
• Sarasota Co.	\$ 11,481,807	\$ 11,627,623	\$ 145,816
• North Port	<u>\$ 2,264,442</u>	<u>\$ 2,291,923</u>	<u>\$ 27,481</u>
	\$ 23,032,519	\$ 23,371,923	\$ 339,409
<u>Water Use Charge</u> (\$/1,000 Gal)	\$ 0.74	\$ 0.74	No Change

Budget for FY 2017

Member Fee	FY 2016 Budget	FY 2017 Budget	Increase/ (Decrease)
<u>Member Fee</u> (\$ for FY)			
• Charlotte Co.	\$ 66,185	\$ 71,772	\$ 5,587
• DeSoto Co.	\$ 44,443	\$ 47,845	\$ 3,403
• Manatee Co.	\$ 95,457	\$ 104,596	\$ 9,139
• Sarasota Co.	<u>\$ 103,415</u>	<u>\$ 112,286</u>	<u>\$ 8,871</u>
	\$ 309,500	\$ 336,500	\$ 27,000

Budget for FY 2017

Member/Customer Planning Assessment	FY 2016 Budget	FY 2017 Budget	Increase/ (Decrease)
<u>Assessment</u> (\$ for FY)			
• Charlotte Co.	\$ 8,885	\$ 10,595	\$ 1,710
• DeSoto Co.	\$ 1,860	\$ 2,062	\$ 202
• Manatee Co.	\$ 18,342	\$ 22,300	\$ 3,958
• Sarasota Co.	\$ 18,959	\$ 24,401	\$ 5,442
• North Port	<u>\$ 1,954</u>	<u>\$ 642</u>	<u>(\$ 1,312)</u>
	\$ 50,000	\$ 60,000	\$ 10,000

Budget for FY 2017

	FY 2017 Proposed Budget
Total Enterprise Fund	\$ 43,931,504

Budget for FY 2017

Public Comment

PEACE RIVER MANASOTA REGIONAL WATER SUPPLY AUTHORITY
BOARD OF DIRECTORS MEETING
July 28, 2016

BUDGET FOR FY 2017
ITEM 1

Adoption of Budget for FY 2017

Presenter -

Patrick Lehman, Executive Director

Recommended Action -

Motion to approve the Budget for FY 2017 in the amount of \$43,931,504.

The proposed final Budget for FY 2017 is presented in accordance with the 'Second Amended Interlocal Agreement Creating the Peace River Manasota Regional Water Supply Authority' and the 'Master Water Supply Contract'. The final budget includes all anticipated expenditures of the Authority for its projects and activities for the ensuing fiscal year, including, but not limited to, operating and maintenance costs, management and planning costs, and debt service.

The Tentative Budget for FY 2017 was approved by the Board on April 6, 2016. There have been no changes to the proposed final budget. The final proposed Budget for FY 2017 is \$43,931,504.

TAB A
FY 2017 Budget Analysis

Peace River Manasota Regional Water Supply Authority
 FY 2017 Budget

FINAL BUDGET
 PUBLIC HEARING
 JULY 28, 2016

BUDGET COST ANALYSIS			
Enterprise Fund	FY 2016 Approved	FY 2017 Proposed	Variance +/-
AVAILABLE FUNDS			
Water Sales	\$30,676,319	\$31,156,528	\$480,209
Member Fee	\$309,500	\$336,500	\$27,000
Customer Planning Assessment	\$50,000	\$60,000	\$10,000
Subtotal	\$31,035,819	\$31,553,028	\$517,209
Estimated Unencumbered Funds from Prior Year	\$2,931,317	\$2,836,176	(\$95,141)
Federal Direct Payment	\$576,143	\$578,300	\$2,157
Interest Income	\$40,000	\$40,000	\$0
Transfer in from Renewal & Replacement	\$2,575,000	\$1,943,000	(\$632,000)
Transfer in from CIP	\$0	\$3,791,000	\$3,791,000
Grants	\$0	\$3,190,000	\$3,190,000
Total Sources	\$37,158,279	\$43,931,504	\$6,773,225
EXPENDITURES			
Insurances	\$528,000	\$503,000	(\$25,000)
Personnel	\$4,018,500	\$4,522,000	\$503,500
Utilities	\$2,106,000	\$2,156,000	\$50,000
Operating Supplies	\$115,000	\$128,500	\$13,500
Water Treatment Chemicals	\$5,409,800	\$5,509,600	\$99,800
Repairs & Maintenance	\$1,711,500	\$1,635,200	(\$76,300)
Machinery & Equipment	\$257,500	\$298,500	\$41,000
Contract Services	\$2,405,500	\$2,183,500	(\$222,000)
General Administration	\$391,000	\$420,500	\$29,500
Subtotal	\$16,942,800	\$17,356,800	\$414,000
Debt Service	\$10,896,824	\$10,892,190	(\$4,634)
County Payments	\$2,772,338	\$2,772,338	\$0
Contingencies	\$520,000	\$520,000	\$0
Transfer out to R&R Account	\$2,000,000	\$2,000,000	\$0
Water Purchase	\$20,000	\$20,000	\$0
Projects	\$2,675,000	\$9,024,000	\$6,349,000
Fund Disbursements	\$1,331,317	\$1,346,176	\$14,859
Total Uses	\$37,158,279	\$43,931,504	\$6,773,225
Enterprise Fund			
	FY 2016 Approved	FY 2017 Proposed	Variance +/-
Water Sales	\$30,676,319	\$31,156,528	\$480,209
Projected Water Delivery [MGD]	29.53	31.52	1.99
Blended Unit Cost [\$1,000 GAL]	\$2.85	\$2.71	(\$0.14)

Peace River Manasota Regional Water Supply Authority
 FY 2017 Budget

FINAL BUDGET
 PUBLIC HEARING
 JULY 28, 2016

WATER RATE AND CHARGES ANALYSIS			
Fixed Charges	FY 2016 Approved	FY 2017 Proposed	Variance +/-
Charlotte County			
Base Charge	\$8,810,112	\$8,969,668	\$159,556
Member Contribution	\$66,185	\$71,772	\$5,587
Customer Planning Assessment	\$8,885	\$10,595	\$1,710
Subtotal	\$8,885,182	\$9,052,036	\$166,854
DeSoto County			
Base Charge	\$476,158	\$482,715	\$6,557
Member Contribution	\$44,443	\$47,845	\$3,402
Customer Planning Assessment	\$1,860	\$2,062	\$202
Subtotal	\$522,461	\$532,622	\$10,161
Manatee County			
Base Charge	\$0	\$0	\$0
Member Contribution	\$95,457	\$104,596	\$9,139
Customer Planning Assessment	\$18,342	\$22,300	\$3,958
Subtotal	\$113,799	\$126,896	\$13,097
Sarasota County			
Base Charge	\$11,481,807	\$11,627,623	\$145,816
Member Contribution	\$103,415	\$112,286	\$8,871
Customer Planning Assessment	\$18,959	\$24,401	\$5,442
Subtotal	\$11,604,181	\$11,764,310	\$160,129
City of North Port			
Base Charge	\$2,264,442	\$2,291,923	\$27,481
Member Contribution	\$0	\$0	\$0
Customer Planning Assessment	\$1,954	\$642	(\$1,312)
Subtotal	\$2,266,396	\$2,292,564	\$26,168
Enterprise Fund			
Base Charge	\$23,032,519	\$23,371,928	\$339,409
Member Contribution	\$309,500	\$336,500	\$27,000
Customer Planning Assessment	\$50,000	\$60,000	\$10,000
Total	\$23,392,019	\$23,768,428	\$376,409
Variable Charges			
	FY 2016 Approved	FY 2017 Proposed	Variance +/-
Water Use Rate Charge			
\$/1,000 gallons	\$0.74	\$0.74	\$0.00

TAB B
FY 2017 Proposed Budget



Peace River Manasota

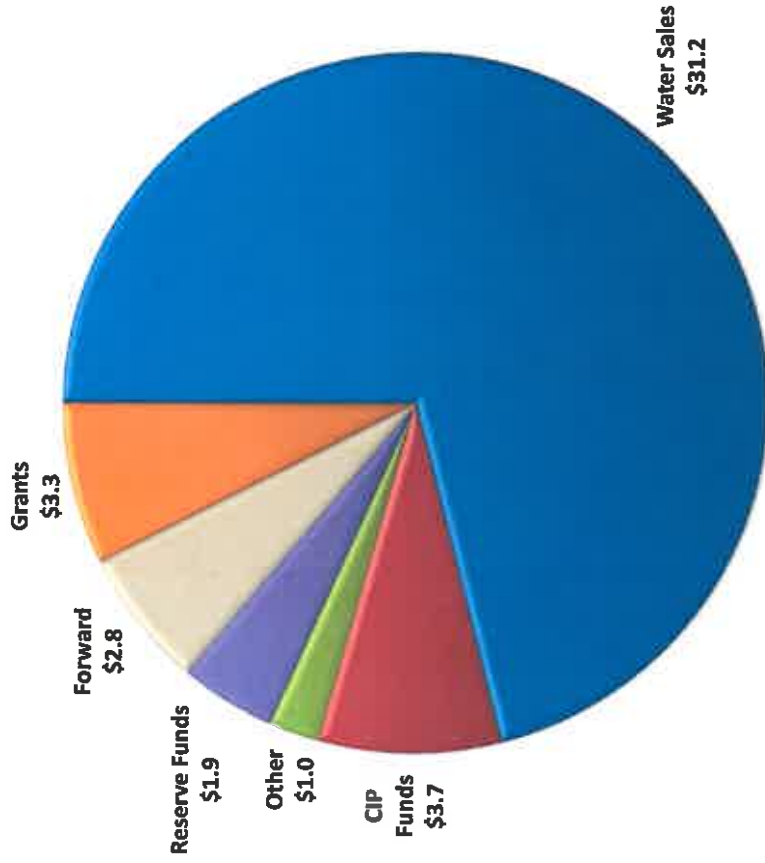
Regional Water Supply Authority

Celebrating 25 Years of Service
1991 - 2016

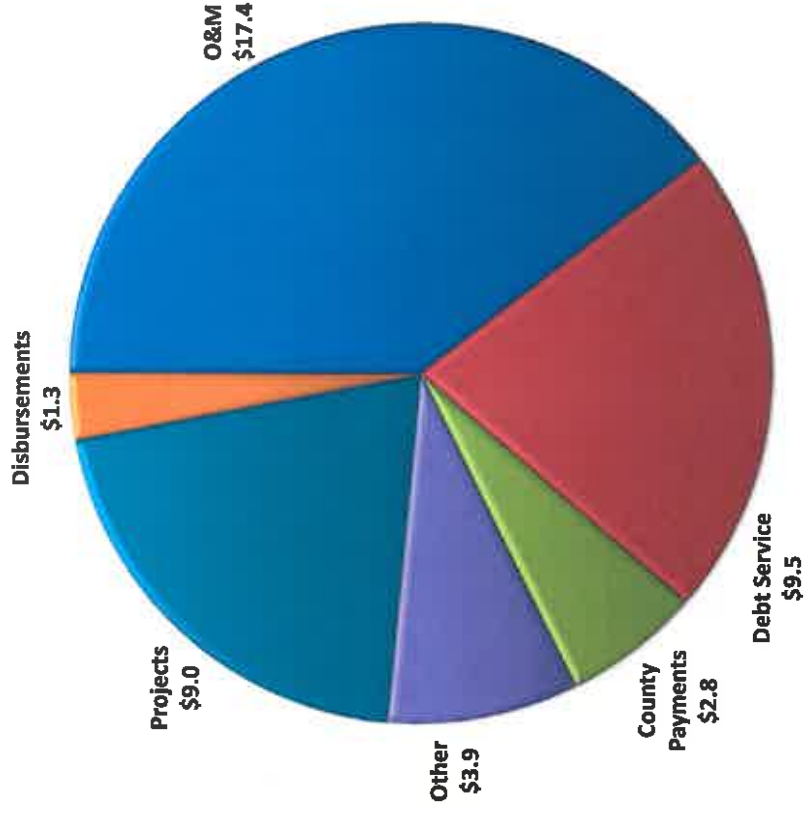
PROPOSED BUDGET for FY 2017

[July 1, 2016]

**AVAILABLE FUNDS
 \$43.9 M**



**EXPENDITURES
 \$43.9 M**



Peace River Manasota Regional Water Supply Authority
 FY 2017 Budget

FINAL BUDGET
 PUBLIC HEARING
 JULY 28, 2016

AVAILABLE FUNDS	Administrative Office	Facilities	Total Enterprise Fund
Revenue			
Water Sales		31,156,528	31,156,528
Member Fee	336,500		336,500
Planning Assessment		60,000	60,000
Anticipated interest		40,000	40,000
Federal Direct Payment [2010B Bond Series]		578,300	578,300
Subtotal	336,500	31,834,828	32,171,328
Grants			
State Grant Funds		2,490,000	2,490,000
SWFWM Grant Funds		800,000	800,000
Subtotal		3,290,000	3,290,000
Reserve Accounts			
Transfer from R&R Reserve Account		1,943,000	1,943,000
Subtotal		1,943,000	1,943,000
CIP Fund			
CIP Project Funds		2,191,000	2,191,000
Punta Gorda Payment		1,500,000	1,500,000
Subtotal		3,691,000	3,691,000
Funds Brought Forward			
Carry Forward from FY2016	350,000	1,140,000	1,490,000
Funds Brought Forward for Disbursement		1,346,176	1,346,176
Subtotal	350,000	2,486,176	2,836,176
Total Funds Available	686,500	43,245,004	43,931,504

Peace River Manasota Regional Water Supply Authority
 FY 2017 Budget

FINAL BUDGET
 PUBLIC HEARING
 JULY 28, 2016

EXPENDITURES	Administrative Office	Facilities	Total Enterprise Fund
OPERATION & MAINTENANCE			
Insurances			
Property/Liability/Workmen's Compensation		475,000	475,000
Auto		22,000	22,000
Public Officials Liability	6,000		6,000
Subtotal	6,000	497,000	503,000
Personnel			
Administration	300,000	440,000	740,000
Facility Operations/Maintenance		2,280,000	2,280,000
Subtotal	300,000	2,720,000	3,020,000
Benefits			
FICA Taxes	22,000	195,000	217,000
Fla. Retirement System	45,000	230,000	275,000
Health Insurance	65,000	945,000	1,010,000
Subtotal	132,000	1,370,000	1,502,000
Utilities			
Electric Power	5,000	2,050,000	2,055,000
Diesel Fuel		20,000	20,000
Vehicle Fuel	5,000	40,000	45,000
Telephone	1,000	35,000	36,000
Subtotal	11,000	2,145,000	2,156,000
Operating Supplies			
General Operations	3,500	40,000	43,500
Laboratory Supplies		85,000	85,000
Subtotal	3,500	125,000	128,500
Water Treatment Chemicals			
Aluminum Sulfate		1,616,200	1,616,200
Sodium Hydroxide		1,021,700	1,021,700
Carbon		1,750,000	1,750,000
Coagulant Aid		316,000	316,000
Sodium Hypochlorite		627,000	627,000
Aqua Ammonia		87,200	87,200
Copper Sulfate		91,500	91,500
Subtotal		5,509,600	5,509,600

Peace River Manasota Regional Water Supply Authority
 FY 2017 Budget

FINAL BUDGET
 PUBLIC HEARING
 JULY 28, 2016

EXPENDITURES	Administrative Office	Facilities	Total Enterprise Fund
Repairs & Maintenance			
Water Treatment Facilities		594,100	594,100
Water Resources		513,300	513,300
Land Management		401,600	401,600
Regional Transmission System		81,700	81,700
Vehicle Fleet Maintenance	3,000	41,500	44,500
Subtotal	3,000	1,632,200	1,635,200
Machinery & Equipment			
Machinery & Equipment	5,000	293,500	298,500
Contract Services			
Annual Audit	4,000	40,000	44,000
Engineering Services - General		300,000	300,000
Hydrogeological Services		200,000	200,000
Environmental Services		50,000	50,000
Rate Consulting Services	0	30,000	30,000
Information/Technology Services	12,000	82,000	94,000
Reservoir Permit Monitoring		275,000	275,000
Equipment Rental	7,000	50,000	57,000
Legal Services	24,000	250,000	274,000
Legislative Monitoring Services		50,000	50,000
Off-Site Treatment Residual Hauling and Disposal		225,000	225,000
Outside Lab Services - Drinking Water/ASR/EPA		85,000	85,000
Watershed Programs/Monitoring/Protection [HBMP, MFL, Stewardship]		470,000	470,000
Charlotte Harbor NEP		3,500	3,500
Uniforms	3,000	15,000	15,000
Contract Labor	50,000	8,000	11,000
Subtotal	50,000	2,133,500	2,183,500

Peace River Manasota Regional Water Supply Authority
 FY 2017 Budget

FINAL BUDGET
 PUBLIC HEARING
 JULY 28, 2016

EXPENDITURES	Administrative Office	Facilities	Total Enterprise Fund
General Administration			
Office Rental	75,000	75,000	150,000
Office Maintenance	6,500	2,000	8,500
Advertising	2,500	6,000	8,500
Software	2,500	25,000	27,500
Office Supplies	5,000	25,000	30,000
Postage/Shipping	2,000	7,500	9,500
Books, Dues, Subs & Memberships	4,000	15,000	19,000
Training	4,000	4,000	8,000
Professional Development/Cont. Education	4,500	10,000	14,500
Mileage/Travel Reimbursement	10,000	20,000	30,000
Public Outreach/Education Programs/Website	40,000	40,000	80,000
Misc. Fees [permits, registrations, licenses, certifications, bank charges]	0	35,000	35,000
Subtotal	156,000	264,500	420,500
Total - Operations & Maintenance	666,500	16,690,300	17,356,800

Peace River Manasota Regional Water Supply Authority
 FY 2017 Budget

FINAL BUDGET
 PUBLIC HEARING
 JULY 28, 2016

EXPENDITURES	Administrative Office	Facilities	Total Enterprise Fund
<u>NON-OPERATION & MAINTENANCE</u>			
Annual Debt Service			
2010A Bond Series		591,300	591,300
2010B Bond Series		1,892,100	1,892,100
2014 Bond Series		4,538,700	4,538,700
2015 Bond Series		2,524,800	2,524,800
Subtotal		9,546,900	9,546,900
County Payments			
Capital Component Charge		1,971,557	1,971,557
DeSoto Payment		796,000	796,000
North Port Payment to Charlotte		4,781	4,781
Subtotal		2,772,338	2,772,338
Other Rate Related Expenditures			
Contribution to R&R Reserve		2,000,000	2,000,000
Contingencies	20,000	500,000	520,000
Water Purchase		20,000	20,000
Debt Service Coverage Fund		1,345,290	1,345,290
Subtotal	20,000	3,865,290	3,885,290
Total Rate Related Expenditures	686,500	32,874,828	33,561,328

Peace River Manasota Regional Water Supply Authority
 FY 2017 Budget

FINAL BUDGET
 PUBLIC HEARING
 JULY 28, 2016

EXPENDITURES	Administrative Office	Facilities	Total Enterprise Fund
NON-RATE RELATED EXPENDITURES			
Projects			
CIP Projects		6,981,000	6,981,000
Renewal & Replacement Projects		1,943,000	1,943,000
Resource/Supply Development Projects		100,000	100,000
Subtotal		9,024,000	9,024,000
Fund Disbursements			
Charlotte County		268,910	268,910
DeSoto County		33,789	33,789
Sarasota County		889,887	889,887
North Port		153,590	153,590
Subtotal		1,346,176	1,346,176
Total Non-Rate Related Expenditures		10,370,176	10,370,176
Total Expenditures	686,500	43,245,004	43,931,504

DEBT SERVICE

Bond Series	Cost Allocation	Percent Allocation
2010A Bond Series		
REP Facility	\$591,300	
2010B Bond Series		
RTS - Phase 2 Pipeline	\$675,669	35.71%
RTS - Phase 3A Pipeline	\$1,216,431	64.29%
Subtotal	\$1,892,100	100.00%
Total	\$2,483,400	
2014A Bond Series		
REP Facility (includes 20-Inch RTS)	\$1,516,149	86.99%
REP Oversized Payment Bank of America Loan	\$60,653	3.48%
	\$166,098	9.53%
Subtotal	\$1,742,900	100.00%
2014B Bond Series		
REP Facility (includes 20-Inch RTS)	\$2,432,066	86.99%
REP Oversized Payment Bank of America Loan	\$97,294	3.48%
	\$266,440	9.53%
Subtotal	\$2,795,800	100.00%
Total	\$4,538,700	
2015 Bond Series		
PRO Facility	\$1,799,581	71.28%
PRO Oversized Payment	\$154,361	6.11%
42-inch RTS Pipeline	\$558,738	22.13%
24-inch RTS Pipeline	\$12,119	0.48%
Total	\$2,524,800	100.00%
Total Debt Service	\$9,546,900	

Peace River Manasota Regional Water Supply Authority
 FY 2017 Budget

FINAL BUDGET
 PUBLIC HEARING
 JULY 28, 2016

2010A BOND SERIES
 Customer Allocation

Customer Debt Service Percentages		
Customer	2010A Bond Series REP Facility	
Charlotte County	0.00%	
DeSoto County	1.11%	
Sarasota County	84.79%	
City of North Port	14.10%	
	Total	100.00%

Customer Debt Service Cost		
Customer	Debt Service Cost	2010A Bond Series REP Facility
Charlotte County	\$0	\$0
DeSoto County	\$6,563	\$6,563
Sarasota County	\$501,363	\$501,363
City of North Port	\$83,373	\$83,373
	Total	\$591,300

Peace River Manasota Regional Water Supply Authority
 FY 2017 Budget

FINAL BUDGET
 PUBLIC HEARING
 JULY 28, 2016

2010B BOND SERIES
 Customer Allocation

Customer Debt Service Percentages			
Customer	2010B Bond Series RTS Phase 2 Pipeline	2010B Bond Series RTS Phase 3A Pipeline	2010B Bond Series RTS Phase 3A Pipeline
Charlotte County	0.00%	0.00%	0.00%
DeSoto County	0.00%	0.00%	0.00%
Sarasota County	0.00%	0.00%	100.00%
City of North Port	100.00%	0.00%	0.00%
Total	100.00%	100.00%	100.00%

Customer Debt Service Cost			
Customer	Debt Service Cost	2010B Bond Series RTS Phase 2 Pipeline	2010B Bond Series RTS Phase 3A Pipeline
Charlotte County	\$0	\$0	\$0
DeSoto County	\$0	\$0	\$0
Sarasota County	\$1,216,431	\$0	\$1,216,431
City of North Port	\$675,669	\$675,669	\$0
Total	\$1,892,100	\$675,669	\$1,216,431

Federal Direct Payment [2010B Bond Series]			
Customer	Federal Subsidy	2010B Bond Series RILS Phase 2	2010B Bond Series RILS Phase 3A
Charlotte County	\$0	\$0	\$0
DeSoto County	\$0	\$0	\$0
Sarasota County	(\$371,789)	\$0	(\$371,789)
City of North Port	(\$206,511)	(\$206,511)	\$0
Total	(\$578,300)	(\$206,511)	(\$371,789)

2014 BOND SERIES
Customer Allocation

Customer Debt Service Percentages				
Customer	REP Facility	REP Oversized Payment	Bank of America Loan	
Charlotte County	27.21%	0.00%	27.21%	
DeSoto County	0.81%	1.10%	0.81%	
Sarasota County	61.72%	85.62%	61.72%	
City of North Port	10.26%	13.28%	10.26%	
Total	100.00%	100.00%	100.00%	

Customer Debt Service Cost				
Customer	Debt Service Cost	REP Facility	REP Oversized Payment	Bank of America Loan
Charlotte County	\$1,192,003	\$1,074,309	\$0	\$117,694
DeSoto County	\$37,222	\$31,981	\$1,737	\$3,504
Sarasota County	\$2,839,035	\$2,436,838	\$135,234	\$266,963
City of North Port	\$470,441	\$405,087	\$20,975	\$44,378
Total	\$4,538,700	\$3,948,215	\$157,947	\$432,538

2015 BOND SERIES
 Customer Allocation

Customer Debt Service Percentages						
Customer	PRO Facility	PRO Oversized Payment	42-inch RTS Pipeline	24-inch RTS Pipeline	PRO Facility	PRO Oversized Payment
Charlotte County	33.33%	0.00%	0.00%	0.00%	33.33%	0.00%
DeSoto County	8.33%	12.50%	0.00%	100.00%	8.33%	12.50%
Sarasota County	58.34%	87.50%	100.00%	0.00%	58.34%	87.50%
City of North Port	0.00%	0.00%	0.00%	0.00%	0.00%	0.00%
Total	100.00%	100.00%	100.00%	100.00%	100.00%	100.00%
Customer Debt Service Cost						
Customer	Debt Service Cost	PRO Facility	PRO Oversized Payment	42-inch RTS Pipeline	24-inch RTS Pipeline	PRO Facility
Charlotte County	\$599,800	\$599,800	\$0	\$0	\$0	\$599,800
DeSoto County	\$181,319	\$149,905	\$19,295	\$0	\$12,119	\$181,319
Sarasota County	\$1,743,680	\$1,049,876	\$135,066	\$558,738	\$0	\$1,743,680
City of North Port	\$0	\$0	\$0	\$0	\$0	\$0
Total	\$2,524,800	\$1,799,581	\$154,361	\$558,738	\$12,119	\$1,799,581

CAPITAL COMPONENT CHARGE
 Customer Allocation

Capital Component Charge		
	Capital Component Charge	Percent Allocation
Debt to Charlotte County		
1991 Facility	\$1,664,191	84.41%
36-inch RTS	\$307,366	15.59%
Total	\$1,971,557	100.00%

Cost Allocation Percentages

	1991 Facility	36-inch RTS Pipeline
Charlotte County	89.65%	89.65%
DeSoto County	0.42%	0.42%
Sarasota County	0.00%	0.00%
City of North Port	9.93%	9.93%
Total	100.00%	100.00%

Capital Component Charge Cost

	Capital Component Chare	1991 Facility	36-inch RTS Pipeline
Charlotte County	\$1,767,501	\$1,491,947	\$275,553
DeSoto County	\$8,281	\$6,990	\$1,291
Sarasota County	\$0	\$0	\$0
City of North Port	\$195,776	\$165,254	\$30,521
Total	\$1,971,557	\$1,664,191	\$307,366

RENEWAL AND REPLACEMENT RESERVE ACCOUNT EXPENDITURES

ITEM NO.	RENEWAL & REPLACEMENT PROJECTS	FY 2017
1	Treatment Processes	350,000
2	Reservoirs & Raw Water Pumping	173,000
3	ASR Wells & Monitoring Systems	100,000
4	Roads & Grounds	50,000
5	General Buildings	295,000
6	Transmission Systems and Remote Sites	630,000
7	SCADA, IT & Communications	275,000
8	Security	70,000
TOTAL R & R PROJECTS		1,943,000

Peace River Manasota Regional Water Supply Authority
 FY 2017 Budget

FINAL BUDGET
 PUBLIC HEARING
 JULY 28, 2016

CAPITAL IMPROVEMENT PROGRAM
 Funded CIP Projects

Item	CIP Project	Prior Years				Total		
		FY 2017	FY 2018	FY 2019	FY 2020	FY 2021	Future	Total
1	Regional Integrated Loop - Phase 1 [U.S. 17/Shell Creek]	400,000	3,490,000	8,110,000				12,000,000
2	Regional Integrated Loop - Phase 3B [S.R. 681 to Clark Road]	398,000	2,600,000	8,320,000	10,730,000	2,680,000		26,968,000
3	Raw Water ASR	75,000	200,000	150,000	750,000	6,550,000		7,725,000
4	Facilities Improvements - [Maintenance Warehouse]	400,000	565,000					965,000
5	New Transfer Pump Trains 7 & 8	291,000						291,000
6	Regional Integrated Loop - Phase 3D [Fruitville Road to Manatee]		15,383,000					15,383,000
7	Regional Integrated Loop - Phase 4 [Burnt Store Interconnect]		685,000	1,600,000	1,100,000	12,060,000	12,060,000	27,505,000
8	Regional Integrated Loop - Phase 3C [Clark Road to Fruitville Road]			550,000	3,200,000	3,200,000	32,200,000	35,950,000
9	Peace River Facility Phase 2 Capacity Increase [4 MGD]		1,500,000	3,600,000	1,400,000			6,500,000
	Total CIP Project Costs	873,000	6,981,000	27,133,000	12,170,000	22,530,000	19,340,000	133,287,000

Item	CIP Project Funding Sources	Prior Years				Total		
		FY 2017	FY 2018	FY 2019	FY 2020	FY 2021	Future	Total
1	Regional Integrated Loop - Phase 1 [U.S. 17/Shell Creek]							
	State Grant Funds	1,990,000	2,110,000					4,100,000
	SWFWMD Grant Fund		6,000,000					6,000,000
	Punta Gorda Payment	500,000	1,500,000					2,000,000
2	Regional Integrated Loop - Phase 3B [S.R. 681 to Clark Road]							
	CIP Funds	398,000	1,300,000	4,160,000	5,365,000	1,340,000		13,683,000
	State Grant Funds	500,000						500,000
	SWFWMD Grant Fund	800,000	1,120,000	4,160,000	5,365,000	1,340,000		12,785,000
3	Raw Water ASR							
	CIP Funds	75,000	200,000	750,000	6,550,000			7,725,000
4	Facilities Improvements - [Maintenance Warehouse]							
	CIP Funds	400,000	565,000					965,000
5	New Transfer Pump Trains 7 & 8							
	CIP Funds	291,000						291,000
6	Regional Integrated Loop - Phase 3D [Fruitville Road to Manatee]							
	Source of Funds to be Determined		15,383,000					15,383,000
7	Regional Integrated Loop - Phase 4 [Burnt Store Interconnect]							
	Source of Funds to be Determined		685,000	1,600,000	1,100,000	12,060,000	12,060,000	27,505,000
8	Regional Integrated Loop - Phase 3C [Clark Road to Fruitville Road]							
	Source of Funds to be Determined			550,000	3,200,000	3,200,000	32,200,000	35,950,000
9	Peace River Facility Phase 2 Capacity Increase [4 MGD]							
	Source of Funds to be Determined		1,500,000	3,600,000	1,400,000			6,500,000
	Total CIP Project Funding Sources	973,000	6,981,000	27,133,000	12,170,000	22,530,000	19,340,000	132,887,000

CIP Funding Revenue by Source	Prior Years				Total		
	FY 2017	FY 2018	FY 2019	FY 2020	FY 2021	Future	Total
CIP Fund	473,000	2,191,000	1,835,000	4,910,000	11,915,000	1,340,000	22,664,000
State Grant Funds	2,490,000	2,110,000					4,600,000
SWFWMD Grant Fund	800,000	7,120,000	4,160,000	5,365,000	1,340,000		18,785,000
Punta Gorda Payment	500,000	1,500,000					2,000,000
Source of Funds to be Determined		16,068,000	3,100,000	5,250,000	16,660,000	44,260,000	85,338,000
Total CIP Funding Revenue by Source	973,000	6,981,000	12,170,000	22,530,000	19,340,000	44,260,000	133,387,000

PLANNING PROJECTS

ITEM NO.	Planning Projects	FY 2017 Expenditure	Funds Brought Forward	Other Funding	FY 2017 Assessment
1	Water Advocacy/One Water Initiative	40,000	20,000		20,000
2	Strategic Plan Implementation	50,000	20,000		30,000
3	Peace River Basin Issues	10,000			10,000
	TOTAL R/S DEVELOPMENT PROJECTS	100,000	40,000		60,000

Peace River Manasota Regional Water Supply Authority
 FY 2017 Budget

FINAL BUDGET
 PUBLIC HEARING
 JULY 28, 2016

WATER RATE [Authority Customers]
 10/01/2016 to 09/30/2017

Total Monthly Water Charge to Customers [Charge per Month]		Monthly Charge = Base Rate Charge + (Water Use Charge x Actual Water Delivered)
Base Rate Charge [Annual costs to be allocated]		Totals
Non-Capital Cost Component		
Fixed O & M Cost Component	8,905,700	
Contribution to R & R Reserve	2,000,000	
Contingencies	500,000	
Projected Interest Earned	(40,000)	
Funds Brought Forward	(1,100,000)	
Sub-Total Non-Capital Cost Component	10,265,700	
Water Purchase	20,000	
Total Non-Capital Cost Component	\$10,285,700	
Debt Service Cost		
2010A Bonds	591,300	
2010B Bonds	1,892,100	
2014 Bonds	4,538,700	
2015 Bonds	2,524,800	
Total Debt Service	\$9,546,900	
Debt Service Coverage Payments	\$1,345,290	
Debt Service Contributions		
Federal Direct Payment [2010B Bonds]	(\$578,300)	
County Payments		
Capital Component Charge	1,971,557	
DeSoto Payment	796,000	
North Port Payment to Charlotte	4,781	
Total County Payments	\$2,772,338	
Total Base Rate Charge	\$23,371,928	

Peace River Manasota Regional Water Supply Authority
 FY 2017 Budget

FINAL BUDGET
 PUBLIC HEARING
 JULY 28, 2016

Annual Base Rate Charge By Customer		Total	Non-Capital Cost Component	2010A Bonds	2010B Bonds	2014 Bonds	2015 Bonds	Debt Service Coverage Payment	Federal Subsidy 2010B Bonds	Capital Component Charge	DeSoto Payment	North Port Payment to Charlotte
Charlotte County	8,969,668	4,772,328	0	0	1,192,003	599,800	268,771	0	1,767,501	369,266	0	0
DeSoto County	482,715	200,082	6,563	0	37,222	181,319	33,766	0	8,281	15,482	0	0
Sarasota County	11,627,623	4,464,053	501,363	1,216,431	2,839,035	1,743,680	889,308	(371,789)	0	345,541	0	0
City of North Port	2,291,923	849,237	83,373	675,669	470,441	0	153,446	(206,511)	195,776	65,711	4,781	0
Total	\$23,371,928	\$10,285,700	\$591,300	\$1,892,100	\$4,538,700	\$2,524,800	\$1,345,290	(\$578,300)	\$1,971,557	\$796,000	\$4,781	\$4,781
Monthly Base Rate Charge By Customer												
Charlotte County	747,472											
DeSoto County	40,226											
Sarasota County	968,969											
City of North Port	190,994											
Total	\$1,947,661											
Master Water Supply Contract Water Allocation												
Million Gallons Per Day [MGD]												
Annual Average Daily [MGD]												
Charlotte County	16.100											
DeSoto County	0.675											
Sarasota County	15.060											
City of North Port	2.865											
Total	34.700											

Water Use Charge		Total
[Charge per 1,000 gallons]		\$0.74
Water Use Rate Charge		

REDISTRIBUTION POOL
 10/01/2016 to 09/30/2017

Redistribution Pool Water Quantities						
	(1) Water Allocation [MGD]	(2) New Water Supply [MGD]	Total Contracted Allocation [MGD]	(3) Available for Pool [MGD]	Requested from Pool [MGD]	(4) Budget Allocation [MGD]
Charlotte County	16.100	0.000	16.100	2.500	0.000	16.100
DeSoto County	0.675	0.000	0.675	0.000	0.000	0.675
Sarasota County	15.060	0.000	15.060	4.900	0.000	15.060
City of North Port	2.865	0.000	2.865	0.500	0.000	2.865
Total	34.700	0.000	34.700	7.900	0.000	34.700

Redistribution Pool Water Base Rate Charge Adjustment		
	Annual Cost [\$ /Year]	Annual Unit Cost [\$ /MGD]
Peace River Facility REP Debt Service	5,130,000	348,980
Non-Capital Component	10,285,700	296,418
DeSoto Payment	796,000	22,939
Redistribution Pool Water Base Rate		\$668,337

- (1) Peace River/Manasota Regional Water Supply Authority Master Water Supply Contract - Exhibit B 'Water Allocations' (Peace River Facility water allocations).
- (2) Peace River/Manasota Regional Water Supply Authority Master Water Supply Contract - Exhibit C 'New Water Supply Demands'.
- (3) Pool water based on Customer submittals (January 2016).
- (4) Total annual average water allocated for FY 2017 budget.

Redistribution Pool Base Rate Charge Adjustment by Customer				
	Annual Base Rate Adjustment		Monthly Base Rate Adjustment	
	To Pool	From Pool	To Pool	From Pool
Charlotte County	0	0	0	0
DeSoto County	0	0	0	0
Sarasota County	0	0	0	0
City of North Port	0	0	0	0
Total	\$0	\$0	\$0	\$0

INTERCONNECT WATER CHARGE [GOVERNMENT RATE]

10/01/2016 to 09/30/2017

Water Charge to Municipalities Interconnected to Regional Transmission System	
[Charge per 1,000 Gallons]	
Water Rate	
[Charge per 1,000 Gallons]	
	Water Rate Charge in \$/1,000 gallons metered water delivery for cumulative delivery to all interconnects up to quantity identified as 'Available from Pool' in the Redistribution Pool for the current fiscal year.
\$3.30	Water Rate Charge in \$/1,000 gallons metered water delivery for cumulative delivery to all interconnects in excess of the quantity identified as 'Available from Pool' in the Redistribution Pool for the current fiscal year.
\$6.60	

Revenue received from these water sales will, at the discretion of the Authority Board, be applied as a credit toward the obligations of the Authority Customers apportioned to each of their allocations to the 'Available from Pool' in the Redistribution Pool for the current fiscal year. Water rate for emergency use unless Interlocal Agreement provides alternative water rate.

CUSTOMER PLANNING ASSESSMENT
 10/01/2016 to 09/30/2017

Planning Assessments [Annual costs to be allocated]	Total	Distribution (1)		
		Water Advocacy/One Water Initiative	Strategic Plan Implementation	Peace River Basin Issues
Charlotte County	10,595	3,532	5,297	1,766
DeSoto County	2,062	687	1,031	344
Manatee County	22,300	7,433	11,150	3,717
Sarasota County	24,401	8,348	12,521	3,532
City of North Port	642	0	0	642
Total	\$60,000	\$20,000	\$30,000	\$10,000

(1) Reserve Fund Assessments will be invoiced on October 1, 2016.

Water Allocation [Million Gallons Per Year]	Water Allocation [MGD]	Water Allocation [Percentage]
Charlotte County	16.100	46.4%
DeSoto County	0.675	1.9%
Manatee County	0.000	0.0%
Sarasota County	15.060	43.4%
City of North Port	2.865	8.3%
Total	34.700	100.0%

Population	Population [Percentage]
Charlotte County	165,880 17.66%
DeSoto County	32,286 3.44%
Manatee County	349,146 37.17%
Sarasota County	331,789 35.32%
City of North Port	60,295 6.42%
Total	939,396 100.00%

MEMBER FEE
 10/01/2016 to 09/30/2017

Contribution Amount to be Derived		Totals
Administrative Office Authority Support		\$686,500
Projected Interest Earned		\$0
Estimated Brought Forward - Undesignated		(\$350,000)
Amount to be Derived		\$336,500
Population Basis		
	*Population 4/1/2015	% of Total Population
Charlotte County	165,880	17.66%
DeSoto County	32,286	3.44%
Manatee County	349,146	37.17%
Sarasota County	392,084	41.74%
Total	939,396	100.00%
Weighted Contribution		
	Base Contribution	Pro Rated Share
Charlotte County	\$42,063	\$29,710
DeSoto County	\$42,063	\$5,783
Manatee County	\$42,063	\$62,534
Sarasota County	\$42,063	\$70,224
Total Weighted Contribution		\$336,500

Member Contribution Formula:
 Base Contribution = 1/2 amount to be derived divided by 4
 Pro rated share = 1/2 amount to be derived times % of Population

* Source: 'Estimates o Population by County and City in Florida [Bureau of Economic and Business Research; University of Florida, April 1, 2015]

**PEACE RIVER MANASOTA REGIONAL WATER SUPPLY AUTHORITY
BOARD OF DIRECTORS MEETING
July 28, 2016**

**BUDGET FOR FY 2017
ITEM 2**

Resolution 2016-05
'Resolution Setting Forth Rates, Fees and Charges for FY 2017'

Presenter -

Patrick Lehman, Executive Director

Recommended Action -

Motion to approve Resolution 2016-05 'Resolution Setting Forth Rates, Fees and Charges for FY 2017'.

Resolution 2016-05 formalizes the Board adoption of the Budget for FY 2017 and establishes the rates, fees and charges by the Authority for FY 2017 in accordance with the 'Second Amended Interlocal Agreement Creating the Peace River Manasota Regional Water Supply Authority' and the 'Master Water Supply Contract'.

PEACE RIVER MANASOTA REGIONAL WATER SUPPLY AUTHORITY

Resolution 2016-05

**RESOLUTION SETTING FORTH
RATES, FEES, AND CHARGES FOR FY 2017**

The Peace River Manasota Regional Water Supply Authority, created pursuant to Chapter 373.1962, Florida Statutes, and interlocal agreement pursuant to Chapter 163.01, Florida Statutes, in lawful session and in regular order of business properly presented, finds that:

WHEREAS, the Second Amended Interlocal Agreement Creating the Peace River Manasota Regional Water Supply Authority entered into on October 5, 2005 provides that:

“The Authority shall establish a final budget no later than August 15, for the ensuing Contract Year. The final budget shall include all anticipated expenditures of the Authority for its projects and activities for the ensuing Contract Year, including Operating and Maintenance Cost, Management and Planning Costs, and Debt Service Cost. As part of the budget process, the Authority shall adopt rates, fees, and charges to generate sufficient revenue to pay all budgeted expenditures on a water user basis for Authority Water Supply Facilities. Membership fees and rates shall be established annually and adopted by resolution at the time of budget adoption.”; and

WHEREAS, the Authority has entered into the Peace River Manasota Regional Water Supply Authority Master Water Supply Contract with Charlotte County, DeSoto County, Manatee County, Sarasota County, and with the City of North Port on October 5, 2005 for the purpose of supplying water produced by the Authority from the Peace River Facility and new water supply sources; and

WHEREAS, the Master Water Supply Contract supersedes and replaces all prior supply contracts and provides new terms and conditions for the sale of water produced by the Authority; and

WHEREAS, the Master Water Supply Contract provides that:

“In conjunction with the Authority’s annual budget development and adoption process, the Authority shall fix a Water Rate consisting of the Base Rate Charge (adjusted as necessary for customer financing), DeSoto Payment, and Water Use Charge to be paid on a monthly basis by the Customers for water furnished by the Authority. The rates are not subject to the supervision or regulation by any other commission, board, bureau, agency or other political subdivision or agency of the county or state.”; and

WHEREAS, the Authority Board of Directors adopted the Tentative Budget for FY 2017 at their regularly scheduled meeting on April 6, 2016; and

WHEREAS, the Authority Board of Directors conducted a public hearing on the Budget for FY 2017 on July 28, 2016 setting forth the schedules of rates, fees and charges in compliance with Section 153.11(3) Florida Statutes; and

WHEREAS, the Authority Board of Directors adopted the Budget for FY 2017 at their regularly scheduled meeting on July 28, 2016.

NOW, THEREFORE, BE IT RESOLVED:

Section 1. The Peace River Manasota Regional Water Supply Authority does hereby set forth preliminary schedules establishing rates, fees, and charges for the period beginning October 1, 2016 through September 30, 2017 attached hereto as Exhibit A.

Section 2. Conservation Charge for Exceedance - In the event a customer should receive delivery of water in excess of their respective water allocation (as adjusted by New Water Supply Demand and/or Redistribution Pool) provided in the Master Water Supply Contract for the period beginning October 1, 2016 through September 30, 2017, the exceeding customer shall pay an additional charge, Conservation Charge for Exceedance, derived as follows unless the exceedance is the result of an emergency transfer as determined by the Authority Board, in which case no additional charge shall be placed upon the excess water usage occasioned by the emergency.

Conservation Charge for Exceedance = [Conservation Base Rate Charge] + [Conservation Water Use Rate Charge]

Conservation Base Rate Charge = 2.0 x [Exceeding customer's base rate charge] x [the percent of water delivered in excess of their water allocation]

Conservation Water Use Rate Charge = 2.0 x [Water Use Rate charge per 1,000 gallons] x [times actual water delivered in excess of exceeding customer's water allocation]

The additional revenue received from such exceedance will, at the discretion of the Authority Board, be applied as a credit toward the obligations of the other Customers apportioned according to each of their annual water allocations. Delivery of water shall be as recorded by the Authority's meters at the points of connection between the Authority transmission system and the distribution system of the customer.

DONE at Port Charlotte, Florida, this Twenty-Eighth day of July 2016.

Attest:

Peace River Manasota
Regional Water Supply Authority

Patrick J. Lehman
Executive Director

Christopher G. Constance
Chairman

Approved as to Form:

Douglas Manson
General Counsel for Peace River Manasota
Regional Water Supply Authority

**Peace River Manasota Regional Water Supply Authority
FY 2017 Budget**

**WATER RATE [Authority Customers]
10/01/2016 to 09/30/2017**

Total Monthly Water Charge to Customers [Charge per Month]		Monthly Charge = Base Rate Charge + (Water Use Charge x Actual Water Delivered)
Base Rate Charge [Annual costs to be allocated]	Totals	
Non-Capital Cost Component	8,905,700	
Fixed O & M Cost Component	2,000,000	
Contribution to R & R Reserve	500,000	
Contingencies	(40,000)	
Projected Interest Earned	(1,100,000)	
Funds Brought Forward	10,265,700	
Sub-Total Non-Capital Cost Component	20,000	
Water Purchase	\$10,285,700	
Total Non-Capital Cost Component	591,300	
Debt Service Cost	1,892,100	
2010A Bonds	4,538,700	
2010B Bonds	2,524,800	
2014 Bonds	\$9,546,900	
Total Debt Service	\$1,345,290	
Debt Service Coverage Payments	(\$578,300)	
Debt Service Contributions		
Federal Direct Payment [2010B Bonds]	1,971,557	
County Payments	796,000	
Capital Component Charge	4,781	
DeSoto Payment	\$2,772,338	
North Port Payment to Charlotte		
Total County Payments		
Total Base Rate Charge	\$23,371,928	

**Peace River Manasota Regional Water Supply Authority
FY 2017 Budget**

Annual Base Rate Charge By Customer		Non-Capital Cost Component	2010A Bonds	2010B Bonds	2014 Bonds	2015 Bonds	Debt Service Coverage Payment	Federal Subsidy 2010B Bonds	Capital Component Charge	DeSoto Payment	North Port Payment to Charlotte
Charlotte County	8,969,668	4,772,328	0	0	1,192,003	599,800	268,771	0	1,767,501	369,266	0
DeSoto County	482,715	200,082	6,563	0	37,222	181,319	33,766	0	8,281	15,482	0
Sarasota County	11,627,623	4,464,053	501,363	1,216,431	2,839,035	1,743,680	889,308	(371,789)	0	345,541	0
City of North Port	2,291,923	849,237	83,373	675,669	470,441	0	153,446	(206,511)	195,776	65,711	4,781
Total	\$23,371,928	\$10,285,700	\$591,300	\$1,892,100	\$4,538,700	\$2,524,800	\$1,345,290	(\$578,300)	\$1,971,557	\$796,000	\$4,781

Monthly Base Rate Charge By Customer	
Charlotte County	747,472
DeSoto County	40,226
Sarasota County	968,969
City of North Port	190,994
Total	\$1,947,661

Master Water Supply Contract Water Allocation	
Million Gallons Per Day [MGD]	Annual Average Daily [MGD]
Charlotte County	16.100
DeSoto County	0.675
Sarasota County	15.060
City of North Port	2.865
Total	34.700

Water Use Charge	
[Charge per 1,000 gallons]	Total
Water Use Rate Charge	\$0.74

Peace River Manasota Regional Water Supply Authority
FY 2017 Budget

REDISTRIBUTION POOL
10/01/2016 to 09/30/2017

Redistribution Pool Water Quantities						
	(1) Water Allocation [MGD]	(2) New Water Supply [MGD]	Total Contracted Allocation [MGD]	(3) Available for Pool [MGD]	Requested from Pool [MGD]	(4) Budget Allocation [MGD]
Charlotte County	16.100	0.000	16.100	2.500	0.000	16.100
DeSoto County	0.675	0.000	0.675	0.000	0.000	0.675
Sarasota County	15.060	0.000	15.060	4.900	0.000	15.060
City of North Port	2.865	0.000	2.865	0.500	0.000	2.865
Total	34.700	0.000	34.700	7.900	0.000	34.700

Redistribution Pool Water Base Rate Charge Adjustment		
	Annual Cost [\$ /Year]	Annual Unit Cost [\$/MGD]
Peace River Facility REP Debt Service	5,130,000	348,980
Non-Capital Component	10,285,700	296,418
DeSoto Payment	796,000	22,939
Redistribution Pool Water Base Rate		\$668,337

- (1) Peace River/Manasota Regional Water Supply Authority Master Water Supply Contract - Exhibit B 'Water Allocations' (Peace River Facility water allocations).
- (2) Peace River/Manasota Regional Water Supply Authority Master Water Supply Contract - Exhibit C 'New Water Supply Demands'.
- (3) Pool water based on Customer submittals (January 2016).
- (4) Total annual average water allocated for FY 2017 budget.

Redistribution Pool Base Rate Charge Adjustment by Customer				
	Annual Base Rate Adjustment		Monthly Base Rate Adjustment	
	To Pool	From Pool	To Pool	From Pool
Charlotte County	0	0	0	0
DeSoto County	0	0	0	0
Sarasota County	0	0	0	0
City of North Port	0	0	0	0
Total	\$0	\$0	\$0	\$0

**Peace River Manasota Regional Water Supply Authority
FY 2017 Budget**

**INTERCONNECT WATER CHARGE [GOVERNMENT RATE]
10/01/2016 to 09/30/2017**

Water Charge to Municipalities Interconnected to Regional Transmission System	
[Charge per 1,000 Gallons]	
Water Rate	
[Charge per 1,000 Gallons]	
	Water Rate Charge in \$/1,000 gallons metered water delivery for cumulative delivery to all interconnects up to quantity identified as 'Available from Pool' in the Redistribution Pool for the current fiscal year.
\$3.30	
	Water Rate Charge in \$/1,000 gallons metered water delivery for cumulative delivery in excess of the quantity identified as 'Available from Pool' in the Redistribution Pool for the current fiscal year.
\$6.60	

Revenue received from these water sales will, at the discretion of the Authority Board, be applied as a credit toward the obligations of the Authority Customers apportioned to each of their allocations to the 'Available from Pool' in the Redistribution Pool for the current fiscal year. Water rate for emergency use unless Interlocal Agreement provides alternative water rate.

Peace River Manasota Regional Water Supply Authority
 FY 2017 Budget

CUSTOMER PLANNING ASSESSMENT
 10/01/2016 to 09/30/2017

Planning Assessments [Annual costs to be allocated]	Distribution (1)			
	Total	Water Advocacy/One Water Initiative	Strategic Plan Implementation	Peace River Basin Issues
Charlotte County	10,595	3,532	5,297	1,766
DeSoto County	2,062	687	1,031	344
Manatee County	22,300	7,433	11,150	3,717
Sarasota County	24,401	8,348	12,521	3,532
City of North Port	642	0	0	642
Total	\$60,000	\$20,000	\$30,000	\$10,000

(1) Reserve Fund Assessments will be invoiced on October 1, 2016.

Water Allocation [Million Gallons Per Year]	Water Allocation	Water Allocation
	[MGD]	[Percentage]
Charlotte County	16.100	46.4%
DeSoto County	0.675	1.9%
Manatee County	0.000	0.0%
Sarasota County	15.060	43.4%
City of North Port	2.865	8.3%
Total	34.700	100.0%

Population	Population	Population
		[Percentage]
Charlotte County	165,880	17.66%
DeSoto County	32,286	3.44%
Manatee County	349,146	37.17%
Sarasota County	331,789	35.32%
City of North Port	60,295	6.42%
Total	939,396	100.00%

**Peace River Manasota Regional Water Supply Authority
FY 2017 Budget**

MEMBER FEE
10/01/2016 to 09/30/2017

Contribution Amount to be Derived		Totals
Administrative Office Authority Support		\$686,500
Projected Interest Earned		\$0
Estimated Brought Forward - Undesignated		(\$350,000)
	Amount to be Derived	\$336,500
Population Basis		
	*Population 4/1/2015	% of Total Population
Charlotte County	165,880	17.66%
DeSoto County	32,286	3.44%
Manatee County	349,146	37.17%
Sarasota County	392,084	41.74%
Total	939,396	100.00%
Weighted Contribution		
	Base Contribution	Pro Rated Share
Charlotte County	\$42,063	\$29,710
DeSoto County	\$42,063	\$5,783
Manatee County	\$42,063	\$62,534
Sarasota County	\$42,063	\$70,224
Total Weighted Contribution		\$112,286
		\$336,500

Member Contribution Formula:

Base Contribution = 1/2 amount to be derived divided by 4

Pro rated share = 1/2 amount to be derived times % of Population

* Source: Estimates of Population by County and City in Florida [Bureau of Economic and Business Research; University of Florida, April 1, 2015]

**PEACE RIVER MANASOTA REGIONAL WATER SUPPLY AUTHORITY
BOARD OF DIRECTORS MEETING
July 28, 2016**

**CONSENT AGENDA
ITEM 1**

Minutes of June 1, 2016 Board of Directors Meeting

Recommended Action -

Motion to approve minutes of June 1, 2016 Board of Directors meeting.

Draft minutes of the June 1, 2016 Board of Directors meeting are provided for Board approval.

Minutes of Board of Directors Meeting
PEACE RIVER MANASOTA REGIONAL WATER SUPPLY AUTHORITY
DeSoto County Administrative Building
201 East Oak Street, Arcadia, Florida

June 1, 2016

Board Members Present:

Commissioner Christopher G. Constance, Charlotte County, Chairman
Commissioner Alan Maio, Sarasota County, Vice Chairman
Commissioner Elton A. Langford, DeSoto County
Commissioner John R. Chappie, Manatee County

Staff Present:

Patrick Lehman, Executive Director
Doug Manson, General Counsel
Mike Coates, Deputy Director
Kevin Morris, Science and Technology Officer
Richard Anderson, System Operations Manager
Ann Lee, Finance/Administration Manager
Ford Ritz, Project Engineer
Linda Stewart, Executive Secretary

Others Present:

A list of others present who signed the attendance roster for this meeting is filed with the permanent records of the Authority. Commissioner Constance recognized Charlotte County Commissioners Ken Doherty and Bill Truex and North Port Commissioner Cheryl Cook.

CALL TO ORDER

INVOCATION

PLEDGE OF ALLEGIANCE

PUBLIC COMMENTS

There were no public comments.

RESOLUTIONS/PRESENTATIONS

1. Employee Service Recognition

The following employees were recognized for their service:

Milestone	Employee	Position
10 Years	Brenda Crouthamel	Accounting Clerk
25 Years	Gary Molnar	Operations Specialist II
25 Years	Samuel Stone	Land & Environmental Services Manager

2. Silver Anniversary Celebration Presentation

Mr. Lehman said the Authority celebrated its silver anniversary of the acquisition of the Peace River Facility [PRF] in conjunction with 'National Drinking Water Week' May 1-7, 2016. A one-page supplement recognizing the Authority's accomplishments over the past twenty-five years was published in the May 1st Sunday edition of the Herald Tribune and the Sun Newspapers to kick off 'National Drinking Water Week'. In addition, Commissioner Constance wrote a guest column about the Authority and the value of water which was published in both newspapers. The festivities concluded on May 6th at the PRF with a BBQ sponsored by Friends of Peace Water, Inc.

Mr. Lehman provided some history of the early years of the Authority and said a video memorializing these aspects was created so as time goes by we do not lose sight of the beginning years. The video documents where the Authority came from; how it got here; and how it is strategically prepared for the future. Mr. Lehman said a copy of the video was given to each of the member governments.

CONSENT AGENDA

Commissioner Constance said revisions/additions were made to the below listed agenda items as noted—

- Consent Agenda Item 6 – Revision to lease agreement correcting two paragraph/section references.
- Consent Agenda Item 7 – Addition of location map for the easement crossing.
- Regular Agenda Item 2B – Addition of executed Interlocal Agreement by Sarasota County BOCC.
- Regular Agenda Item 5 – Addition of Orange Hammock presentation materials.

Commissioner Constance requested Consent Item 8 be removed for discussion. Referring to Consent Item 6, renewal of the cattle grazing/haying lease on the RV Griffin Reserve, Commissioner Constance said at the recent Charlotte County Commission meeting, Commissioner Doherty asked how the lease payment compares within the area; and he was able to respond that Authority staff provided a good cross section of other leases in the area in the supporting materials and pointed out that the lease payment is mid-range in the industry and an increase over the current payment. Commissioner Constance said his colleagues did not have an issue with this item.

1. Minutes of April 6, 2016 Board of Directors meeting
2. Set Public Hearing for FY2017 Budget for July 28, 2016 at 9:30 a.m., Charlotte County Administration Center, Commission Chambers, 18500 Murdock Circle, Port Charlotte, FL
3. Receive and File Authority Financial Reports—
 - Mid-Year Financial Report for FY 2016
 - Semi-Annual Investment Report for March 31, 2016
4. Approve One Year Extension to Agreement for Financial Advisory Services with FirstSouthwest, a Division of Hilltop Securities Inc. through July 31, 2017
5. Approve One Year Extension to Agreement for Investment Banking Services with Citigroup Global Markets, Inc. through July 29, 2017
6. Renew Cattle Grazing/Haying Lease on RV Griffin Reserve with Harrison Cattle LLC
7. Approve 'Consent for Use of Easement Area' with Sarasota County for Pedestrian and Equestrian Trail Crossing Authority Pipeline Easement
8. [REMOVED FOR DISCUSSION] Work Order No. 16-01 with Hazen & Sawyer for Peace River Facility SCADA Master Plan

Motion was made by Commissioner Langford, seconded by Commissioner Maio, to approve the consent agenda, with the exception of Item 8, for June 1, 2016. Motion was approved unanimously.

8. Work Order 16-01 with Hazen & Sawyer for Peace River Facility SCADA Master Plan

Commissioner Constance said questions were raised at the recent Charlotte County Commission meeting regarding this item that he wanted to address. He asked if the \$168,770 to fund the SCADA master plan would come from R&R. Mr. Lehman replied 'yes'.

Commissioner Constance asked if the master plan will include cost estimates for the prescribed improvements to the SCADA system. Mr. Lehman replied the master plan will provide a budget number along with a timetable.

Commissioner Constance asked if these costs would also come from R&R. Mr. Lehman replied that is the expectation.

Commissioner Constance said those were all of the questions raised by his colleagues and therefore said he would accept a motion to approve this item.

Motion was made by Commissioner Langford, seconded by Commissioner Maio, to approve and authorize the Executive Director to execute Work Order No. 16-01 with Hazen & Sawyer in the amount not-to-exceed \$168,770 for Peace River Facility SCADA Master Plan. Motion was approved unanimously.

REGULAR AGENDA

**1. Water Supply Conditions – Staff Report
Presented by Richard Anderson, System Operations Manager**

Mr. Anderson said rainfall in the Peace River basin has been average to above-average for the past year. For the reporting period through May 15th the basin received 5.0 inches. River flow has been running between 500 - 2,000 cubic feet per second [cfs] which is very good for this time of year. There has been no river withdrawal however because staff is being selective and taking water only when the water quality is excellent. Surface water storage is 5.5 BG for both reservoirs and there is 5.33 BG in the ASR system. Water quality and water quantity is excellent. Recharge was initiated into the ASR system.

For the region, Mr. Anderson said the Authority and its customers maintain close to 103 MGD of finished water supply capacity. For the month of April, the Authority produced about 27.57 MGD and the member utilities produced 46.69 MGD for a total regional use of 74.26 MGD, or approximately 71% utilization of the region's capacity.

Mr. Anderson reviewed the current demand and supply conditions for each of the members/customers for the month of April including their twelve-month rolling average and their historical annual average usage for the last six years. Overall, demands are a little higher than last year.

Mr. Anderson referred to the Southwest Florida Water Management District [SWFWMD] demand projections for the southern region taken from their 2016 regional water supply plan that includes Authority and non-Authority customers. For the time period beginning in 2010 SWFWMD numbers show the Authority members continue to account for about 72-75% of the south region's demand.

Commissioner Constance asked what the rainfall variation has been in years past.

Mr. Anderson answered that he did not readily have that information but he would research it and bring it back to the Board.

Commissioner Constance replied that historically he did not know what might be available but we are getting better data and more data today versus ten years ago; twenty years ago; thirty years ago and did not know what Mr. Anderson may be able to gather, nonetheless the rainfall distribution chart for the year is a good snapshot of where we are now.

Commissioner Maio said there is significant development in Sarasota County and North Port and from Mr. Anderson's report he understands Sarasota County is using 60% of their available capacity. He asked if it is accurate for him to say Sarasota County has sufficient supply for new users when he is asked the question "where is the water going to come from?"

Mr. Anderson responded that Sarasota County's April usage was about 78% of available capacity and long-term the County is at 68-70% and so the answer is 'yes' the County has 32% in reserves for supply.

Commissioner Constance asked if and when the Phase 3B and Phase 3D interconnects come on-line is staff looking at the number of end users.

Mr. Lehman replied 'yes' everything is being coordinated. He said Sarasota County actually base loads to the PRF. The County has adequate capacity including their other supplies at the Carlton WTP and the Venice Wellfields. Part of the visioning goals of SWFWMD is for the entire region to base load surface water and minimize ground water and that is exactly what is happening.

**2. Regional Integrated Loop System Phase 3B Interconnect Update [S.R. 681 to Clark Road]
Presented by Kevin Morris, Science and Technology Officer**

a. Project Status Report

Mr. Morris said the Phase 3B Interconnect project will include installation of approximately 4.2 miles of 48-inch diameter pipeline from the northern terminus of the existing Phase 3A Regional Interconnect north to Clark Road. The project will support Sarasota County's water needs and ultimately serve to extend the regional system toward an interconnection with Manatee County. Estimated total project cost for design and construction is \$27M and project completion is scheduled in 2020.

Mr. Morris said the Board selected King Engineering Associates, Inc. for engineering design and construction management services. The design work was initiated in February 2016. Meetings have been ongoing with Sarasota County and the various stakeholder departments including water and wastewater, solid waste, transportation and planning. There are a number of possible routes being evaluated. The starting point is where the existing Phase 3A pipeline terminates but the ending point is yet to be determined. Each route presents some design challenges which Mr. Morris briefly explained. Mr. Morris said the preliminary design is scheduled to be completed fall 2016.

b. Interlocal Agreement for Regional Integrated Loop System Phase 3B Interconnect between the Peace River Manasota Regional Water Supply Authority and Sarasota County.

Mr. Morris said an interlocal agreement is a standard element of every project the Authority undertakes and covers financial, ownership, capacity, property use, coordination and other pertinent requirements of

the project. The interlocal agreement also demonstrates to SWFWMD there is a local match for cooperative funding and is a requirement for receipt of those dollars. The Sarasota County Commission approved the interlocal agreement for this project on May 24, 2016 and the staff recommendation was for Board approval.

Motion was made by Commissioner Chappie, seconded by Commissioner Langford, to approve Interlocal Agreement for Regional Integrated Loop System Phase 3B Interconnect between the Peace River Manasota Regional Water Supply Authority and Sarasota County. Motion was approved unanimously.

3. SWFWMD FY 2017 Cooperative Funding Applications Presented by Mike Coates, Deputy Director

Mr. Coates said in September 2015 the Authority submitted the FY 2017 cooperative funding applications to SWFWMD for the three regional pipeline projects briefly described below:

1) Phase 3B Interconnect (S.R. 681 to Clark Road) will include installation of about 4.2 miles of 48-inch diameter pipeline from the northern terminus of the existing Phase 3A Regional Interconnect north to Clark Road. The Authority's 2015 Water Supply Master Plan (WSMP) estimated total project cost is \$27M and completion scheduled in 2020. Preliminary design work commenced in February 2016.

2) Phase 3D Interconnect (Fruitville Road to Manatee) will include installation of about 3.6 miles of 24-inch diameter pipeline from Fruitville Road north along the Lorraine Road corridor to the Manatee County line. The pipeline is to be installed by Schroeder Manatee Ranch (SMR) as part of the Lorraine Road corridor improvements in Lakewood Ranch. Project design is complete. The Authority's 2015 WSMP estimated total project cost is \$15.5M and project completion is scheduled in 2018.

3) Phase 4 Interconnect (Burnt Store WTP to Phase 1A) will include installation of about 15.4 miles of 24-inch diameter pipeline from Burnt Store WTP in south Charlotte County to the Phase 1A Regional Interconnect facilities along U.S. 17 east of Punta Gorda. The Authority's 2015 WSMP estimated cost is \$28M and completion timeframe is approximately five years.

Mr. Coates said as Mr. Morris earlier reported the Phase 3B Interconnect is moving forward. Because the interlocal agreement has been negotiated, SWFWMD staff ranked this project 'high' and it is anticipated this project will be approved to receive cooperative funding. Interlocal agreements for the Phase 3D and Phase 4 regional interconnects however are not negotiated and consequently SWFWMD staff ranked these projects 'low' for cooperative funding. At this time for the Phase 3D Interconnect, Sarasota County and SMR have developed a draft agreement providing for SMR installation of the pipeline facilities and sale/conveyance of those facilities to the County. Thereafter the County and the Authority must work out terms for Authority acquisition of the pipeline. At this time for the Phase 4 Interconnect, the Authority and Charlotte County continue discussions on the timing of the pipeline. Mr. Coates said since the projects are not well-defined and the interlocal agreements are not developed the staff recommendation is to withdraw the applications for cooperative funding for these two projects with the express intent of better defining the projects and developing the interlocal agreements in a timely manner and re-submit both pipeline projects to SWFWMD for FY 2018 cooperative funding.

Commissioner Constance responded that these projects were originally submitted without interlocal agreements and made the comment 'what changed'. He said even if the interlocal agreements are not developed why not keep the projects in the pipeline for funding. He asked if the Phase 3B Interconnect would be negatively affected.

Mr. Coates replied that leaving the applications in place would not negatively affect the Phase 3B Interconnect for funding. It is basically a formality to withdraw the applications that are ranked low and not recommended for funding by SWFWMD staff.

Commissioner Constance said he understands the sentiment but does not want to withdraw these projects and perhaps have the thought they are not going to move forward. He said let's keep them on the docket and if they do not get funded they are still on the radar. He is trying to understand what the negative is.

Mr. Coates said the negative is the fact they are not receiving funding. The path will be the same whether the projects are withdrawn or not. In both instances, applications will need to be re-submitted for FY 2018 cooperative funding and the interlocal agreements negotiated and in place by early 2017 to make sure these projects will be eligible for funding in FY 2018.

Commissioner Maio said he is leaning toward what Commissioner Constance is saying. He recently gave a speech at a ribbon cutting in Lakewood Ranch and made a big deal in his remarks about the Phase 3D Interconnect and does not want a newspaper story reporting that this project is off-track or not going to happen. He asked if there are any of those possible repercussions from the Authority withdrawing the projects or will the communications cover his concern.

Mr. Coates said our communications with SWFWMD can cover that. Both projects are still viable projects; they are still in our master plan; and SWFWMD is still aware of them. It is more or less a formality because these projects are not going to be recommended by SWFWMD staff for funding for FY 2017.

Commissioner Chappie asked if there are projects from member utilities/counties that are ranked higher for funding and so the Authority is backing away. Is that what this is about?

Mr. Coates replied that is not what this is about. These projects were ranked low by the SWFWMD staff because of the lack of an interlocal agreement. The Authority is not pulling them back in favor of another project by a member government.

Commissioner Constance asked if the Authority has a letter from SWFWMD that states these projects will not be funded unless the interlocal agreement is in place.

Mr. Coates said, in fact, that is what SWFWMD staff cited in their low ranking of these projects.

Commissioner Constance said if you are not in the game there is no way you are going to get funding and feels withdrawing sends the wrong signal.

Mr. Lehman said on the last page of the supporting materials for this item is the SWFWMD staff recommendation to the Governing Board for final ranking of the projects for the southern region where the Authority is located. The ranking shows low for the Phase 3D and Phase 4 projects. Mr. Lehman said it is staff's intent to withdraw the projects for FY 2017 and make every effort to better define these projects and develop the interlocal agreements and resubmit both projects for the FY 2018 funding cycle. He said it can go either way but the big thing is to understand that we need to better define the projects and we need an interlocal agreement.

Commissioner Constance said understood and that will happen. He said he will leave it to the Board.

Commissioner Langford said he felt the projects should be withdrawn as staff recommended.

Commissioner Chappie said he did not have a problem with the staff recommendation.

Motion was made by Commissioner Langford, seconded by Commissioner Chappie to withdraw FY 2017 cooperative funding applications with SWFWMD for the Phase 3D and Phase 4 Regional Interconnects. Motion failed 2 to 2 with Commissioners Maio and Constance voting no.

Commissioner Langford asked what will happen since the motion was not approved.

Commissioner Constance responded that the motion was to withdraw the cooperative funding applications so the applications will not be withdrawn.

Mr. Manson confirmed what Commissioner Constance said and restated that since the motion did not carry, the status quo is that the applications will stay pending at SWFWMD.

**4. Reservoir System Operations – Staff Presentation
Presented by Kevin Morris, Science and Technology Officer**

At the April Board meeting, Commissioner Chappie said he has heard a lot about reservoir No. 2 but not much about reservoir No. 1 and said it would be interesting to hear more about reservoir No. 1. Mr. Morris provided some details about both reservoirs including how reservoir No. 1 was actually dredged by General Development Corporation and the major restoration projects over the years; the operational concerns of both reservoirs; some of the unique features and activities for reservoir No. 2; and the overall care and maintenance of these reservoirs to ensure safe and reliable operation.

**5. Orange Hammock Ranch Conservation – Staff Presentation
Presented by Patrick Lehman, Executive Director**

Mr. Lehman said the Orange Hammock Ranch property is located in southeastern Sarasota County within the city limits of North Port. The property is undeveloped and borders the western boundary of the RV Griffin Reserve which is owned by SWFWMD and managed by the Authority. The Conservation Foundation of the Gulf Coast is facilitating a collaborative process of agencies, including Sarasota County, North Port and SWFWMD, for the purchase of the property. Mr. Lehman said he would talk about the significance of the Orange Hammock Ranch property to the Authority and Christine Johnson, President of the Conversation Foundation, was present to also address the Board.

Mr. Lehman said the Orange Hammock Ranch property is not new to the Authority. Ten years ago under different ownership it was called Isles of Athena and the Authority was very active in the DRI process being undertaken by the developer at that time. One of the key considerations is if the property is privately owned and developed or if it is publicly owned and preserved so it could potentially provide an environmental buffer to the RV Griffin Reserve.

SWFWMD purchased the RV Griffin Reserve from General Development in 1992 specifically for the purpose of the expansion and protection of the water supply facilities owned by the Authority. It was written into the documents; it is validated; there was a future vision. At the time 25 years ago nobody knew exactly what that vision was but a reservoir was a key concept. Fast forward 25 years and the concept is a reality with the construction of reservoir No. 2 coming on-line in 2009. In 2009 SWFWMD granted the Authority a perpetual easement and the Authority took over the management and operations of the entire reserve. During construction of the reservoir, all of the mitigation was done on site which saved millions of dollars. So not only did the Authority save millions of dollars by not having to pay the capital cost to purchase the property but saved millions of dollars in mitigation. The RV Griffin Reserve

is a multi-use property and in addition to water supply facilities includes mitigation sites, horse trails, cattle grazing and site for a model airplane club facility.

So what can happen in the future? Mr. Lehman said the Authority's Water Use Permit provides for expansion of the ASR wellfield on the RV Griffin Reserve. The recently completed Integrated Regional Water Supply Master Plan also provides for potential expansion of the reservoir system and development of brackish groundwater. Mr. Lehman said the Authority contracted with HDR to take a look at the feasibility of these options on the RV Griffin Reserve. The engineering and hydrologic evaluation indicates that site conditions are suitable for construction of a future reservoir.

So where does the Orange Hammock Ranch property come into play. It is located adjacent to the RV Griffin Reserve so it truly becomes an environmental buffer if it is publicly owned. It is also the missing link that would connect all of the public lands within Sarasota County to the RV Griffin Reserve and down to the Peace River making a contiguous habitat corridor. The Authority's main focus is water supply but there are a lot of other options. The Orange Hammock Ranch property provides perfect opportunity for mitigation for future development of a reservoir on the RV Griffin Reserve; provides for better water quality to the City of North Port; and provides flood protection, surface water development, wildlife habitat, and also recreational opportunities.

Mr. Lehman said what he is looking for today is Board discussion/concurrence that the Authority be part of the conversation. The draft report is what he would take forward to the table as the Authority's interests in the property. A new reservoir is not going to happen overnight but we want to set the stage and be the visionaries that those people were 25 years ago.

Commissioner Maio said there is a lot more that goes on than citizens realize to protect this water source and thanked Mr. Lehman for his efforts in this endeavor, for attending meetings and answering questions on this subject of Orange Hammock Ranch. All that said just for the purposes of the record because he gets asked with some frequency what the Authority's interest is and the Authority has no intention of building a reservoir on the Orange Hammock Ranch property. He asked "Is that correct?"

Mr. Lehman said correct. The Authority's interest in water supply development is solely related to the RV Griffin Reserve.

Commissioner Maio said and the Authority's interest is also to aid and mitigate and enhance the water that flows south that eventually flows into the City of North Port's water treatment plant.

Mr. Lehman said 'yes'; it is a benefit to both the regional supplier and the City.

Commissioner Maio stated there are some people who still don't believe that so now we have Mr. Lehman on record.

Mr. Lehman added that the report in the Board book will be posted on the Authority's website.

Commissioner Constance said he appreciates Mr. Lehman's patience and determination because as previously mentioned this has been around a long time and Mr. Lehman has continued to keep a watchful eye on it and thinks the time is right that we all come together to understand how intensely important this is for not only the Authority and Sarasota County and North Port but the entire region. He noted in the board packet are the letters of support from the Authority, Sarasota County and North Port and he just passed out to the Board members the letter of support from Charlotte County. He asked DeSoto and Manatee counties to please present this matter to their BOCC for consideration and get a letter of support

because it is incredibly important they are all in step because it is will help this mission so much more.

Ms. Johnson said on behalf of Conservation Foundation of the Gulf Coast, Board of Trustees, and our staff and our thousands of supporters, we want to say thank you; thank you for this report; thank you for this opportunity; and thank you for your vision and coming forward and supporting the Conservation of Orange Hammock Ranch. As previously mentioned, there is a long history with the Orange Hammock Ranch property. Conservation Foundation was also involved ten years ago when it was the Isles of Athena and are now gaining some headway with the current owners. They are very much in favor of the property being conserved and they are being patient but their patience is being tried. They are holding off putting the property on the market by giving us an option to purchase the property.

It is established in this report as well as in other places where I have spoken at Sarasota County, City of North Port and SWFWMD Board meetings about the importance of the Orange Hammock Ranch property. So what we are right now trying to do is execute our option. In order to do that, we have to bring everybody to the table and talk about who is going to own it, who is going to manage it, what are going to be the opportunities for public use, and ultimately how much everyone is going to put into the pot. The Authority's efforts to ensure the quality, reliability sustainability and protection of our drinking water supply is evident in this report. The report frames the conservation discussion quite well which is going to be helpful at the negotiation table. The report outlines succinctly as well as scientifically the regional importance to our water supply and quality, our flood protection, wildlife habitat, connectivity for wildlife as well as for humans, recreational opportunity and opportunities for hydrologic restoration. Your report will be very helpful in facilitating the negotiations the Conservation Foundation is starting. It is my hope the Authority will choose to have a representative at the table.

Commissioner Langford asked is there is any discussion about agriculture use on the property.

Ms. Johnson said currently it is being cattle ranched on some parts but it is really up to who owns the property.

Mr. Lehman said he has had a lot of discussions with Ms. Johnson, Mr. Lewis at the City and Mr. Harmer at Sarasota County. As Ms. Johnson said it is time for everybody to sit at the same table at the same time, coalesce and discuss what the opportunities are for utilization on that property. For the Authority it is restoration and mitigation. Mr. Lehman requested Board concurrence for the Authority to be part of the discussion.

Commissioner Constance recognized the Board members' head nods and said they were fully on-board with Mr. Lehman's recommendation and said we are going to get you two more letters so you will have everybody at the table.

**6. FDEP Tri-Party Funding Agreement for Punta Gorda RO Project/Authority Phase 1 Interconnect Project
Presented by Mike Coates, Deputy Director**

Mr. Coates said a tri-party funding agreement has been developed between FDEP, City of Punta Gorda and the Authority to administer the \$4M funding for the Punta Gorda RO project. In accordance with the December 2015 Interlocal Agreement with the City these state funds are to be applied as part of the City's share of the Phase 1 Interconnect project. The City has another \$2M obligation most of which will be paid for by SWFWMD money for the City's RO project. The tri-party agreement allows the Authority to bill DEP directly for Phase 1 project expenses.

Motion was made by Commissioner Langford, seconded by Commissioner Maio, to approve and authorize Executive Director to execute DEP Agreement No. LP08032 for state financial assistance up to \$4,000,000 for the 'Punta Gorda Reverse Osmosis Water Treatment Plant and Brackish Groundwater Supply Project'. Motion was approved unanimously.

GENERAL COUNSEL'S REPORT

Mr. Manson had nothing to report.

EXECUTIVE DIRECTOR'S REPORT

Mr. Lehman said approval of the DEP agreement brings to fruition a lengthy and important endeavor and recognized Mr. Manson and Mr. Paul for their efforts in this accomplishment.

Mr. Lehman said the tentative budget is posted on the Authority's website. Discussions have been ongoing with the member staffs and there are no updates or concerns/issues to-date.

Mr. Lehman said the MBDV billings are where you would expect them to be one-third of the way through the contract term and about 40% billed on the contract amount. The contract also provides for special projects with Board approval. Mr. Lehman noted the RTD settlement on the 1991 rebuild project was completed with approximately \$9,000 in legal fees and the settlement included liquidated damages in the amount of \$224,000 which could support these fees.

Commissioner Constance said according to the check registers for March and April there is only one check payable to MBDV and asked Mr. Manson how up-to-date his billings are.

Mr. Manson said they are behind. The February bill has gone out and March and April will be going out shortly. He said a new partner was added to the firm and apparently that complicated the billing system.

Commissioner Constance asked Mr. Manson if he would be caught up for the July 28th meeting so we can take a good look and see where we are at.

Mr. Manson responded 'yes' He said the annual contract is \$180,000 and assured the Board anything over that amount would not be billed to the Authority.

ROUTINE STATUS REPORTS

Routine status reports are provided for informational purposes and no presentation is made.

1. Hydrologic Conditions Report
2. Check Registers for March 2016 and April 2016
3. Regional Integrated Loop System Phase 1 Interconnect [U.S. 17 to Punta Gorda]
4. Partially Treated Water Aquifer Storage & Recovery Concept

BOARD MEMBER COMMENTS

Commissioner Constance said at the last meeting he had the impression the contract with Ray Pilon would soon be ending so did not pursue a discussion but later became aware the contract had been renewed for \$3,750 per month until the end of 2016 so wanted full disclosure that the Authority is basically paying two lobbyists.

Mr. Lehman said he felt there may be some misunderstanding regarding Mr. Pilon's association with the Authority and wanted to clarify that Mr. Pilon is not a lobbyist for the Authority. He said Mr. Pilon has twenty years of history with the Authority beginning in 1996 when he was Sarasota County's representative on the Authority Board. After that he was employed by the Authority as the Governmental Affairs Coordinator and retained that position for about ten years before becoming a state representative. After he left the Authority that vacancy was not filled. The Authority re-shuffled internally and Mr. Coates took on the day-to-day operations as Deputy Director which freed up Mr. Lehman's time to pursue these activities and Mr. Pilon was engaged to provide liaison and communication services. Mr. Lehman said Mr. Pilon has been instrumental in supplying/arranging contacts with local, regional and state governmental officials as well as industry leaders that he could not do himself.

Commissioner Constance said he appreciated the clarification.

PUBLIC COMMENTS

There were no public comments.

SCHEDULE OF FUTURE MEETINGS

Next Authority Board Meeting and Public Hearing for FY 2017 Budget

Thursday, July 28, 2016 @ 9:30 a.m.
Charlotte County Administration Center
Commission Chambers, Room 119
18500 Murdock Circle, Port Charlotte, Florida

Future Authority Board Meetings

October 5, 2016 @ 9:30 a.m. – Sarasota County Administration Center, Sarasota, Florida
December 7, 2016 @ 9:30 a.m. – Manatee County Administrative Center, Bradenton, Florida

Adjournment

There being no further business to come before the Board, the meeting adjourned at 11:17 a.m.

Commissioner Christopher G. Constance
Chairman

PEACE RIVER MANASOTA REGIONAL WATER SUPPLY AUTHORITY
BOARD OF DIRECTORS MEETING
July 28, 2016

CONSENT AGENDA
ITEM 2

MBDV P.A. Additional Legal Services [DELETED]

~~Recommended Action~~ ~~————— Motion to approve additional General Counsel Services for MBDV P.A. for an amount not to exceed \$20,000.~~

~~The Agreement for General Counsel Services with Manson Bolves Donaldson Varn (MBDV) provides for general counsel and legal support services for the Authority. The Agreement authorizes total fees for FY 2016 up to \$180,000 for work within the defined scope of services. The Agreement also allows for out of scope work at additional cost upon recommendation of the Executive Director and approval of the Board of Directors.~~

~~The Board has been updated at previous Board meeting regarding MBDV legal representation of the Authority for the RTD settlement agreement and the Phase 1 Interconnect funding agreements with the City of Punta Gorda, SWFWMD and the Department of Environmental Protection. Both of these efforts included work outside of the defined scope of services for MBDV. The RTD settlement resulted in the award of \$224,000 in liquidated damages to the Authority. The Phase 1 Interconnect funding resulted in \$12M in funds (\$6M SWFWMD; \$4M DEP; \$2M Punta Gorda) for the regional pipeline project and \$16M funding for the City of Punta Gorda's RO facility.~~

~~A summary of invoices for FY 2016 to date and the amount of out of scope cost allocated to the RTD and Phase 1 Interconnect issues are itemized in Tab A. Staff recommends that the Agreement for General Counsel Services be amended to provide additional compensation for the two special projects in the amount below:~~

- ~~● RTD settlement agreement: \$10,000~~
- ~~● Phase 1 Interconnect funding: \$10,000~~
- ~~\$20,000~~

~~Funds are available in the FY 2016 Budget for additional legal services.~~

~~**Budget Action** — No action needed.~~

**PEACE RIVER MANASOTA REGIONAL WATER SUPPLY AUTHORITY
BOARD OF DIRECTORS MEETING
July 28, 2016**

**CONSENT AGENDA
ITEM 3**

Resolution 2016-06 'Florida Water Professionals Month'

Recommended Action -

Motion to approve Resolution 2016-06 'Florida Water Professionals Month'.

Safe drinking water is the lifeblood of our communities. The Florida Water and Pollution Control Operators Association is a statewide organization of dedicated operators that maintain water quality in Florida and assure safe drinking water to the public. The Authority is pleased to join in the observance of August as 'Florida Water Professionals Month'.

PEACE RIVER MANASOTA REGIONAL WATER SUPPLY AUTHORITY

Resolution 2016-06

FLORIDA WATER PROFESSIONALS MONTH

The Peace River Manasota Regional Water Supply Authority, created pursuant to Chapter 373.1962, Florida Statutes, and interlocal agreement pursuant to Chapter 163.01, Florida Statutes, in lawful session and in regular order of business properly presented, finds that:

WHEREAS, water professionals are trained, dedicated, and knowledgeable personnel who are responsible for designing, operating and maintaining water and wastewater treatment plants; water distribution, wastewater collection and storm water drainage systems; and perform laboratory analysis; and,

WHEREAS, water professionals provide a critical public service to citizens throughout Florida; and,

WHEREAS, the Florida Water and Pollution Control Operators Association (FW&PCOA) organized in 1941 is a non-profit trade organization that promotes the sustainability of Florida's water utility industry through workforce development to protect the health of Florida's citizens and to preserve the state's water resources; and,

WHEREAS, the FW&PCOA offers water and wastewater treatment plant operator and water distribution system operator training courses required for the state of Florida's operator licenses, eight voluntary certification programs and continuing education programs for operator license renewal; and,

WHEREAS, the FW&PCOA in recognizing the importance of the Florida Statutes and Administrative Code that regulate the water industry, acts as liaison between the Department of Environmental Protection and industry personnel; and,

WHEREAS, the FW&PCOA recognizes all those who have played a significant part in operating and maintaining drinking water, wastewater, and stormwater systems in Florida by celebrating *Florida Water Professional Month* which applauds their constant efforts to protect our health and environment.

NOW, THEREFORE, BE IT RESOLVED, by the Authority Board of the Peace River Manasota Regional Water Supply Authority does hereby extend greetings and best wishes to all observing August 2016 as '*Florida Water Professionals Month*'.

DONE at Port Charlotte, Florida, this Twenty-Eighth day of July 2016.

Attest:

Peace River Manasota
Regional Water Supply Authority

Patrick J. Lehman
Executive Director

Commissioner Christopher G. Constance
Chairman

Approved as to Form:

Douglas Manson
General Counsel for Peace River Manasota
Regional Water Supply Authority

PEACE RIVER MANASOTA REGIONAL WATER SUPPLY AUTHORITY
BOARD OF DIRECTORS MEETING
July 28, 2016

CONSENT AGENDA
ITEM 4

U.S. Geological Survey Joint Funding Agreement #17ESFL000000105

Recommended Action -

Motion to approve and authorize Executive Director to execute U.S. Geological Survey Joint Funding Agreement# 17ESFL000000105.

The USGS and the Authority have participated in joint funding agreements for monitoring in the Lower Peace River/Upper Charlotte Harbor since 1998 as part of the enhanced Hydrobiological Monitoring Program (HBMP). The existing agreement with the USGS, which covers a data collection program for three tide-stage and specific conductance gage stations in the Peace River will expire at the end of FY 2016 (September 30, 2016).

The new USGS agreement covers FY 2017 (October 1, 2016 through September 30, 2017). The funding distribution is as follows. The costs and funding distribution for this program are unchanged from the 2016 Agreement.

	<u>Amount</u>
• Authority	\$28,100
• USGS	<u>\$24,700</u>
	\$52,800

Funds have been included for this work in the proposed FY2017 budget. Joint Funding Agreement #17ESFL000000105 is attached.

Budget Action – No action needed.

U.S. DEPARTMENT OF THE INTERIOR
GEOLOGICAL SURVEY

Customer #: 6000001084
Agreement #: 17ESFLO00000105
Project #: MC00E2A
TIN #: 59-2417483
Fixed Cost Agreement YES



JOINT FUNDING AGREEMENT

FOR

CARIBBEAN-FLORIDA WATER SCIENCE CENTER

THIS AGREEMENT is entered into as of the, 1st day of October, 2016 by the U.S. GEOLOGICAL SURVEY, UNITED STATES DEPARTMENT OF THE INTERIOR, party of the first part, and the PEACE RIVER/MANASOTA REGIONAL WATER SUPPLY AUTHORITY, party of the second part.

1. The parties hereto agree that subject to availability of appropriations and in accordance with their respective authorities there shall be maintained in cooperation AN INVESTIGATION OF WATER RESOURCES herein called the program. The USGS legal authority is 43 USC 36C; 43 USC 50; and 43 USC 50b.

2. The following amounts shall be contributed to cover all of the cost of the necessary field and analytical work directly related to this program. 2(b) includes In-Kind Services in the amount of \$0.00

(a) by the party of the first part during the period

Amount	Date	to	Date
\$24,700.00	October 01, 2016		September 30, 2017

(b) by the party of the second part during the period

Amount	Date	to	Date
\$28,100.00	October 01, 2016		September 30, 2017

(c) Contributions are provided by the party of the first part through other USGS regional or national programs, in the amount of:

Description of the USGS regional/national program:

(d) Additional or reduced amounts by each party during the above period or succeeding periods as may be determined by mutual agreement and set forth in an exchange of letters between the parties.

(e) The performance period may be changed by mutual agreement and set forth in an exchange of letters between the parties.

3. The costs of this program may be paid by either party in conformity with the laws and regulations respectively governing each party.

4. The field and analytical work pertaining to this program shall be under the direction of or subject to periodic review by an authorized representative of the party of the first part.

5. The areas to be included in the program shall be determined by mutual agreement between the parties hereto or their authorized representatives. The methods employed in the field and office shall be those adopted by the party of the first part to insure the required standards of accuracy subject to modification by mutual agreement.

6. During the course of this program, all field and analytical work of either party pertaining to this program shall be open to the inspection of the other party, and if the work is not being carried on in a mutually satisfactory manner, either party may terminate this agreement upon 60 days written notice to the other party.

- 7. The original records resulting from this program will be deposited in the office of origin of those records. Upon request, copies of the original records will be provided to the office of the other party.
- 8. The maps, records, or reports resulting from this program shall be made available to the public as promptly as possible. The maps, records, or reports normally will be published by the party of the first part. However, the party of the second part reserves the right to publish the results of this program and, if already published by the party of the first part shall, upon request, be furnished by the party of the first part, at costs, impressions suitable for purposes of reproduction similar to that for which the original copy was prepared. The maps, records, or reports published by either party shall contain a statement of the cooperative relations between the parties.
- 9. USGS will issue billings utilizing Department of the Interior Bill for Collection (form DI-1040). Billing documents are to be rendered QUARTERLY. Payments of bills are due within 60 days after the billing date. If not paid by the due date, interest will be charged at the current Treasury rate for each 30 day period, or portion thereof, that the payment is delayed beyond the due date. (31 USC 3717; Comptroller General File B-212222, August 23, 1983).

**U.S. Geological Survey
United States
Department of the Interior**

**PEACE RIVER/MANASOTA REGIONAL WATER
SUPPLY AUTHORITY**


USGS Point of Contact

Customer Point of Contact

Name: Mrs. Susan Jones
 Address: 4446 Pet Lane, Suite 108
 Lutz, FL 33559
 DUNS #: 137783937 TAS: 147/80804
 Telephone: 813.498.5009
 Email: swjones@usgs.gov

Name: Mr. Samuel S. Stone
 Address: 9415 Town Center Parkway
 Lakewood Ranch, FL 34202
 Telephone: 941.316.1776
 Email: sstone@regionalwater.org

Signatures and Date

Signature:		Date:	Signature:	Date:
	<i>acting for</i>	<i>6-15-2016</i>		
Name:	Rafael W. Rodriguez	Name:	_____	
Title:	Director, CFWSC	Title:	_____	

PEACE RIVER MANASOTA REGIONAL WATER SUPPLY AUTHORITY
BOARD OF DIRECTORS MEETING
July 28, 2016

REGULAR AGENDA
ITEM 1

Water Supply Conditions

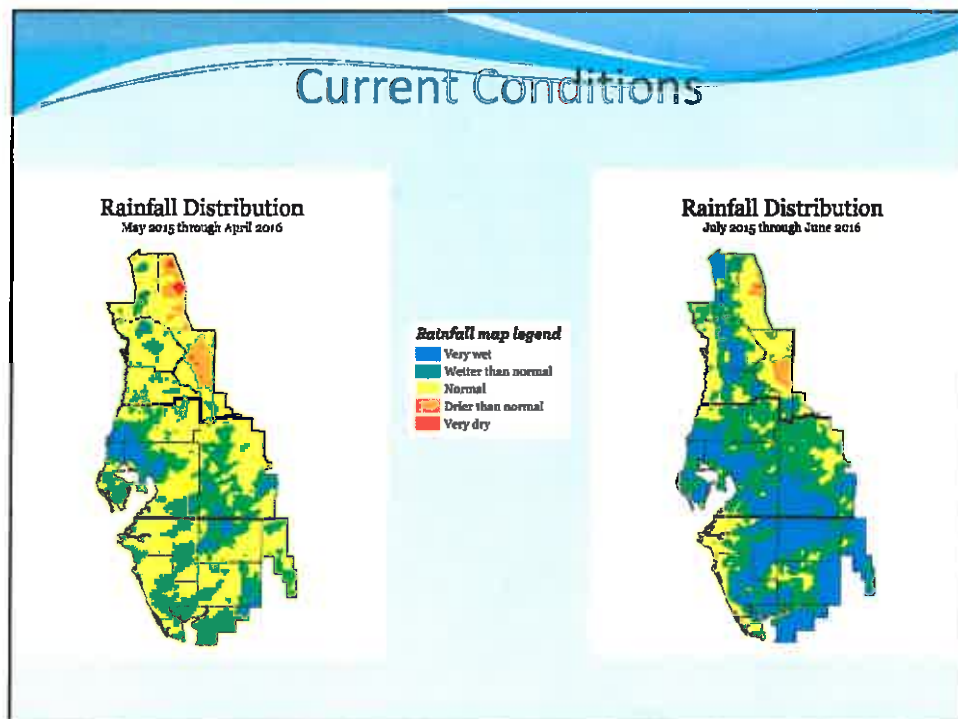
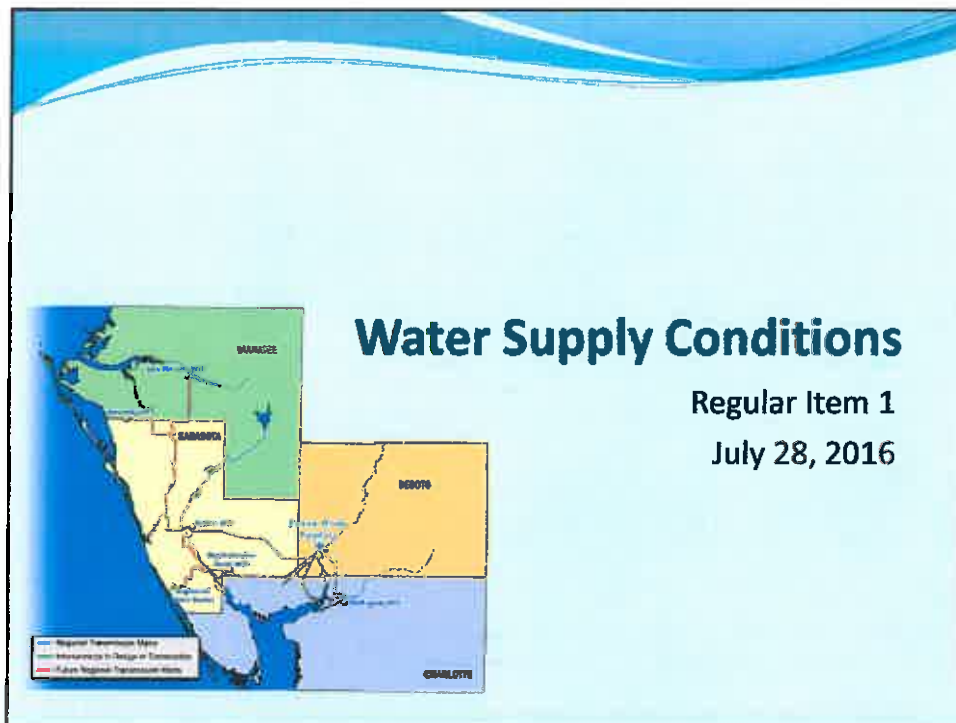
Presenter - Richard Anderson, System Operations Manager

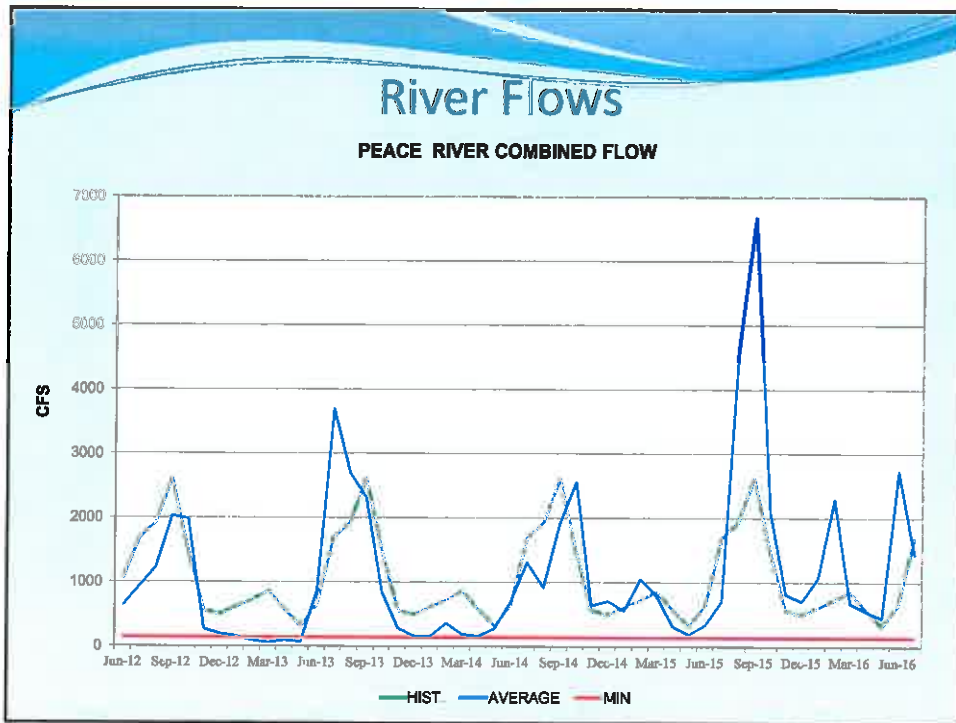
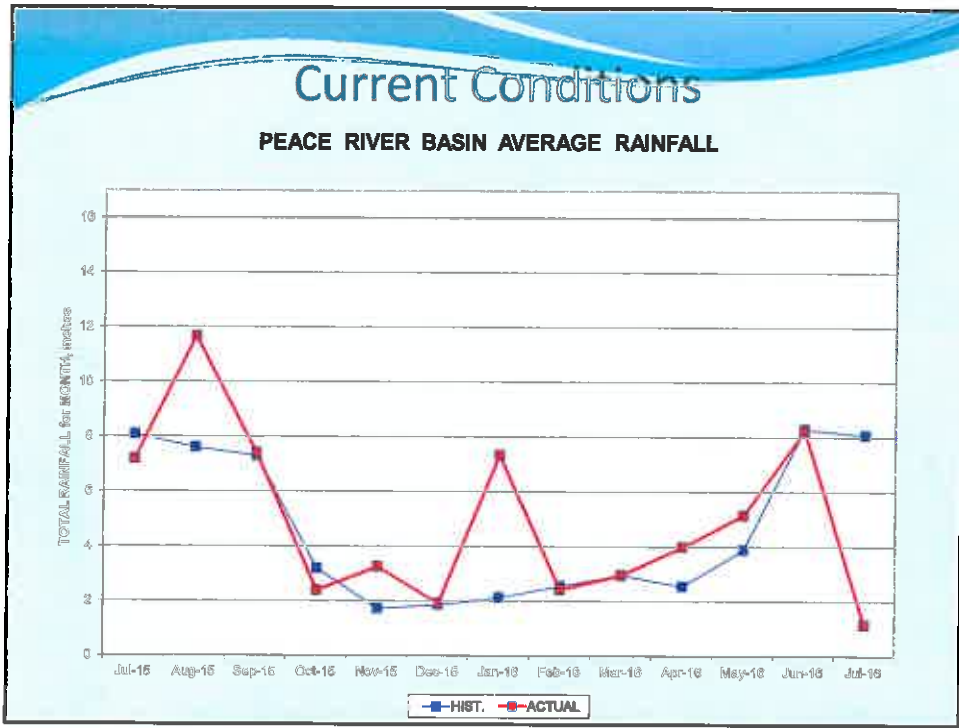
Recommended Action - **Status Report.** This item is presented for the Board's information and no action is required.

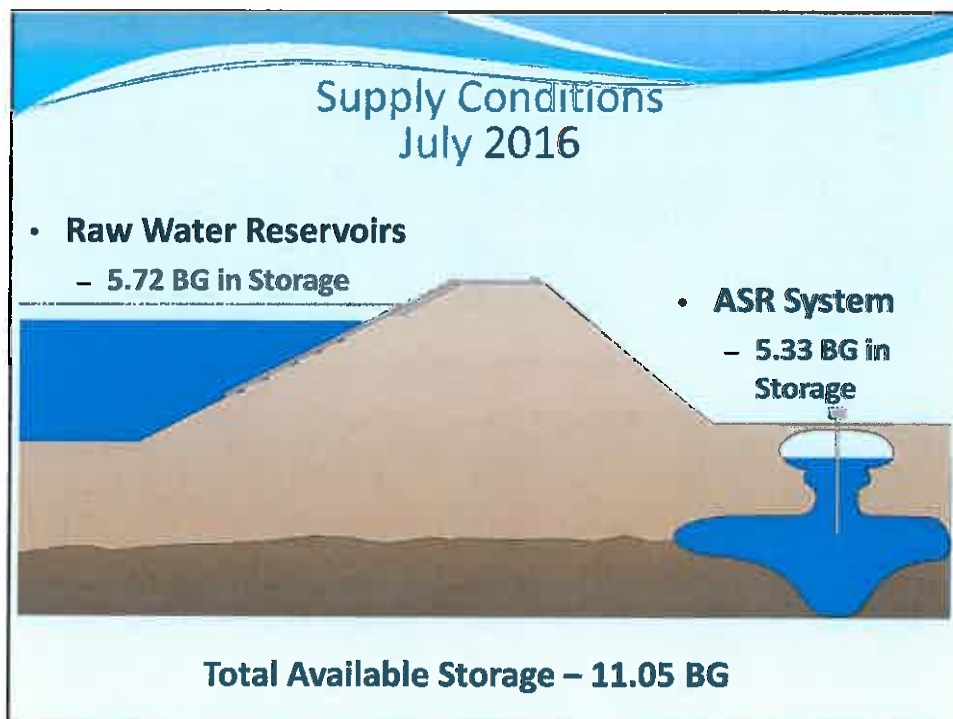
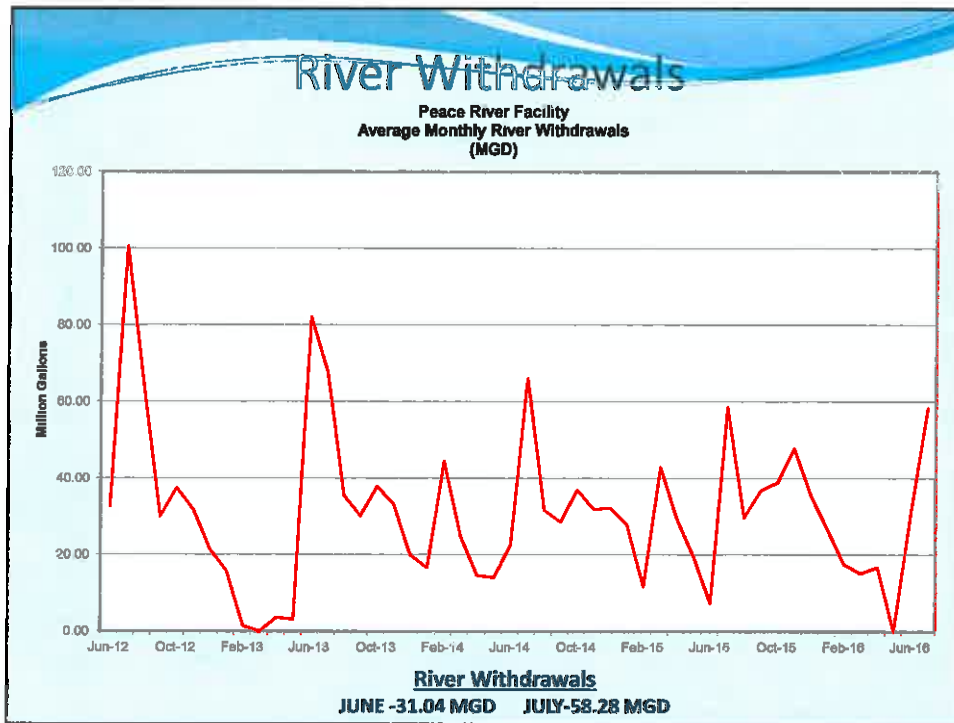
Water Supply Conditions at the Peace River Facility as of July 12, 2016.

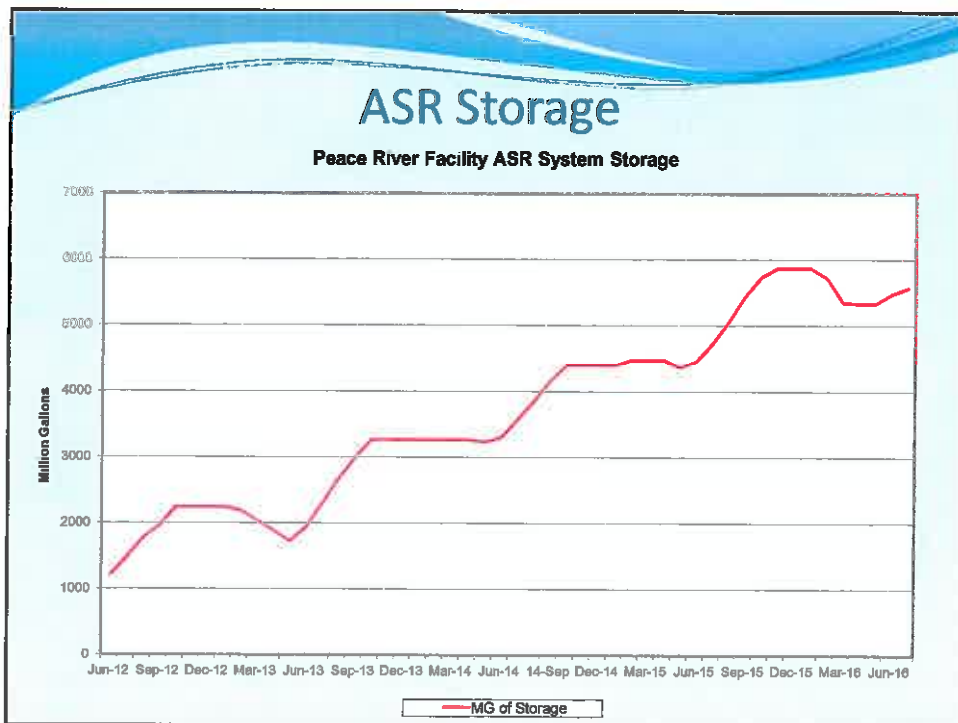
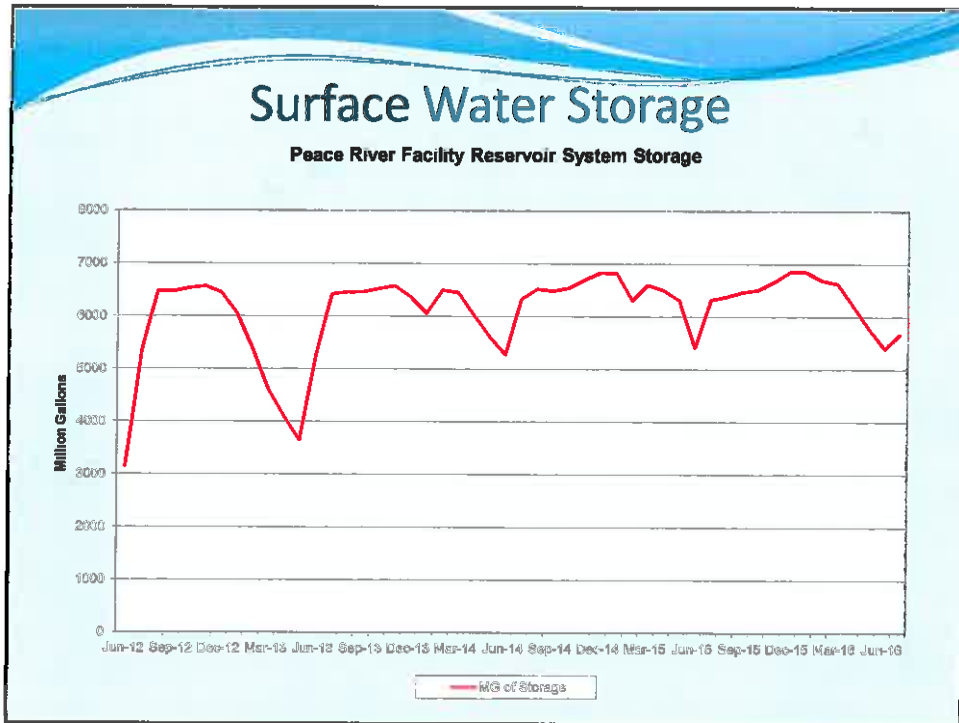
- Water Supply Quantity: Excellent
- Treated Water Quality: Excellent

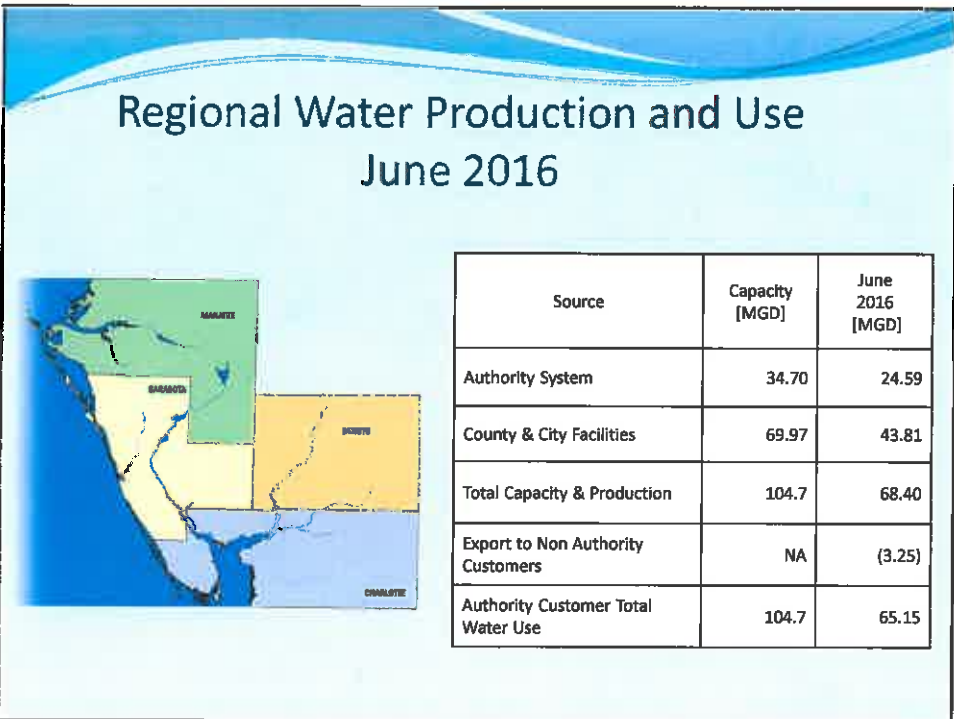
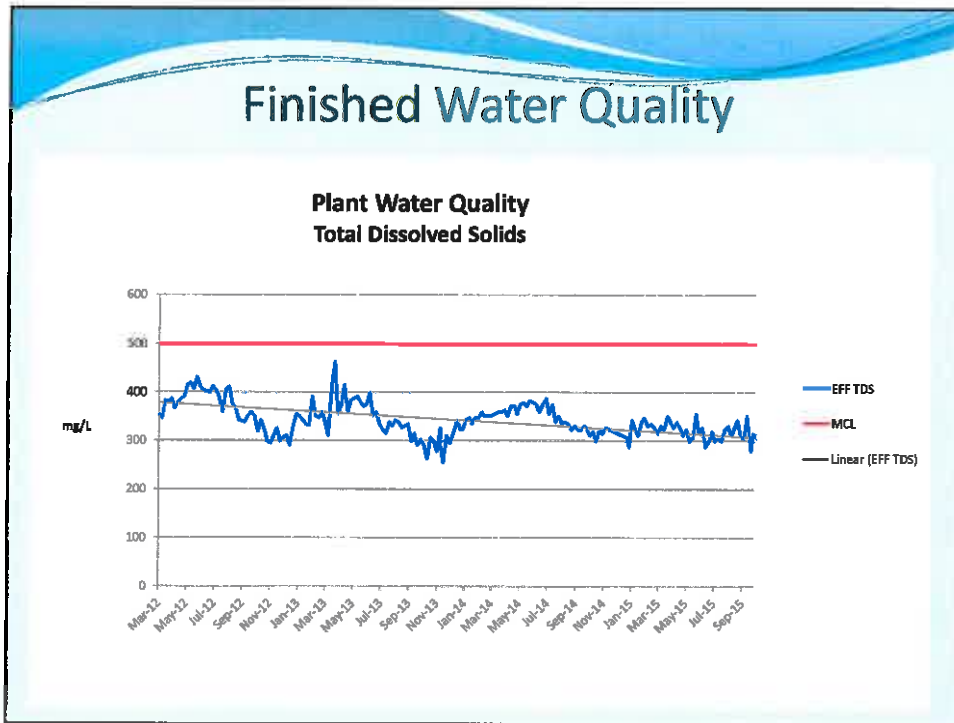
July Water Demand	25.26 MGD
July River Withdrawals	58.28 MGD
<u>Storage Volume:</u>	
Reservoirs	5.68 BG
ASR	<u>5.57 BG</u>
Total	11.25 BG

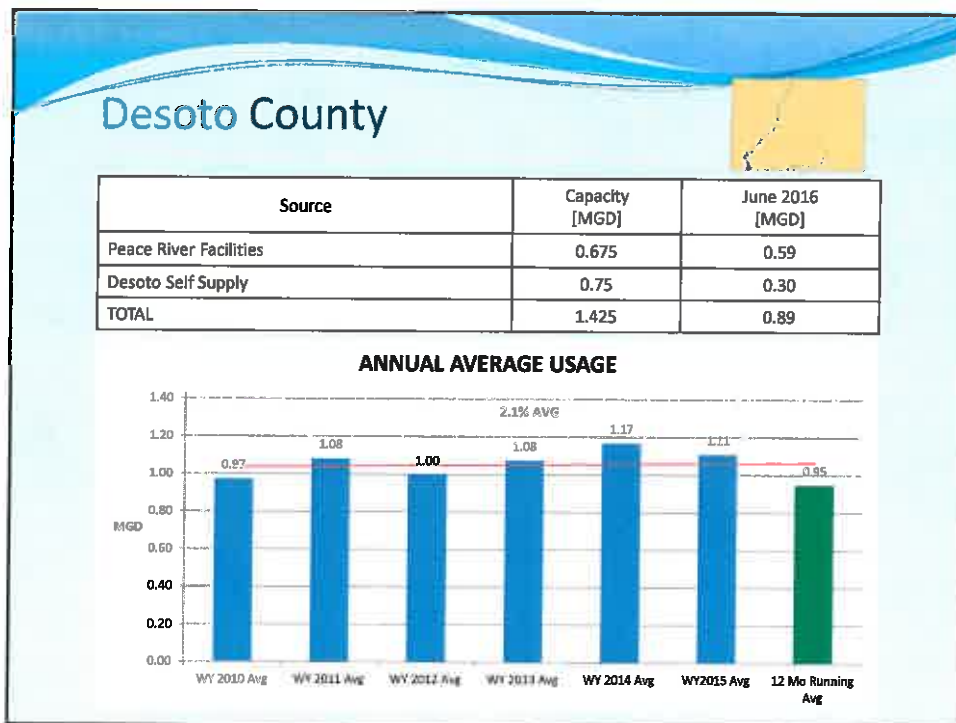
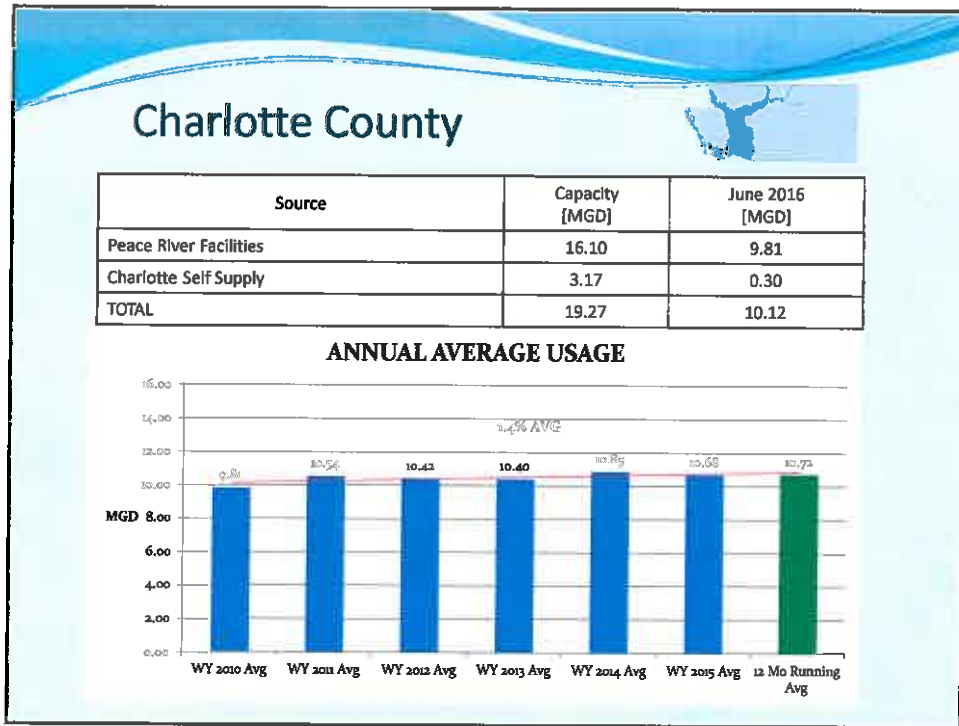








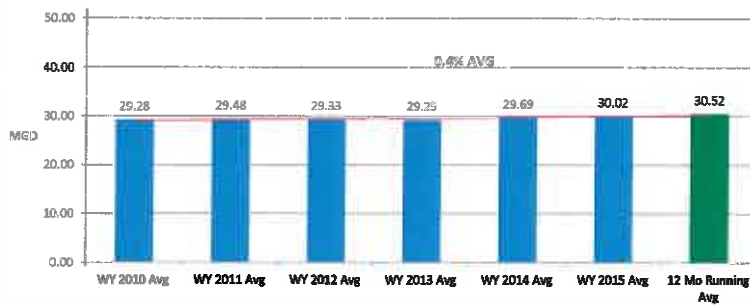




Manatee County

Source	Capacity [MGD]	June 2016 [MGD]
Manatee Self Supply	52.00	33.55
Export to Sarasota Co.	NA	4.48
Export to Others	NA	3.25
TOTAL	52.00	40.28

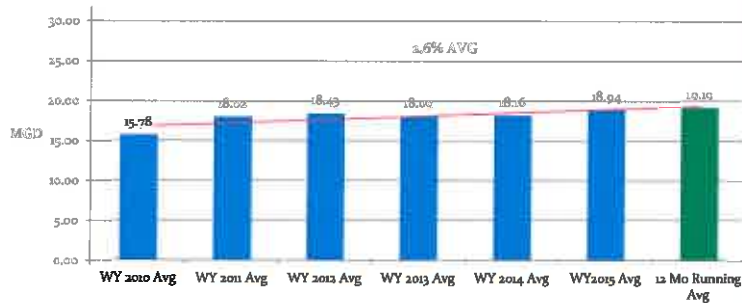
ANNUAL AVERAGE USAGE



Sarasota County

Source	Capacity [MGD]	June 2016 [MGD]
Peace River Facilities	15.06	12.65
Import from Others	8.00	4.50
County Self Supply (Wellfields)	10.52	1.30
TOTAL	33.58	18.45

ANNUAL AVERAGE USAGE

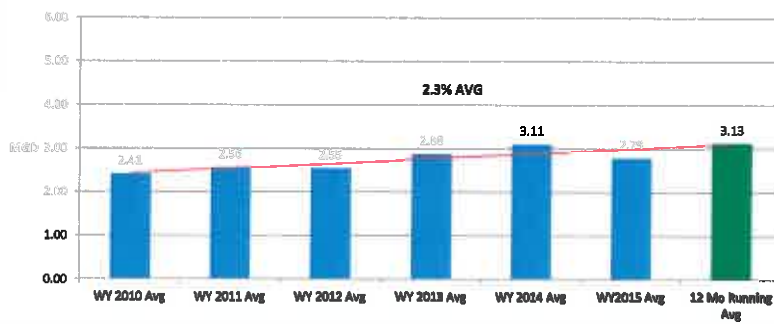


North Port



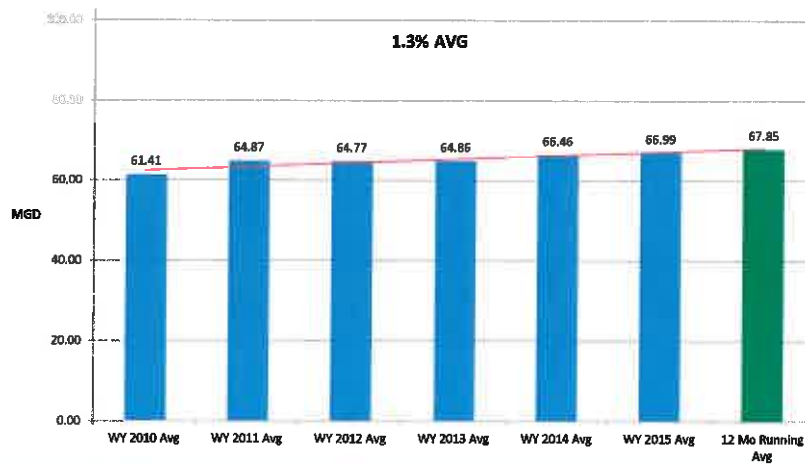
Source	Capacity [MGD]	June 2016 [MGD]
Peace River Facilities	2.865	1.53
North Port Self Supply	3.30	1.63
Water Exchanged/Transferred	N/A	(0.02)
TOTAL	6.165	3.14

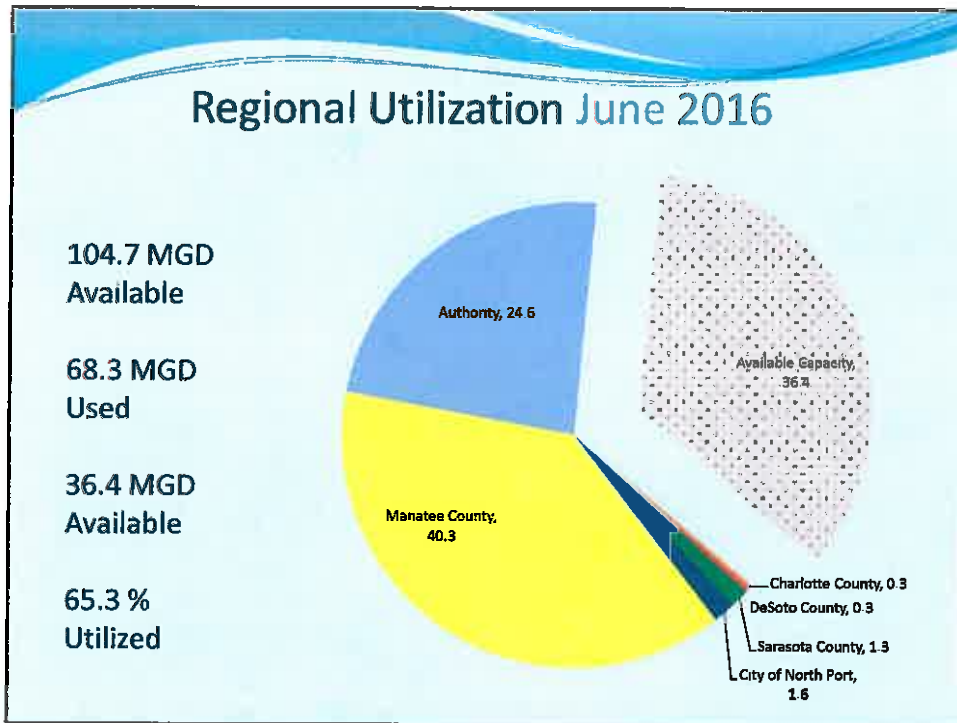
ANNUAL AVERAGE USAGE



Regional Demand

ANNUAL AVERAGE USAGE





PEACE RIVER MANASOTA REGIONAL WATER SUPPLY AUTHORITY

BOARD OF DIRECTORS MEETING

July 28, 2016

REGULAR AGENDA

ITEM 2

Hurricane Preparedness

Presenter -

Kevin Morris, Science and Technology Officer

Recommended Action -

Status Report. This item is presented for informational purposes. No Board action is required.

It has been nearly 12 years since Hurricane Charley's landfall in Charlotte County. Hurricane Charley was a Category 4 hurricane, the strongest to hit Southwest Florida since Hurricane Donna in 1960. The storm rapidly intensified in the hours leading up to landfall on August 13, 2004. Charlie was originally expected to hit further northward along the coast in the Tampa Bay region but an unseasonal mid tropospheric trough moving southwest out of Georgia collided with the storm and steered it eastward. Just 2 hours before landfall, meteorologists changed the projection from the Tampa-St. Petersburg area to Port Charlotte, catching many unprepared. The storm led to 10 deaths in the US, damaged or destroyed more than 23,000 homes and caused nearly \$16 billion in damage.

This item includes a staff presentation on Hurricane Charley from the standpoint of regional water supplies. Pictures are included of storm damage at the Peace River Facility and the Shell Creek Water Treatment Plant. Finally, projects are discussed which have been completed since the storm to bolster regional reliability and sustainability.

Regular Agenda Item No. 2

Hurricane Preparedness

**It has Been Nearly 12 Years Since
Hurricane Charley**

In ~ 24 Hours the Storm Moved 450 Miles and Strengthened from Cat 1 to Cat 4



NATIONAL HURRICANE CENTER
NATIONAL OCEANIC AND ATMOSPHERIC ADMINISTRATION

ANALYSES & FORECASTS * DATA & TOOLS * EDUCATIONAL RESOURCES * ARCHIVES * ABOUT NHC * SEARCH *

The Most Intense Hurricanes in the United States 1851-2004

The following table is derived from NOAA Technical Memorandum NWS TPC-1:
THE DEADLIEST, COSTLIEST, AND MOST INTENSE UNITED STATES TROPICAL CYCLONES FROM 1851 TO 2004 (AND OTHER FREQUENTLY REQUESTED HURRICANE FACTS)
 by Eric S. Blake, Jerry D. Jamshidi, Greg Mayfield, and Edward N. Rappaport, NOAA/NWS Tropical Prediction Center/National Hurricane Center, Miami, Florida
 Christopher W. Landsea, NOAA/NMFL Hurricane Research Division, Miami, Florida
[Click here to read the full report](#)

Table 4: The most intense mainland United States hurricanes, 1851-2004 (includes only major hurricanes at their most intense landfall). Appendix for Haiti, Puerto Rico, and U.S. Virgin Islands

Rank	Hurricane	Year	Category (at landfall)	Minimum Pressure (mb)	Minimum Pressure (in)
1	Unnamed (FL Keys)	1835	5	932	27.35
2	Caroline (MS, SE LA, WA)	1860	5	938	27.54
3	Pauline (SE FL, SE LA)	1892	5	932	27.59
4	Tk (Indiana)	1893	4	936	27.71
5	Unnamed (FL Keys, S TX)	1919	4	929	27.59
6	Unnamed (Lake Okechobee FL)	1863	4	929	27.43
7	Donna (FL, Eastern U.S.)	1960	4	937	27.66
8	Unnamed (New Orleans LA)	1855	4	931	27.66
9	Carla (H & Carr TX)	1961	4	931	27.60
10	LA (Less Island)	1956	4	934	27.64
11	Hugo (SC)	1989	4	934	27.62
12	Unnamed (Maine FL, MS, AL, Pennsylvania PA)	1826	4	936	27.61
13	Unnamed (Delaware TX)	1860	4	935	27.64
14	Unnamed (GAFL, Brunswick, GA)	1860	4	935	27.70
15	Hazel (SC, NC)	1961	4	935	27.76
16	Unnamed (SE FL, SE LA, MS)	1847	4	940	27.76
17	Unnamed (N TX)	1852	4	941	27.79
17	Charley (Eastern U.S.)	2004	5	941	27.75
19	Unnamed (Maine U.S.)	1865	3	937	27.62

Charley

- 17th Strongest Storm to Hit the US over the past 165 years
- 6th Strongest Storm to ever hit Florida






**Satellite Image From
Just Before Charley
Turned Inland ~ 2 PM
On Friday, August 13th,
2004**

**At this Time
Forecasters Were Still
Projected a Glancing
Blow to Our Area and
Were Warning Tampa
Bay to Brace for Full
Impact**

**This Infrared Loop Shows What
Happened Next**



Hurricane Charley by the Numbers

- **15 Deaths**
 - 10 in US
 - 4 in Cuba
 - 1 in Grand Cayman
- **26,000 Homes Damaged or Destroyed**





The Aftermath



In DeSoto County 3,000 people had taken shelter in the Turner Center that afternoon. The winds destroyed the roof system. Incredibly, no one was injured.

The Aftermath



Signs were destroyed



The Aftermath



Little that was built prior to the Building Code revisions that followed Andrew remained unscathed

The Aftermath



Overhead electric utilities had to be completely rebuilt

The Aftermath



ODAY



ASSOCIATED PRESS
John Paul II,
s of
ank you.

turns
pulpit

II addressed
today from
frican City
ne since he
alized

2A

CHARLEY: SIX MONTHS LATER

SOWING THE SEEDS OF AFFORDABLE LIVING

By JAMIE MARFUSO
jamie.marfuso@heraldtribune.com

CHARLOTTE COUNTY — Hurricane Charley's wrath fell hardest on low-income people and their homes.

Barreling up Charlotte Harbor, Charley unleashed 145-mph winds on modest houses in central Port Charlotte neighborhoods, where two-bedroom places once rented for \$600 to \$700 per month.

In Punta Gorda, the storm ruined hundreds of apartments designated for low-income people. About 3,500 of the county's mobile homes — 27 percent of what was here before Charley — were destroyed or no longer inhabitable.

"We lost a phenomenal amount of housing stock, and unfortunately, it was our affordable housing stock," said county housing coordinator Loraine Helber.

Now, a real-estate market that was already revved up before Charley has gone into overdrive. Two-bedroom homes that once rented for \$700 are commanding \$900, property managers



SOURCE: Charlotte County Property Appraiser's Office

Last week, a state task force recommended giving Charlotte about \$20 million for affordable housing initiatives.

v
r
in

The gro
a br
of S

BAG:IF
since led
ties won.
al assem
Sunday
The al
elected p
85-year l
rate state
than the
pected a
protract
The 8
who vote
percent
spend if

PLEASE SEE HOUSING ON 8A

At nearly \$16 Billion, Charley Was One of Most Costly Storms in the Modern Era

WEATHER UNDERGROUND
 Home & Radio | Severe Weather | News & Blogs | Photos & Video | Activities | More

Local Cities:
 New York, NY: 75.9 °F Mostly Cloudy
 London, UK: 64 °F Mostly Cloudy
 Chicago, IL: 72 °F Rain
 Boston, MA: 75.6 °F Partly Cloudy
 Houston, TX: 81.8 °F Partly Clc

Hurricane and Tropical Cyclones

Current Activity | **Hurricane Archive**

The 30 Costliest U.S. Hurricanes

Rank	Name:	Year:	Category:	Damage (U.S.):*
1.	Katrina (LA/MS/AL/SE FL)	2005	3	\$105,840,000,000
2.	Andrew (SE FL/SE LA)	1992	5	\$45,561,000,000
3.	Ike (TX/LA/MS)	2008	2	\$27,190,000,000
4.	Wilma (FL)	2005	5	\$20,557,000,000
5.	Ivan (FL/AL)	2004	3	\$19,832,000,000
6.	Charley (FL)	2004	4	\$15,820,000,000
7.	Irene (NC/VA/MD/DE/NJ/NY/CT/VT/NH/ME)	2011	1	\$15,600,000,000
8.	Hugo (SC)	1989	4	\$9,759,620,075
9.	Rita (LA/TX)	2005	3	\$9,797,000,000
10.	Agnes (NE U.S.)	1972	1	\$1,760,000,000



Visible Loop Shows Cloud Tops from Space as Charley makes Landfall



Damage at the Peace River Facility

Peace River Facility



Peace River Facility

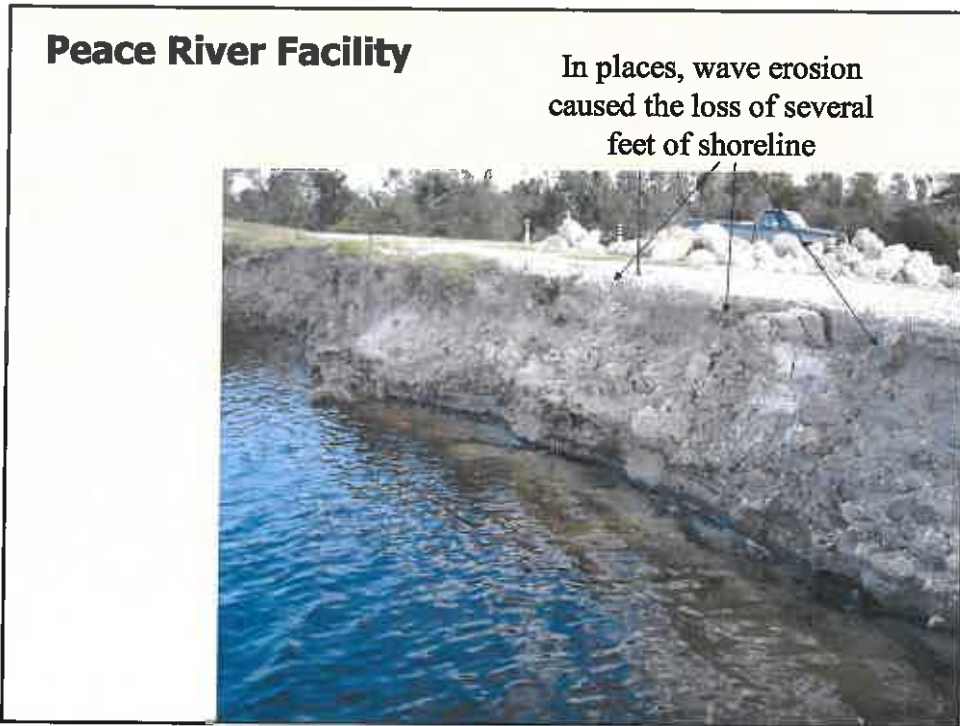
door was braced
with steel bar and
was blown in
along with the
frame

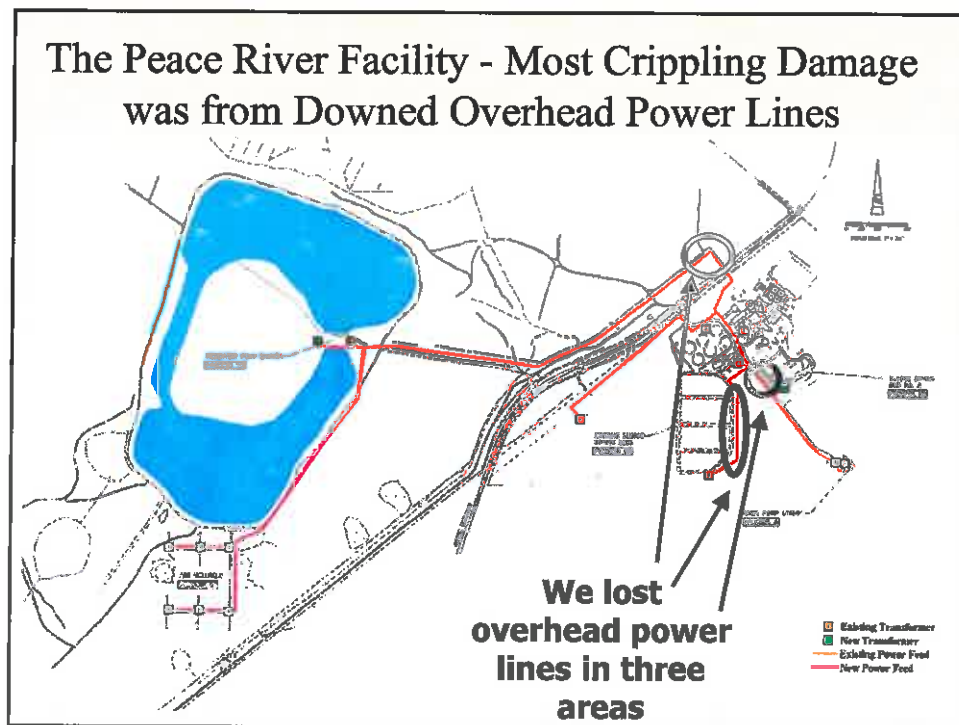



Peace River Facility



Fairly typical handrail damage



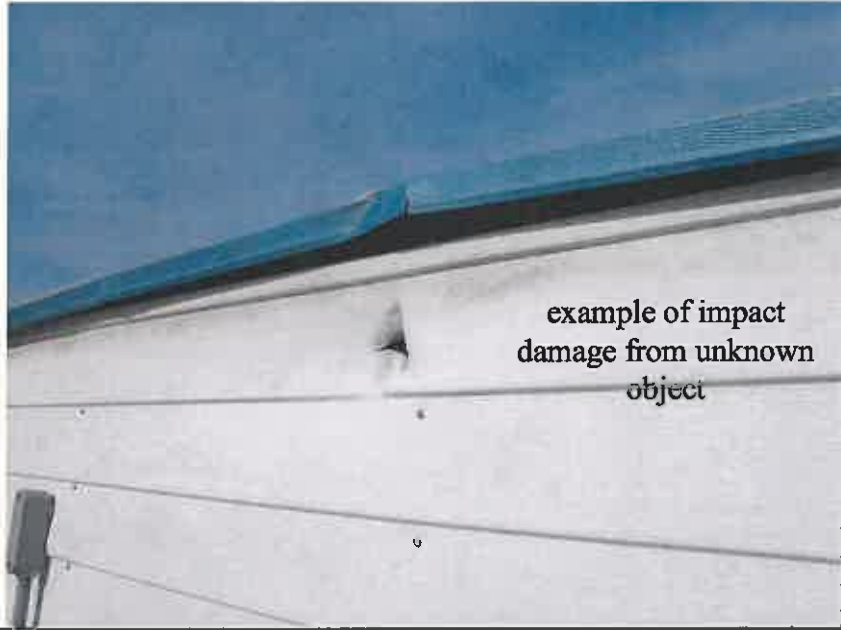


Damage at the Shell Creek WTP

Shell Creek WTP



Shell Creek WTP



example of impact
damage from unknown
object

Shell Creek WTP




fairly typical
damage for small
metal buildings in
the area

Shell Creek WTP



Shell Creek WTP

the filter screen systems failed



Shell Creek WTP

wave action erosion at the dam



led to a berm repair project



Post Event Situation Report at the Peace River Facility

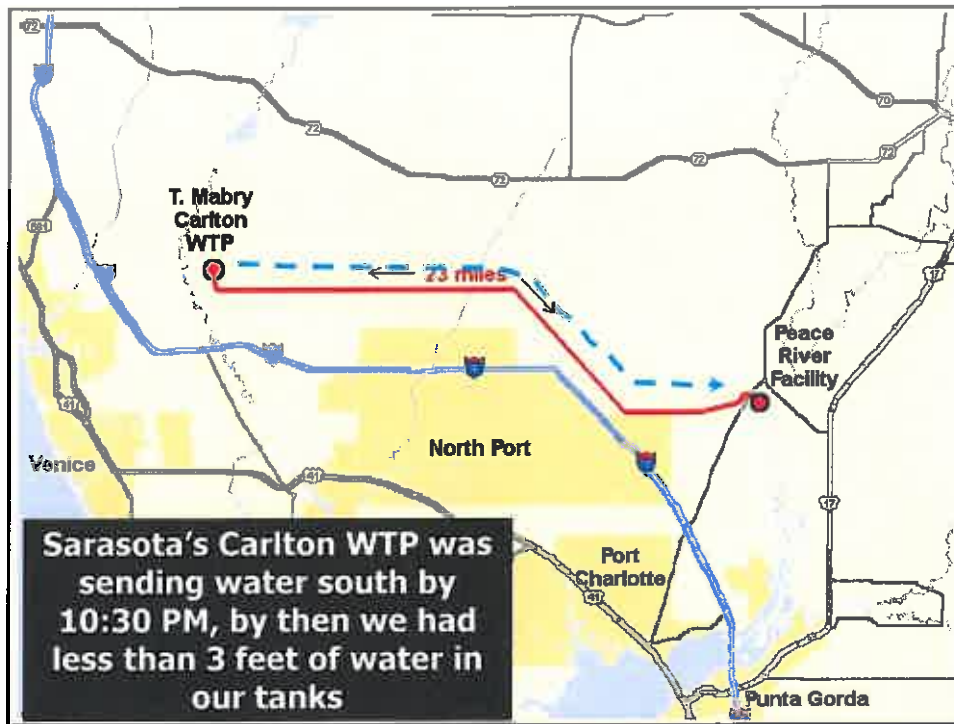
- 6 PM
 - No injuries, no chemical leaks
 - Power: Grid Power Feed is Lost (and would stay gone for 10 days) but Emergency Diesel Generators are Online and the water plant is operational
 - But many Overhead Power lines are down
 - Cannot run raw River water pumps
 - Cannot run raw Reservoir water pumps
 - Cannot run 18 out of 21 ASR wells

Situation Report Continued...

- 7 PM
 - Darkness is Falling, Hindering Overhead Power Line Repair
 - We could not make contact anyone at North Port or Charlotte County
 - We Projected We Would Run Out of Water by 11 PM

Regionalism in Action

- **Sarasota County**
 - Reversed water south through the 42-inch transmission main by 10:30 – *we had less than 3 feet of water left in our tanks by then*
 - Also increased their own internal production
- **Manatee County** sent more water south through interconnects with Sarasota County
- **North Port** opened interconnects to Charlotte County
- Regional Cooperation Helped Keep Water Flowing to aide Rescue/Recovery
- **City of Punta Gorda** with no interconnects - no water service to some areas for up to a week



Improvements Post-Hurricane Charley to Improve Regional Water System Resilience & Sustainability

- 2005 - Completed DeSoto RTM across Peace River to US 17 (City of Arcadia backup water supply)
- 2007 - GAP permit to facilitate regional supply shortfalls
- 2008 - Put Major Overhead Electrical Feeds Underground
- 2009 - Installed Emergency Generator at Reservoir Site
- 2009 - Doubled size of WTP and Built Reservoir 2
- 2009 - Doubled emergency backup power generator capacity
- 2011 - Phase 3a Reg. Pipe Interconnect to Sarasota Co.
- 2012 - Phase 1a Reg. Pipe Interconnect to City of Punta Gorda
- 2013 - Phase 2 Reg. Pipe Interconnect to North Port/Charlotte Co.
- 2015 - Redundant FP&L Power Grid Connection (from two directions now)
- 2015 - Built Water Quality Training Facility (Hurricane Shelter)
- 2015 - Pipe Connections to allow Reservoir 2 to backfeed WTP
- Design Currently Underway for:
 - Phase 1 Pipeline to the City of Punta Gorda (creates looped supply)
 - Phase 3b Pipeline to Sarasota Co. (extends regional backbone northward)

Benefits of Water Supply Regionalism

- Cooperation Replaces Competition for Resources, Funding & Permits
- Improved Economies-of-Scale
- Interconnects Improve:
 - Our Collective Supply Diversity Portfolio (Groundwater + Surface water)
 - Water System Resilience and Sustainability
- Regionalism Helps us to Manage Two of the Major Threats to our Region: Hurricanes & Drought

End of slideshow

**PEACE RIVER MANASOTA REGIONAL WATER SUPPLY AUTHORITY
BOARD OF DIRECTORS MEETING
July 28, 2016**

**REGULAR AGENDA
ITEM 3**

Orange Hammock Ranch Conservation

Presenter - Patrick Lehman, Executive Director

Recommended Action - **Status Report.** This item is presented for informational purposes. No Board action is required.

The Orange Hammock Property is located in southeastern Sarasota County within the limits of the City of North Port. The property is undeveloped and abuts the western boundary of the RV Griffin Reserve owned by SWFWMD and managed by the Authority for multiple uses including the regional reservoir and ASR Wellfield.

The Conservation Foundation of the Gulf Coast is facilitating a collaborative process of agencies for the purchase of the property, including Sarasota County, City of North Port and Southwest Florida Water Management District. Materials including letters of support from local governments, and a fact-sheet identifying potential water supply and water management benefits for acquisition and preservation of this property are attached. Staff will provide an update on the process.



DATE 04 13 2016
 FILE: Location Map 20160329
 PROJECT NO 02123.131
 ALR/AL N/A
 PROJECTION R3SPHW0902
 SCALE 1 148,000 1" = 2.34 M
 GS: 2016 EarthBalance / gsprehn



**ORANGE HAMMOCK RANCH
 LOCATION MAP**


EarthBalance
 Corporate Offices 2579 North Toledo Blade Blvd
 North Port, FL 34289
 (841) 428-7878
www.earthbalance.com
 Central Florida Offices 2343 West Clay Street
 Kissimmee, FL 34741
 (407) 518-5592
www.earthbalance.com

TAB A
Letters of Support

PEACE RIVER MANASOTA REGIONAL WATER SUPPLY AUTHORITY

HON. CHRISTOPHER G. CONSTANCE
CHARLOTTE COUNTY

HON. ELTON A. LANGFORD
DE SOTO COUNTY

HON. JOHN R. CHAPPIE
MANATEE COUNTY

HON. ALAN MAIO
SARASOTA COUNTY

PATRICK J. LEHMAN, P.E., EXECUTIVE DIRECTOR

February 1, 2016

Christine P. Johnson, President
Conservation Foundation of the Gulf Coast
P.O. Box 902
Osprey, Florida 34229

Re: Orange Hammock Ranch Conservation

Dear Ms. Johnson:

On behalf of the Peace River Manasota Regional Water Supply Authority, we are pleased to provide our support for the permanent conservation of the entire 5,774 acre Orange Hammock Ranch property. Conserving Orange Hammock Ranch presents the opportunity to protect and enhance the region's drinking water supply while protecting irreplaceable habitat for a variety of wildlife and provide recreational opportunities.

The Orange Hammock Ranch abuts the RV Griffin Reserve owned by the Southwest Florida Water Management District and site of the Authority's water supply storage system including off-stream reservoir and aquifer storage recovery wells (ASR) through partnership with the District. The Authority's water supply system provides the bulk of drinking water supply to DeSoto, Charlotte and Sarasota Counties.

The Authority appreciates the opportunity to collaborate with the Conservation Foundation of the Gulf Coast and other participants on this issue.

Sincerely,



Christopher G. Constance
Chair

cc: Authority Board of Directors
Patrick Lehman, Authority Executive Director



Charlotte County Government

"To exceed expectations in the delivery of public services."

www.CharlotteCountyFL.com

May 24, 2016

Christine P. Johnson, President
Conservation Foundation of the Gulf Coast
P.O. Box 902
Osprey, FL 34229

RE: Orange Hammock Ranch Conservation

Dear Ms. Johnson:

On behalf of the Charlotte County Commissioners, we are pleased to provide support for the permanent conservation of the entire 5,774 acre Orange Hammock Ranch property.

Conserving Orange Hammock Ranch presents significant opportunity to protect and enhance the quality of our drinking water supply; help alleviate downstream flooding; protect irreplaceable habitat for a variety of wildlife; and provide recreational opportunities.

Charlotte County appreciates the opportunity to collaborate with the Conservation Foundation of the Gulf Coast. Please keep us apprised on this important issue.

Kind Regards,


William G. Truex, Chairman
Charlotte County Board
of County Commissioners


WGT:dw

#16-57

CC: Charlotte County Commission

BOARD OF COUNTY COMMISSIONERS

18500 Murdock Circle, Suite 536 | Port Charlotte, FL 33948-1068
Phone: 941.743.1300 | Fax: 941.743.1310



DeSoto County
Board of County Commissioners
Administration
201 East Oak Street, Suite 201
Arcadia, Florida 34266
(863) 993-4800
(863) 993-4809 fax
www.co.desoto.fl.us

June 14, 2016

Christine P. Johnson, President
Conservation Foundation of the Gulf Coast
P.O. Box 902
Osprey, FL 34229

Subject: Letter of Support / Orange Hammock Ranch Conservation

Dear Ms. Johnson,

The DeSoto County Board of County Commissioners is pleased to provide this letter of support to the Foundation for the permanent conservation of the 5,774 acre Orange Hammock Ranch property based on its many conservation values.

We believe that the preservation of this property presents a great opportunity to protect and enhance the quality of our drinking water supply, provide flood protection measures for the area, and maintain a unique habitat for an abundance of wildlife. In addition, the conservation of this property provides the residents and visitors of Florida with natural recreational opportunities.

Sincerely,

A handwritten signature in black ink, appearing to read "Juril O. Mansfield". The signature is fluid and cursive, written over a horizontal line.

Juril O. Mansfield, Chairman



**MANATEE COUNTY
FLORIDA**

June 21, 2016

Christine P. Johnson, President
Conservation Foundation of the Gulf Coast
P.O. Box 902
Osprey, FL 34229

RE: Orange Hammock Ranch Conservation

Dear Ms. Johnson:

On behalf of the Manatee County Commission, we are pleased to provide support for the permanent conservation of the entire 5,774 acre Orange Hammock Ranch property. Conserving Orange Hammock Ranch presents Sarasota County and the City of North Port with the significant opportunity to protect the quality and quantity of North Port's drinking water supply; help alleviate downstream flooding; protect irreplaceable habitat for a variety of wildlife; and provide recreational opportunities.

The Orange Hammock Ranch abuts the RV Griffin Reserve, owned by the Southwest Florida Water Management District and site of the Peace River Manasota Regional Water Supply Authority water supply storage system including off-stream reservoir and ASR wells through partnership with the District. The PRMRWSA water supply system provides the bulk of the drinking water supply to DeSoto, Charlotte and Sarasota County.

The Manatee County Commission appreciates the opportunity to voice support for the collaboration of the Conservation Foundation of the Gulf Coast and other participants on this issue.

Sincerely,

BOARD OF COUNTY COMMISSIONERS
MANATEE COUNTY, FLORIDA



Vanessa Baugh,
Chairman

C: Manatee County Commission
Ed Hunzeker, County Administrator
Mike Gore, Director, Utilities Department

Board of County Commissioners
1112 Manatee Avenue West, Bradenton, FL 34205
Website: www.myanatee.org * Phone: 941.745.3700 * FAX: 941.745.3790

LARRY BUSTLE * CHARLES B. SMITH * JOHN R. CHAPPIE * ROBIN DISABATINO * VANESSA BAUGH * CAROL WHITMORE * BETSY BENAC
District 1 District 2 District 3 District 4 District 5 District 6 District 7



SARASOTA COUNTY
"Dedicated to Quality Service"

BOARD OF COUNTY COMMISSIONERS

1660 Ringling Blvd., Sarasota, FL 34236
phone 941-861-5344 fax 941-861-5987

January 26, 2016

Christine P. Johnson, President
Conservation Foundation of the Gulf Coast
P.O. Box 902
Osprey, FL 34229

RE: Orange Hammock Ranch Conservation

Dear Ms. Johnson:

On behalf of the Sarasota County Commission, we are pleased to provide support for the permanent conservation of the entire 5,774 acre Orange Hammock Ranch property. Conserving Orange Hammock Ranch presents Sarasota County and the City of North Port with the significant opportunity to protect the quality and quantity of North Port's drinking water supply; help alleviate downstream flooding; protect irreplaceable habitat for a variety of wildlife; and provide recreational opportunities.

Protecting Orange Hammock Ranch has been a focus of conservation for almost twenty years. In 1988, the property was one of Sarasota County's original Protection Priority Sites because of its high ecological value. The Environmentally Sensitive Land Protection Oversight Committee (ESLOC) approved the acquisition of the property on October 7, 2010.

The Sarasota County Commission appreciates the long history of collaboration with Conservation Foundation of the Gulf Coast and asks that you please keep us informed on this issue.

Sincerely,

Alan Maio
Chairman

c: Sarasota County Commission
Thomas A. Harmer, County Administrator
Lee Ann Lowery, Assistant County Administrator
Carolyn Brown, Director, Parks, Recreation, and Natural Resources



City of North Port

**City Commission
4970 City Hall Boulevard
North Port, Florida 34286**

**Jacqueline Moore, Mayor
Rhonda Y. DiFranco, Vice-Mayor
Cheryl Cook, Commissioner
Tom Jones, Commissioner
Linda Yates, Commissioner**

**Tel: (941) 429-7000
Fax: (941) 429-7008
www.cityofnorthport.com**

January 19, 2016

**Ms. Christine P. Johnson, President
Conservation Foundation of the Gulf Coast
PO Box 902
Osprey, FL 34229**

RE: Orange Hammock Ranch Conservation

Dear Ms. Johnson:

On behalf of the City of North Port Commission, we are pleased to provide our support for the permanent conservation of the entire 5,774 acre Orange Hammock Ranch property. Conserving Orange Hammock Ranch presents the opportunity to protect irreplaceable habitat for a variety of wildlife and provide recreational opportunities.

The City of North Port Commission appreciates the opportunity to collaborate with Conservation Foundation of the Gulf Coast and asks that you keep us informed on this issue.

Sincerely,


**Jacqueline Moore
Mayor**

JM/ds

**CC: City Commission
Jonathan Lewis, City Manager
Helen Raimbeau, City Clerk**

TAB B
Fact Sheet

PEACE RIVER MANASOTA REGIONAL WATER SUPPLY AUTHORITY

Orange Hammock Ranch Conservation

Fact Sheet



Authority's Regional Water Supply Infrastructure

The RV Griffin Reserve (RVG) property is owned by the Southwest Florida Water Management District (SWFWMD) and contains the primary regional water supply facilities of the Peace River Manasota Regional Water Supply Authority (Authority).

Located in southwest DeSoto County, the RVG consists of approximately 5,913 acres (9 sq. miles) and was acquired by the SWFWMD in 1992 to accommodate the expansion and protection of the water supply facilities owned by the Authority. The Authority currently owns and operates two raw water supply reservoirs, an aquifer storage and recovery (ASR) wellfield and transmission pipeline facilities on the property. The Authority manages the RVG property in exchange for using the property for water supply facilities through easements granted by SWFWMD to the Authority for the entire RVG site.

The RVG is a multi-use property that in addition to water supply facilities includes mitigation sites, horse trails, cattle grazing and model airplane club facility (Exhibit A).

The Authority's water use permit (WUP) provides for expansion of the ASR Wellfield on the RVG. The recently completed Integrated Regional Water Supply Plan (April 2015) also provides for potential expansion of the reservoir system and development of brackish groundwater to optimize and expand the current water supply facilities. The RVG property can accommodate another reservoir in the future to provide additional raw water storage for the Authority. Engineering and hydrologic evaluation indicates that site conditions are suitable for construction of a future reservoir, similar in construction to the existing Reservoir No. 2 (Exhibit B). The primary constraints/considerations with respect to siting a new reservoir on the RVG are potential impacts to existing wetland habitats and floodplain areas. Siting of a new reservoir on the RVG property is feasible, provided sufficient acreage for wetland mitigation and floodplain compensation can be secured.

Orange Hammock Ranch

The Orange Hammock Ranch (OHR) property is 5,774± acres located within southeast Sarasota County and the City of North Port, Florida, east of I-75 (Exhibit C). The OHR property is on the Florida Forever Priority List and the SWFWMD has considered purchase of the property several times over the past two decades. Among considerations for the purchase of the OHR (e.g. natural system benefits), SWFWMD has previously cited benefits in relation to water supply, water quality, and flood protection.

Orange Hammock Ranch is a large, predominantly native tract of land abutting the DeSoto County line and adjacent to the RVG Reserve where the Authority has made significant investments in the protection of water resources and water supply infrastructure for the regional water supply system as discussed previously (Exhibit D). Regional infrastructure also includes the major transmission pipeline that traverses the OHR and supplies Sarasota County Utilities with the bulk of its drinking water supply.

Water Resources of Orange Hammock Ranch

Surface water runoff from the OHR property drains to the Snover Waterway, a tributary to Big Slough (aka Myakkahatchee Creek), and thus represents a source of water supply to the City of North Port. The most noteworthy water resource feature within the property is Orange Hammock Slough located on the eastern third of the OHR (Exhibit C).

Many of the wetlands on OHR have been altered by regional drainage and by ditching to drain wetlands and improve forage for cattle. A conceptual restoration plan developed by Authority consultants for Orange Hammock Slough portion of the OHR property would preserve and provide opportunities for the restoration of approximately 1,976 acres of the slough directly adjacent to the RVG (Exhibit E).

Restoration of Orange Hammock Slough has the ability to provide significant water management benefits to the region by potentially increasing storage capacity for flood attenuation in the City of North Port, improving groundwater recharge, and enhancing water quality for downstream users. In addition, the restoration could significantly enhance the quality of wildlife habitat, regional connectivity of wildlife corridors, and recreational opportunities. Restoration also has the potential to provide compensatory wetland mitigation and floodplain compensation within the OHR property for the siting of a future new reservoir on the RVG.

Benefit of Orange Hammock Ranch to Regional and Local Water Supply

In addition to being beneficial for natural systems and associated wildlife habitats, preservation of the existing OHR property presents local and regional opportunities for the protection and enhancement of existing water resources and supplies, facilitation of new potential water supplies, as well as the protection and potential enhanced flood protection within the City of North Port. The OHR property is located within the City of North Port's public water supply watershed and is in proximity to the Authority's water supply facilities on the adjacent RVG. The OHR property provides ground and surface water supply source protection and enhancement benefits for the RVG property, provides a buffer to existing reservoir and ASR operation, and could provide cost-effective mitigation credits necessary for future water supply projects including new reservoir, ASR wellfield expansion and/or brackish groundwater development on the RVG.

Highlights of Potential Orange Hammock Ranch Acquisition

- **Environmental Buffer to the Authority's Water Supply Infrastructure.** The OHR provides a buffer for existing regional water supply facilities and operations on the RVG including the Authority's ASR and raw water storage reservoirs, protecting the region's investment.
- **Protection of City of North Port Surface Water Supply Source.** Acquisition of the OHR property provides opportunities to protect the quantity and quality of the City of North Port's surface water supply source by maintaining and potentially restoring the natural condition and flow regimes of the site. Acquisition would also decrease potential for competition from a new water user thereby also assisting in protection of the City's existing legal water use.
- **Protection of the Authority's Water Supply Storage (ASR Wellfield).** Large scale groundwater withdrawals (such as those for the previously proposed development of OHR) have the potential

to impact the ASR Wellfield on the RVG. Acquisition of OHR would ensure protection of the Authority's ASR Wellfield, and support potential expansion of the ASR Wellfield in the future.

- **Enhancement of the City of North Port's Surface Water Supply.** Purchase of the OHR could also provide opportunities to enhance the reliability of the City of North Port's surface water supply source with the potential capture and storage of surface water from the OHR during high flow periods.
- **Flood Protection.** Protection of the extensive OHR floodplain could contribute towards potential flood insurance premium discounts for the citizens of North Port through the FEMA Community Rating System credits.
- **Opportunity for Environmental Mitigation.** Restoration of the Orange Hammock Slough provides opportunity to generate cost-effective compensatory wetland mitigation credit that could offset wetland impacts associated with potential future water supply projects such as a new regional reservoir on the RVG.
- **Opportunity for Hydrologic Restoration.** Current site conditions afford considerable opportunity for improvement through appropriate hydrological restoration, enhancement of the natural communities, preservation, and long-term management.
- **Improved Surface Water Quality.** Restoration of natural and historic storage systems in the OHR lengthen the duration of inundation enhancing surficial aquifer recharge and extending water detention times. The former could improve groundwater supply sustainability and the later could improve surface water quality leaving the site.
- **Wildlife Habitat Connectivity and Recreational Opportunities.** The OHR property could provide low-cost passive use opportunities that would enhance or limit disturbance to the natural attributes of the land. The property's connectivity with other public lands provides the added benefit of continuity of a regional wildlife corridor and recreational opportunities extending through Sarasota County to the Peace River in DeSoto County (Exhibit F).

Summary

Public ownership of the Orange Hammock Ranch offers benefits to both regional and local drinking water supply, protecting existing water supply infrastructure and operations, and facilitating opportunities for development of future regional water supply projects on the adjacent RV Griffin Reserve to meet future public water supply needs of the region as well as protection and enhancement of the City of North Port's drinking water supply from Myakkahatchee Creek. Acquisition of Orange Hammock Ranch would also offer other significant public and environmental benefits in the region, including wildlife habitat connectivity, recreational opportunities and enhanced flood protection.

Contact

Patrick Lehman, Executive Director

plehman@regionalwater.org

Peace River Manasota Regional Water Supply Authority

9415 Town Center Parkway

Lakewood Ranch, FL 34202

Tele: 941-316-1776

Exhibit A. RV Griffin Reserve Site Map

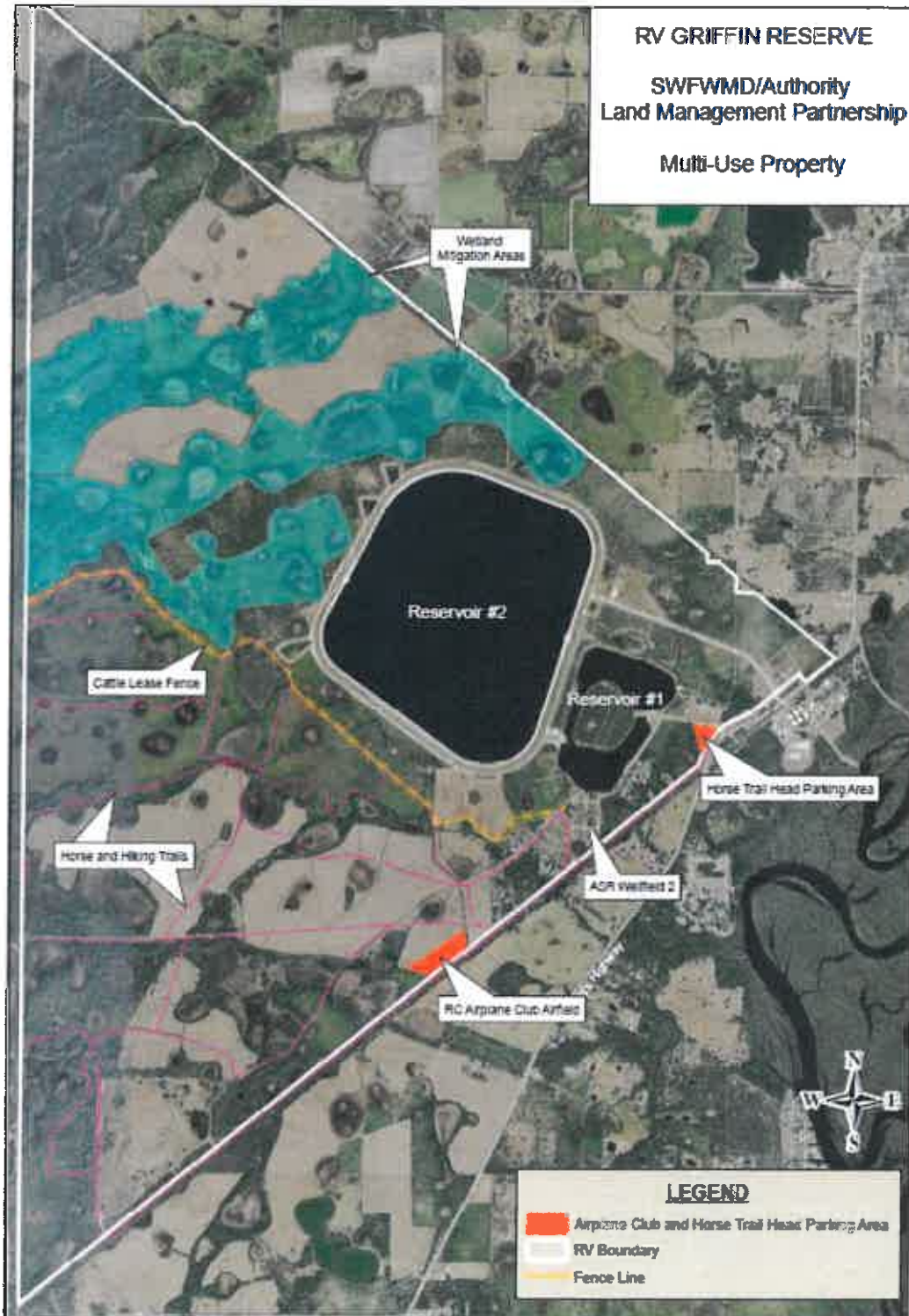


Exhibit B. Conceptual Future Reservoir Siting on RV Griffin Reserve

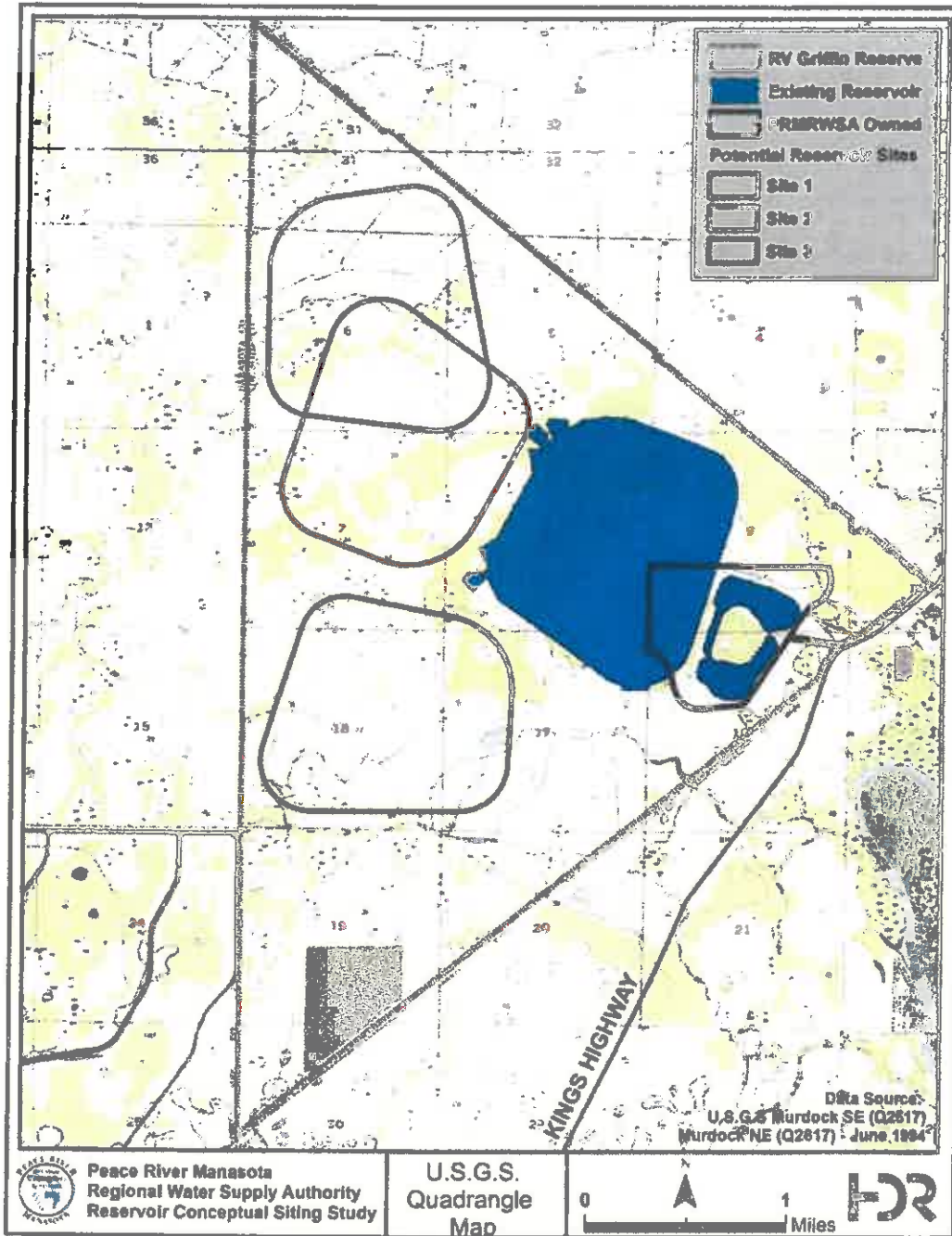


Exhibit C. Orange Hammock Ranch Location Map

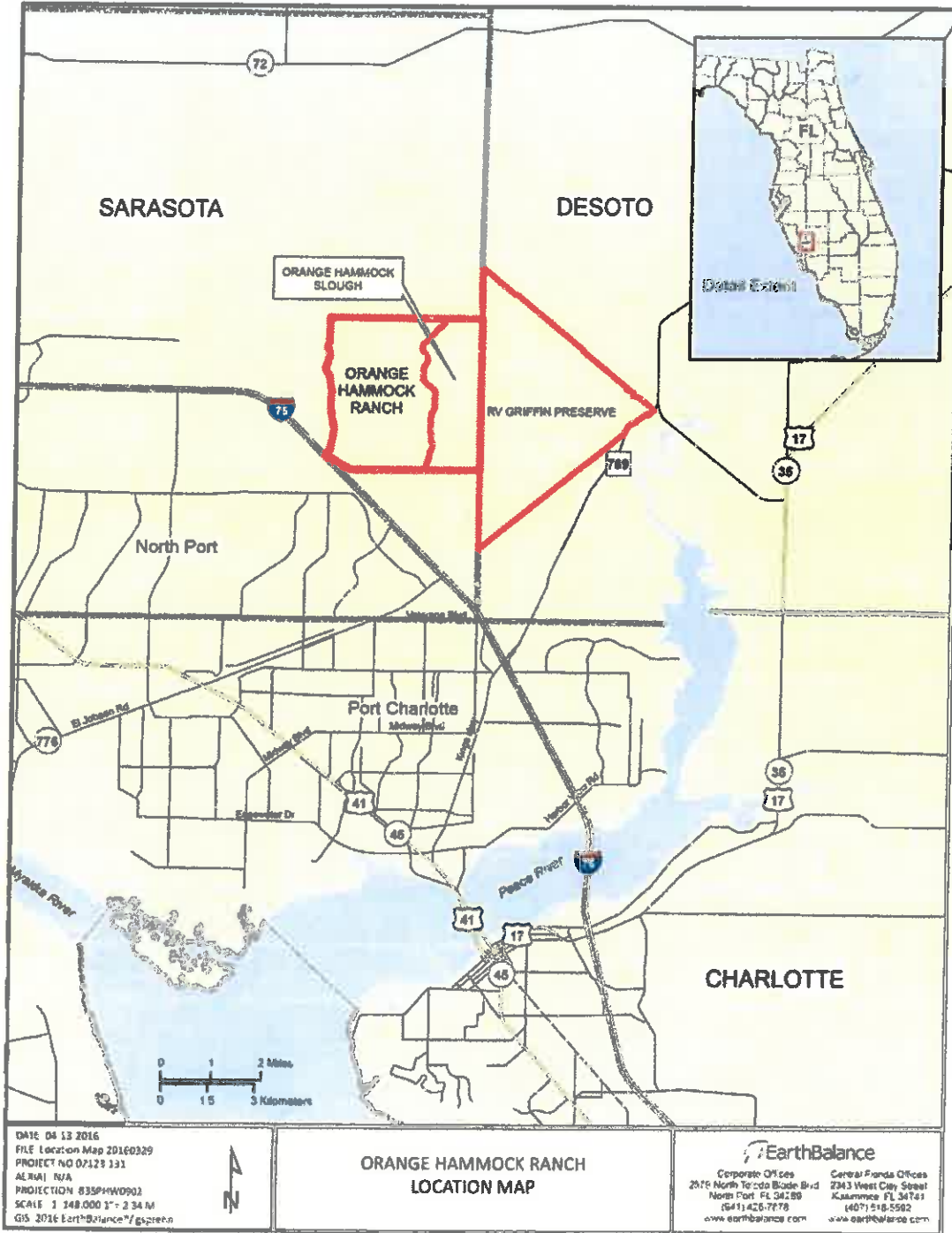


Exhibit D. Orange Hammock Ranch Aerial Map

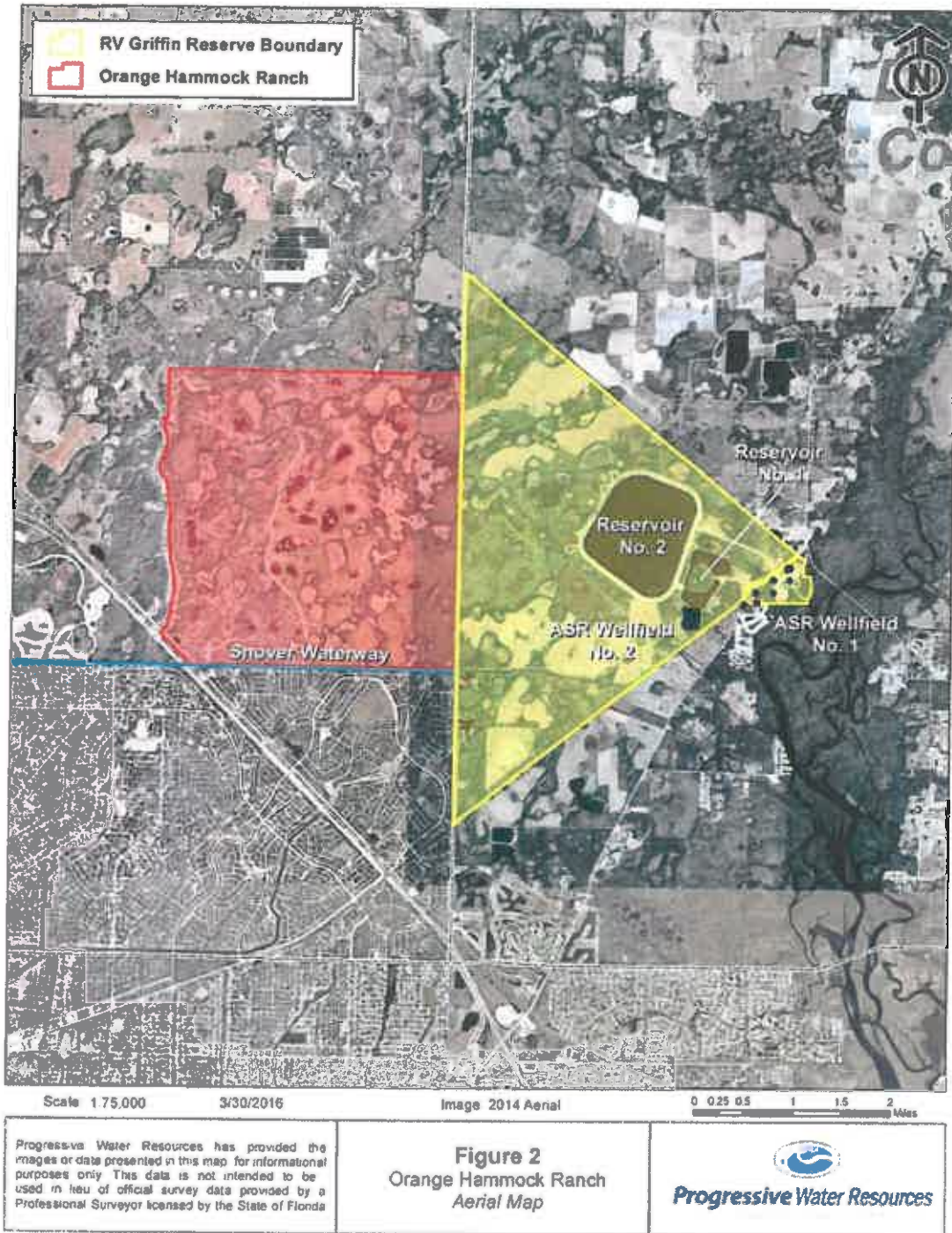


Exhibit E. Potential Restoration Map of Orange Hammock Slough


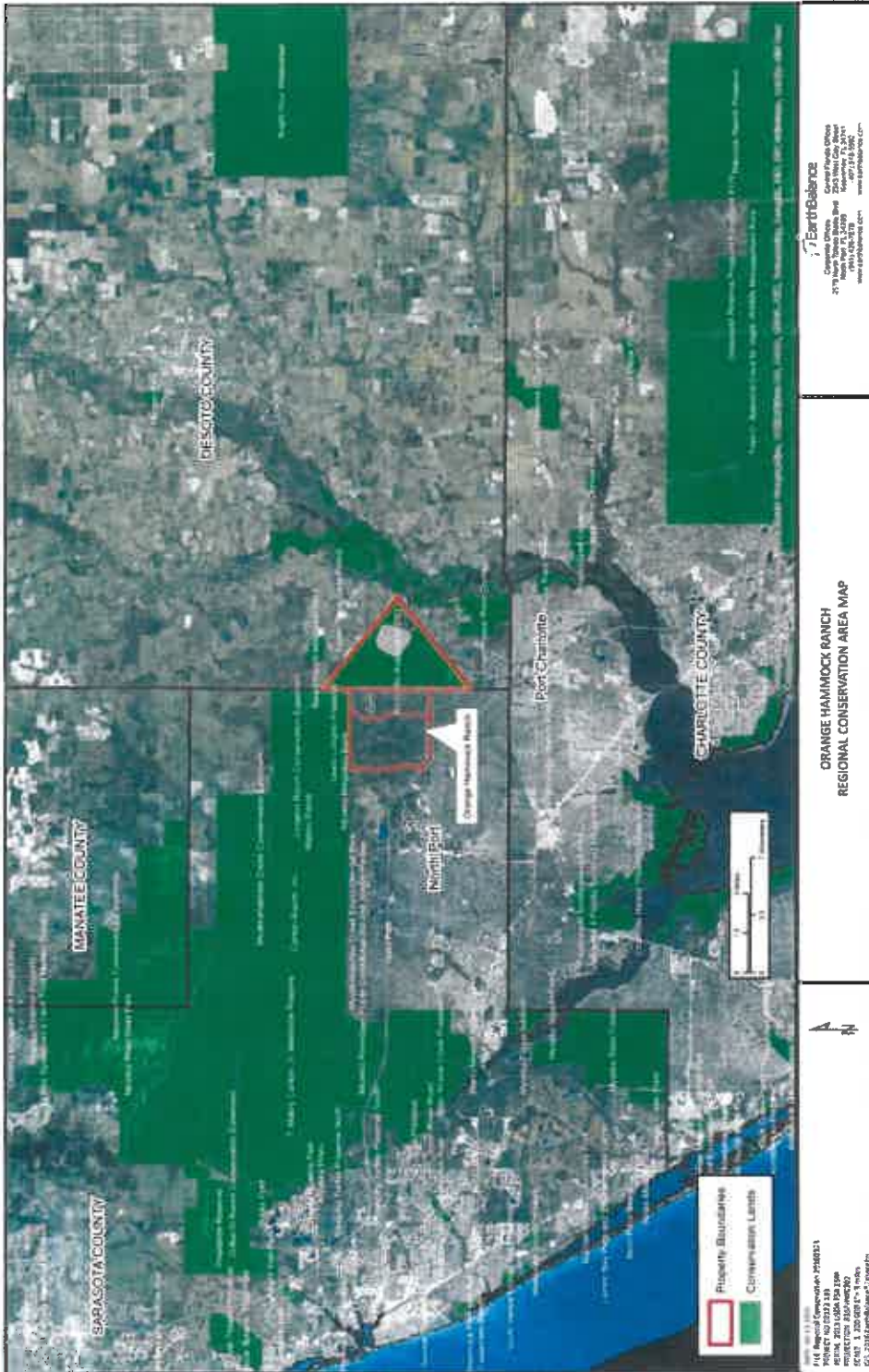


Exhibit F. Regional Conservation Area Map




EarthBalance
 Coastal Division
 2715 West Beach Blvd, Ste 200
 Ft. Myers, FL 33901
 Phone: 813.439.7878
 Fax: 813.439.7882
 www.earthbalance.com

ORANGE HAMMOCK RANCH
REGIONAL CONSERVATION AREA MAP

11/16/2016
 PROJECT: 20160213.01
 PROJECT: 20160213.02
 PROJECT: 20160213.03
 PROJECT: 20160213.04
 PROJECT: 20160213.05
 PROJECT: 20160213.06
 PROJECT: 20160213.07
 PROJECT: 20160213.08
 PROJECT: 20160213.09
 PROJECT: 20160213.10
 PROJECT: 20160213.11
 PROJECT: 20160213.12
 PROJECT: 20160213.13
 PROJECT: 20160213.14
 PROJECT: 20160213.15
 PROJECT: 20160213.16
 PROJECT: 20160213.17
 PROJECT: 20160213.18
 PROJECT: 20160213.19
 PROJECT: 20160213.20
 PROJECT: 20160213.21
 PROJECT: 20160213.22
 PROJECT: 20160213.23
 PROJECT: 20160213.24
 PROJECT: 20160213.25
 PROJECT: 20160213.26
 PROJECT: 20160213.27
 PROJECT: 20160213.28
 PROJECT: 20160213.29
 PROJECT: 20160213.30
 PROJECT: 20160213.31
 PROJECT: 20160213.32
 PROJECT: 20160213.33
 PROJECT: 20160213.34
 PROJECT: 20160213.35
 PROJECT: 20160213.36
 PROJECT: 20160213.37
 PROJECT: 20160213.38
 PROJECT: 20160213.39
 PROJECT: 20160213.40
 PROJECT: 20160213.41
 PROJECT: 20160213.42
 PROJECT: 20160213.43
 PROJECT: 20160213.44
 PROJECT: 20160213.45
 PROJECT: 20160213.46
 PROJECT: 20160213.47
 PROJECT: 20160213.48
 PROJECT: 20160213.49
 PROJECT: 20160213.50
 PROJECT: 20160213.51
 PROJECT: 20160213.52
 PROJECT: 20160213.53
 PROJECT: 20160213.54
 PROJECT: 20160213.55
 PROJECT: 20160213.56
 PROJECT: 20160213.57
 PROJECT: 20160213.58
 PROJECT: 20160213.59
 PROJECT: 20160213.60
 PROJECT: 20160213.61
 PROJECT: 20160213.62
 PROJECT: 20160213.63
 PROJECT: 20160213.64
 PROJECT: 20160213.65
 PROJECT: 20160213.66
 PROJECT: 20160213.67
 PROJECT: 20160213.68
 PROJECT: 20160213.69
 PROJECT: 20160213.70
 PROJECT: 20160213.71
 PROJECT: 20160213.72
 PROJECT: 20160213.73
 PROJECT: 20160213.74
 PROJECT: 20160213.75
 PROJECT: 20160213.76
 PROJECT: 20160213.77
 PROJECT: 20160213.78
 PROJECT: 20160213.79
 PROJECT: 20160213.80
 PROJECT: 20160213.81
 PROJECT: 20160213.82
 PROJECT: 20160213.83
 PROJECT: 20160213.84
 PROJECT: 20160213.85
 PROJECT: 20160213.86
 PROJECT: 20160213.87
 PROJECT: 20160213.88
 PROJECT: 20160213.89
 PROJECT: 20160213.90
 PROJECT: 20160213.91
 PROJECT: 20160213.92
 PROJECT: 20160213.93
 PROJECT: 20160213.94
 PROJECT: 20160213.95
 PROJECT: 20160213.96
 PROJECT: 20160213.97
 PROJECT: 20160213.98
 PROJECT: 20160213.99
 PROJECT: 20160213.100

**PEACE RIVER MANASOTA REGIONAL WATER SUPPLY AUTHORITY
BOARD OF DIRECTORS MEETING
July 28, 2016**

**REGULAR AGENDA
ITEM 4**

Executive Director Annual Review Process

Presenter -

Christopher Constance, Chairman

Recommended Action -

Discussion Item. This item is presented for Board discussion.

The Board performs an evaluation of the executive director on an annual basis. The Chair will discuss the Authority's process and compare with the process in-place for the member governments for their respective county administrators.

The review process for the Authority executive director and its member governments' county administrators is summarized below.

PRMRWSA

Each Director completes an evaluation form and submits to the Chairman. The Chairman reviews and meets with the Executive Director and develops any appropriate recommendations to be presented for consideration by the Board. The Employment Agreement for Executive Director provides 'Employer agrees to increase said salary of Employee as the Board may determine that is desirable to do so on the basis of an annual salary review...'

Charlotte County

Each Commissioner completes an evaluation form and meets with the County Administrator individually to review within a specific time frame. Once this is complete the final evaluations are placed on the agenda for discussion.

DeSoto County

Each Commissioner completes an evaluation form and meets with the County Administrator individually. Once this is complete a copy goes in the County Administrators personnel file.

Manatee County

There is no formal review process.

Sarasota County

Each Commissioner completes an evaluation form and submitted to the County Administrator. Once this is complete formal review occurs during a regularly scheduled BOCC meeting.

Authority

Performance Review: Patrick Lehman, Executive Director
Peace River Manasota Regional Water Supply Authority

Period of Review: 2015/2016

Please rate the individual for all below listed competencies that you have observed or know to be true	Below Expectations	Achieves	Somewhat Exceeds	Exceeds Expectations
Strategic Skills				
Decision Quality: Makes good decisions based upon a mixture of analysis, wisdom, experience and judgment.				
Creative Management: Is good at bringing the creative ideas of others to market; has good judgment about which creative ideas and suggestions will work.				
Perspective: Looks forward the broadest possible view of an issue/challenge; can easily post future scenarios; can think globally.				
Strategic Planning: Sees ahead clearly; can anticipate future consequences and trends accurately; has broad knowledge and perspective; is future oriented; can articulately paint credible picture and vision of possibilities and likelihoods.				
Intellectual Horsepower: Deals with concepts and complexity comfortably; described as intellectually sharp and capable.				
Dealing with Ambiguity: Can effectively cope with change; can decide and act without having the total picture.				
Communication with Board: Provides information timely and completely; shares vision and future plans; helps Board feel an integral part of strategic planning.				

Please rate the individual for all below listed competencies that you have observed or know to be true	Below Expectations	Achieves	Somewhat Exceeds	Exceeds Expectations
Operating Skills				
Priority Setting: Spends his/her time and the time of others on what's important; quickly zeros in on the critical few and puts the trivial many aside; can quickly sense what will help or hinder accomplishing a goal.				
Delegation: Clearly and comfortably delegates both routine and important tasks and decisions; broadly shares both responsibility and accountability.				
Informing: Provides the information people need to know to do their jobs and to feel good about being a member of the team, unit and/or organization; provides individual information so that they can make accurate decision; is timely with information.				
Relations with Others				
Communication Skills: Doesn't hold back from anything that needs to be said; provides current, direct, complete and "actionable" positive and corrective feedback to others; faces up to people problems on any person or situation quickly and directly.				
Communication with Member Administrators: Provides frequent, direct and complete information; gives opinions; listens to feedback; develops relationship of trust and credibility.				
Communication with Counterparts: Is respected by peers; represents Authority in positive manner.				
Communication with Board Members: Updates Board Members regularly; explains issues fully.				
Political Savvy: Can maneuver through complex political situations effectively and quietly; is sensitive to how people and organizations function; anticipates where the land mines are and plans his/her approach accordingly.				

Please rate the individual for all below listed competencies that you have observed or know to be true	Below Expectations	Achieves	Somewhat Exceeds	Exceeds Expectations
Personal & Interpersonal Skills				
Ethics and Values: Adheres to an appropriate and effective set of core values and beliefs during both good and bad times; acts in line with those values; rewards the right values and disapproves of others; practices what he/she preaches.				
Integrity and Trust: Is widely trusted; is seen as a direct, truthful individual; can present the unvarnished truth in an appropriate and helpful manner; keeps confidences; admits mistakes; does not misrepresent him/herself for personal gain.				
Composure: Is cool under pressure; does not become defensive or irritated when times are tough; is considered mature; can be counted on to hold things together during tough times.				

Comments:

Completed by:

Date:

Charlotte County

COUNTY ADMINISTRATOR EVALUATION

ADMINISTRATOR'S NAME: _____

COMMISSIONER'S NAME: _____

Evaluation Period: _____ to _____ Date: _____

EVALUATION INSTRUCTIONS:

- **PERFORMANCE CATEGORIES**

The Performance Categories that comprise this evaluation tool may be considered subjective, but they are closely aligned with the duties that are performed regularly by the incumbent. With each Performance Category are listed a few key elements for the evaluator to consider. Please score each Performance Category based on the elements listed and other relevant criteria.

Rating Scale for Quality of Performance:

The following rating scale should be used to rate each specific statement under each of the performance dimensions of the Personnel Performance Assessment and Evaluation, and to rate overall performance in each of the categories.

- 5 **EXCELLENT**: The incumbent consistently demonstrates performance that significantly surpasses reasonable expectations related to the performance dimension.
- 4 **GOOD**: The incumbent consistently demonstrates performance that often surpasses reasonable expectations related to the performance dimension. The individual demonstrates no appreciable performance deficiencies.
- 3 **SATISFACTORY**: The incumbent consistently achieves the reasonable expectations related to the performance dimension. The individual demonstrates an acceptable degree of competence and performance.
- 2 **FAIR**: The incumbent achieves the minimum of expectations related to the performance dimension. The individual requires development in specific areas in order to meet the reasonable expectations for the performance dimension.
- 0-1 **UNSATISFACTORY**: The incumbent occasionally achieves minimum expectations related to the performance dimension and may be unsuited for the position.

ADMINISTRATION

18500 Murdock Circle | Port Charlotte, FL 33948
Phone: 941.743.1944 | Fax: 941.743.1554

1. ABILITY TO COMMUNICATE

Provide effective level of communications to Commissioners and the public and follow up regarding issues and services.

- Expresses information orally in a clear and concise manner when making presentations to groups or individuals
- Ensures open lines of communication with the Commissioners and all levels of the organization by providing updates related to policy changes, project status, and other items of importance
- Maintains effective communications with the media, and is proactive in providing information that is important to the public

OVERALL RATING FOR ABILITY TO COMMUNICATE	
Comments:	

2. LEADERSHIP

Provide leadership and supervision for Departments under my authority to insure accountability and productivity.

- Leads by example by adhering to the County's established policies, rules, and procedures, and ensuring that subordinates do the same
- Motivates people, sparks others to take action, and takes action himself to achieve goals and policies of the Board of County Commissioners
- Gains commitment from others on new or unpopular policies, methods, and procedures
- Capable and composed in high pressure situations

OVERALL RATING FOR LEADERSHIP	
Comments:	

ADMINISTRATION

18500 Murdock Circle | Port Charlotte, FL 33948
Phone: 941.743.1944 | Fax: 941.743.1554

3. INTEGRITY

Build credibility, confidence, and a reputation for professionalism with the public, co-workers, and Commissioners.

- Sets and adheres to high ethical standards of behavior, both personally and professionally
- Leads the organization by example in adhering to the County's established policies, rules, and procedures, and ensuring that subordinates do the same
- Ensures that all business conducted by the County is free of conflicts of interest or practices that might be construed as illegal, unethical, or un-professional

OVERALL RATING FOR INTEGRITY	
Comments:	

4. ORGANIZATIONAL AND PROJECT OVERSIGHT

Provide oversight and insure progress continues toward completing high priority capital projects.

- Establishes a sense of purpose
- Follows through on issues
- Structures direct reports work appropriately
- Brings people together successfully around tasks
- Manages the process of decision making well; knows who to involve on what issue
- Sets priorities and manages time well

OVERALL RATING FOR ORGANIZATIONAL AND PROJECT OVERSIGHT	
Comments:	

ADMINISTRATION

5. INTERGOVERNMENTAL RELATIONS AND INTERACTIONS WITH OTHERS

Establish and maintain productive Intergovernmental Relationships (IGR).

- Consistently acts in a manner that is courteous and professional, including attendance at meetings, returning phone calls/messages, and adhering to scheduled appointments
- Maintains effective working relationships with members of the County Commission, with citizens, community leaders, other outside agencies and the media
- Acknowledges the efforts of others, and gives appropriate credit for their accomplishments
- Works effectively with others over whom he has no direct authority
- Skilled at relating to many different types of people

OVERALL RATING FOR INTERGOVERNMENTAL RELATIONS AND INTERACTIONS WITH OTHERS	
Comments:	

6. BUDGET PLANNING AND OVERSIGHT

Organize and present recommendations to the Board of County Commissioners to meet financial challenges facing the organization.

- Ensures that the annual budget process meets the operational needs of the organization, and is submitted in a timely manner that allows appropriate review and modification
- Develops effective monitoring mechanisms to ensure that the organization is meeting its committed deadlines and timetables

OVERALL RATING FOR BUDGET PLANNING AND OVERSIGHT	
Comments:	

ADMINISTRATION

7. SUPPORT OF COUNTY COMMISSION FOCUS AREAS AND OVERALL GOALS

Support the County Commission priority focus areas and overall goals.

- Attached are the eight Board of County Commissioners focus areas

OVERALL RATING FOR SUPPORT OF COUNTY COMMISSION FOCUS AREAS AND OVERALL GOALS	
Comments:	

8. JUDGMENT AND DECISION MAKING

- Exercises sound judgment in determining those issues that should appropriately be submitted to the Commission for consideration or approval
- Makes logical decisions based on a thorough review of available information and soliciting input from appropriate sources, but is also able to effectively make decisions rapidly in situations where information is limited and the outcome might be uncertain
- Assumes command of tasks presenting difficult or unusual circumstances and effectively assumes charge of field situations or incidents, when necessary. Able to discern when it is necessary to assume charge of situations that would normally be handled by a subordinate; and when it is necessary to only provide guidance and support.

OVERALL RATING FOR JUDGMENT AND DECISION MAKING	
Comments:	

ADMINISTRATION

SUMMARY SHEET

Communication	Leadership	Integrity and Professionalism	Organizational and Project Oversight	Intergovernmental Relations/interaction with others	Budget Planning and Oversight	Support of BCC Focus Areas	Judgment and Decision Making
OVERALL SCORE							

EVALUATOR'S COMMENTS: (if any)

Evaluator's Signature: _____ **Date:** _____


ADMINISTRATOR'S COMMENTS: (if any)

Administrator's Signature: _____ **Date:** _____

DeSoto County

DeSoto County BOCC

County Administrator Performance Review Form



Employee Information

Name: _____	Evaluation Prepared by: _____
Job Title: County Administrator	
Department: Administration	Date: _____
Review Period: 08/29/2014 To _____	

Performance Ratings

	(Points)	1 = Unsat	2 = Fair	3 = Sat	4 = Good	5 = Excellent
Quality of Work		<input type="checkbox"/>	<input type="checkbox"/>	<input type="checkbox"/>	<input type="checkbox"/>	<input type="checkbox"/>
<i>Comments:</i> _____						
Quantity of Work		<input type="checkbox"/>	<input type="checkbox"/>	<input type="checkbox"/>	<input type="checkbox"/>	<input type="checkbox"/>
<i>Comments:</i> _____						
Initiative		<input type="checkbox"/>	<input type="checkbox"/>	<input type="checkbox"/>	<input type="checkbox"/>	<input type="checkbox"/>
<i>Comments:</i> _____						
Judgment		<input type="checkbox"/>	<input type="checkbox"/>	<input type="checkbox"/>	<input type="checkbox"/>	<input type="checkbox"/>
<i>Comments:</i> _____						
Professionalism		<input type="checkbox"/>	<input type="checkbox"/>	<input type="checkbox"/>	<input type="checkbox"/>	<input type="checkbox"/>
<i>Comments:</i> _____						
Participates in Professional Organizations		<input type="checkbox"/>	<input type="checkbox"/>	<input type="checkbox"/>	<input type="checkbox"/>	<input type="checkbox"/>
<i>Comments:</i> _____						
Innovation Skills		<input type="checkbox"/>	<input type="checkbox"/>	<input type="checkbox"/>	<input type="checkbox"/>	<input type="checkbox"/>
<i>Comments:</i> _____						
Follows Board Directions		<input type="checkbox"/>	<input type="checkbox"/>	<input type="checkbox"/>	<input type="checkbox"/>	<input type="checkbox"/>
<i>Comments:</i> _____						
Communicates with Board Members		<input type="checkbox"/>	<input type="checkbox"/>	<input type="checkbox"/>	<input type="checkbox"/>	<input type="checkbox"/>
<i>Comments:</i> _____						
Management Skills & Abilities		<input type="checkbox"/>	<input type="checkbox"/>	<input type="checkbox"/>	<input type="checkbox"/>	<input type="checkbox"/>
<i>Comments:</i> _____						
Leadership/Direction to Directors and Staff		<input type="checkbox"/>	<input type="checkbox"/>	<input type="checkbox"/>	<input type="checkbox"/>	<input type="checkbox"/>
<i>Comments:</i> _____						
Effective in Creating Efficient Government		<input type="checkbox"/>	<input type="checkbox"/>	<input type="checkbox"/>	<input type="checkbox"/>	<input type="checkbox"/>
<i>Comments:</i> _____						
Overall Rating <i>(total checked boxes above):</i> _____						Out of 60 Points

Manatee County

Manatee County does not have a formal review process for the county manager.

Sarasota County



County Administrator Performance Evaluation

Evaluation Period: February 2014 to September 2014

Performance Levels:

Unsatisfactory (U) - Does not meet expectations

Below Average (D) - Below expectations

Satisfactory (C) - Meets performance expectations.

Above Average (B) - Generally exceeds expectations.

Excellent (A) - Almost always exceeds expectations and performs at a very high standard.

Not observed (N/O) - Insufficient information to evaluate.

I. PERFORMANCE EVALUATION AND ACHIEVEMENTS:							
1. PROFESSIONAL SKILLS AND STATUS	U	D	C	B	A	N/O	
a. Knowledgeable of current developments affecting the management field and affecting county governments.							
b. Respected in management profession.							
c. Has capacity for and encourages innovation.							
d. Anticipates problems and develops effective approaches for solving them.							
e. Willing to try new ideas proposed by Board members or staff.							
f. Interacts with BCC in a direct and straight forward manner.							
2. RELATIONS WITH CHAIR/BOARD	U	D	C	B	A	N/O	
a. Carries out directives of the Board as a whole rather than those of any one Board member.							
b. Assists the Board in resolving problems at the administrative level to avoid unnecessary Board action.							
c. Assists the Board in establishing policy, while acknowledging the ultimate authority of the Board.							
d. Responds to requests for information or assistance by the Board.							
e. Informs the Board of administrative developments.							
f. Accepts directions/instructions in a positive manner.							

3.	POLICY EXECUTION	U	D	C	B	A	N/O
a.	Implements Board action in accordance with the direction of the Board.						
b.	Supports the actions of the Board after a decision has been reached.						
c.	Enforces County policies.						
d.	Communicates County's laws and ordinances to staff and public.						
e.	Reviews enforcement procedures periodically to improve effectiveness.						
4.	REPORTING	U	D	C	B	A	N/O
a.	Provides the Board with reports concerning matters of importance to the County.						
b.	Reports are accurate and comprehensive.						
c.	Reports are produced through own initiative rather than only when requested by the Board.						
d.	Prepares a reasonable agenda which prevents trivial administrative matters from being reviewed by the Board.						
5.	CITIZEN RELATIONS	U	D	C	B	A	N/O
a.	Responds to complaints from citizens.						
b.	Dedicated to the community and its citizens.						
c.	Skillful with the news media, avoiding political positions and partisanship.						
d.	Has the capacity to listen to others and to recognize their interests - works well with others.						
e.	Willing to meet with members of the community to discuss their real concerns.						
f.	Cooperates with neighboring communities.						
g.	Cooperates with County, State and Federal governments.						
h.	Cooperates with other organizations within the County, such as the 4 municipalities, School District, Water Districts, local						
6.	STAFFING	U	D	C	B	A	N/O
a.	Recruits and retains competent personnel for County positions.						
b.	Aware of staff weaknesses and works to improve their performance.						
c.	Accurate informed and concerned about employee relations.						
d.	Professionally administers the personnel system.						
7.	SUPERVISION	U	D	C	B	A	N/O

a.	Encourages directors to make decisions within their jurisdictions without Co Administrator approval, yet maintains control of						
b.	Instills confidence and initiative in subordinates and emphasizes support rather than restrictive controls for their programs.						
c.	Developes a friendly and informal relationship with the work force as a whole, yet maintains the prestige and dignity of the						
d.	Evaluates personnel periodically, and points out management weaknesses and strengths.						
8.	FISCAL MANAGEMENT	U	D	C	B	A	N/O
a.	Prepares a balanced budget to provide services at a level directed by the Board.						
b.	Makes the best possible use of available funds, conscious of the need to operate the County efficiently and effectively.						
c.	Prepared budget is in an intelligent but readable format.						
d.	Possesses awareness of the importance of financial planning and control.						

Comments:

II. ACHIEVEMENTS FOR THIS EVALUATION PERIOD:

III. IMPROVEMENT NEEDED IN THE FOLLOWING AREAS:

IV. SUMMARY RATING:

Overall Performance Rating - Considering the results obtained against established performance standards as well as overall job performance, the following rating is provided:

Satisfactory

Above Average

Excellent

Date: _____

Signature: _____

PEACE RIVER MANASOTA REGIONAL WATER SUPPLY AUTHORITY
BOARD OF DIRECTORS MEETING
July 28, 2016

GENERAL COUNSEL'S REPORT

Presenter -

Douglas Manson, General Counsel

Recommended Action -

Status Report. This item is presented for the Board's information and no action is required.

1. Liquid Alum Litigation

Doug Manson and Patrick Lehman have had discussions with Richard Salem of the Salem Law Group regarding potential antitrust recovery opportunity relating to liquid alum sulfate bid rigging resulting from the Department of Justice and State of Florida investigations. Mr. Salem will update the Board on steps that may be warranted to evaluate a potential claim on behalf of the Authority.

JUSTICE NEWS

Department of Justice

Office of Public Affairs

FOR IMMEDIATE RELEASE

Thursday, June 16, 2016

Water Treatment Chemicals Manufacturer Pleads Guilty in Conspiracy Aimed at Eliminating Competition

Company to pay \$5 Million Criminal Fine

GEO Specialty Chemicals Inc., an Ohio company, has pleaded guilty for its role in a conspiracy to eliminate competition involving contracts to supply liquid aluminum sulfate to municipalities and pulp and paper manufacturers in the United States, the Department of Justice announced today.


GEO's Water Treatment Chemicals Division, headquartered in Little Rock, Arkansas, is a manufacturer and supplier of water treatment chemicals, including liquid aluminum sulfate. The company has admitted to conspiring to fix prices, rig bids, and allocate customers involving contracts for liquid aluminum sulfate, a coagulant used by municipalities to treat drinking and waste water, and by pulp and paper manufacturers in their manufacturing processes. GEO has been sentenced to pay a fine of \$5 million. GEO is the first corporate defendant, and fourth defendant overall, to be charged with participation in this decade-and-a-half-long conspiracy. One individual previously pleaded guilty and two others have been indicted in connection with the conspiracy.

"GEO and its co-conspirators deprived municipalities and paper manufacturers of the competitive prices they rightly expected from their suppliers of liquid aluminum sulfate," said Principal Deputy Assistant Attorney General Renata Hesse, head of the Justice Department's Antitrust Division. "This prosecution continues our efforts to hold criminally responsible those who collude to cheat their customers."

"The FBI is committed to protecting the American consumer's right to expect the benefits of free and open competition. However, GEO Specialty Chemicals and their co-conspirators colluded to circumvent competitive bidding and independent pricing for liquid aluminum sulfate contracts, and conspired to raise prices by submitting artificially inflated bids to their customers," said Special Agent in Charge Timothy Gallagher of the FBI's Newark Division. "They also allocated customers in furtherance of their collusive scheme. By agreeing to violate both the spirit and the letter of the competitive process, GEO and others defrauded municipalities as well as pulp and paper companies out of millions of dollars."

According to documents filed in the U.S. District Court for the District of New Jersey, from 1997 until 2011, GEO and its co-conspirators engaged in their collusive agreement by meeting to discuss each other's liquid aluminum sulfate business, submitting intentionally losing bids to favor the intended winner of the business, withdrawing inadvertently winning bids, and discussing with each other prices to be quoted or bid to municipalities and pulp and paper manufacturers.

The investigation into price fixing, bid rigging, and customer allocation in the liquid aluminum sulfate industry is being conducted by the New York Office of the Antitrust Division and the FBI's New Jersey Office. Anyone with information on price fixing, bid rigging, or customer allocation in the sale and marking of liquid aluminum sulfate should contact the New York Office of the Antitrust Division at 212-335-8000, call the Antitrust Division's Citizen Complaint Center at 1-888-647-3258, or visit www.justice.gov/atr/contact/newcase.htm.



**PAM BONDI
ATTORNEY GENERAL
STATE OF FLORIDA**

**OFFICE OF THE ATTORNEY GENERAL
Antitrust Division**

R. Scott Palmer
PL-01 The Capitol
Tallahassee, FL 32399-1050
Phone (850) 414-3300
Fax (850) 488-9134
<http://www.myfloridalegal.com>

March 16, 2016

VIA ELECTRONIC MAIL

**RE: Florida Attorney General's Investigation of liquid aluminum sulfate
and other water treatment chemicals**

Dear Sir or Madam:

The Office of the Attorney General is investigating alleged bid rigging of liquid aluminum sulfate ("LAS") and possibly other water and wastewater treatment chemicals on behalf of Florida public entities. LAS is widely used to remove existing contaminants from potable water and wastewater so that the concentration of these contaminants is reduced.

The U. S. Department of Justice has recently obtained guilty pleas from several executives of major manufacturers and suppliers of water treatment chemicals for their role in a criminal price-fixing and bid-rigging conspiracy involving the sale of LAS. The U. S. Department of Justice's investigation is ongoing.

We are requesting that you provide your water and wastewater treatment chemical bid documentation to our office. Not only for LAS, but for all water and wastewater treatment chemicals. In that regard, for the period referenced below, we request the following documents: bid specifications and amendments, bid submittals, bid tabulations, bid files, solicitations and responses to solicitations, contracts and any correspondence between your entity and a bidder. Please provide this information by April 15, 2016. These documents may be submitted via email to Tim Bivens at Tim.Bivens@myfloridalegal.com.

Pursuant to Florida Statute 542.29, please preserve all records relating to LAS and other water treatment chemicals from January 1, 1997 to the present in the form in which they currently exist until further notice.

Regardless of your current retention policy, please ensure that the appropriate person within your organization takes necessary measures to avoid the destruction or modification of such records. Also, any new electronic files or documents created after

March 16, 2016

Page 2

the date of receipt of this letter are also relevant to our investigation and are not to be destroyed.

It is necessary that you click the acknowledgement button at the bottom of the page to confirm receipt of the legal hold notice and to receive updates and reminders from our office regarding the status of the legal hold.

I encourage you to contact my office and discuss this request with a staff member. If you have any questions or concerns about this legal hold notice, our request for documentation or the investigation by the Attorney General, you may contact me or Tim Bivens or Colleen Thomas at (850) 414-3300.

Sincerely,

A handwritten signature in black ink, appearing to read "R. Scott Palmer", written in a cursive style.

R. Scott Palmer
Special Counsel for Antitrust Enforcement

cc: General Counsel

PEACE RIVER MANASOTA REGIONAL WATER SUPPLY AUTHORITY
BOARD OF DIRECTORS MEETING
July 28, 2016

EXECUTIVE DIRECTOR'S REPORT

Presenter -

Patrick Lehman, Executive Director

Recommended Action -

Status Report. This item is presented for the Board's information and no action is required.

***PEACE RIVER MANASOTA REGIONAL WATER SUPPLY AUTHORITY
BOARD OF DIRECTORS MEETING
July 28, 2016***

**ROUTINE STATUS REPORTS
ITEM 1**

Hydrologic Conditions Report

MEMORANDUM

Project: Hydrologic Conditions Report

Date: July 28, 2016

Developed By: Mike Coates, Deputy Director

This memorandum summarizes rainfall and surface water conditions, and the Authority's current water storage and supply conditions for the month of July 2016, and the preceding 12-month period.

Rainfall Conditions & Projections

Rainfall in the Peace River Basin for the past 12-months is 4.4 inches above-normal, however this data reflects only about 1/3 of the month of July which is typically a high rainfall month (see Table 1). Rainfall for the month of July 2016 (through July 11th) totaled about 1.1 inches while the historical average rainfall for the full month of July is 8.09 inches.

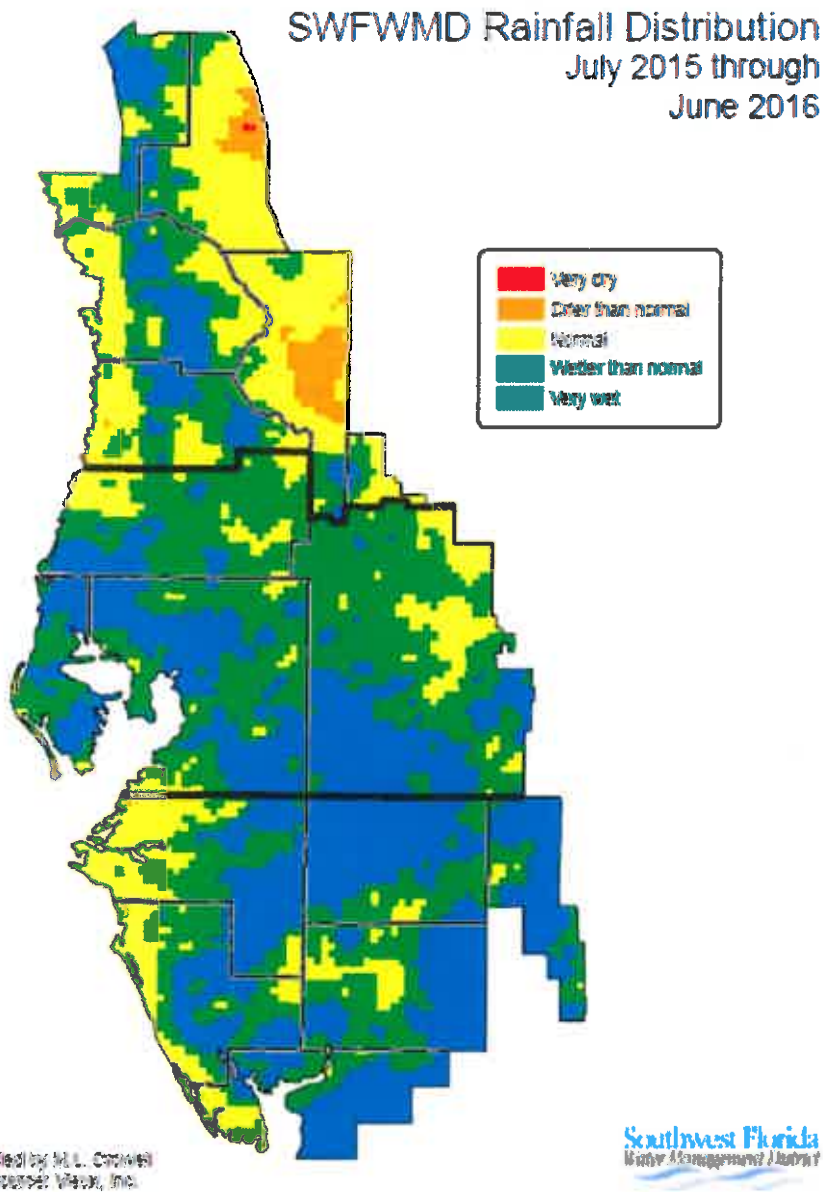
Region-wide rainfall conditions reported by SWFWMD for the 12-month period ending June 2016 are shown in Figure 1 (this is most up-to-date map available). Conditions shown on Figure 1 indicate pervasive above-normal rainfall in most of the Authority service area.

Projections for the next three months (August through October) from NOAA are for above-normal temperatures and above-normal rainfall for southwest Florida. The NOAA extended forecast data states that El Nino conditions have ended and an ENSO-neutral condition has set up in the equatorial pacific. NOAA models predict developing La Nina conditions this fall and winter. In general, La Nina tends to bring warmer drier winter conditions to the Florida peninsula, and suppress hurricane/tropical activity in the summer which can result in development of drought conditions.

Table 1 (Peace River Basin Rainfall - Inches)

Item	Aug	Sept	Oct	Nov	Dec	Jan	Feb	Mar	Apr	May	Jun	Jul	Total
Long-Term Avg.	7.6	7.30	3.19	1.73	1.90	2.10	2.56	2.96	2.56	3.89	8.31	8.09	52.2
Actual Past 12 Months	11.7	7.41	2.40	3.26	1.92	7.34	2.42	2.97	4.0	6.56	5.60	1.07	56.6
Difference	4.1	0.11	-0.79	1.53	0.02	5.24	-0.14	0.01	1.44	2.67	-2.71	-7.02	4.4

Figure 1 (SWFWMD Rainfall Conditions Map)



River Flow Conditions

River flow conditions in the U.S. Geological Survey gage at “Peace River at Arcadia” (about 15 miles upstream of the Authority’s intake) is one of the gages used to calculate how much water the Authority can withdraw from the river each day. July 2016 flow in the “Peace River at Fort Meade” (upper part of the watershed) and “Peace River at Arcadia” (lower part of the watershed) were near normal levels. Figure 2 shows the Fort Meade and Arcadia gage locations in the Peace River basin relative to the Peace River Water Treatment Plant location. Figures 3 and 4 show daily flow measurements at Fort Meade and Arcadia respectively for the past 13 months (blue) relative to the long-term average conditions (orange).

Figure 2 (Peace River Basin showing selected gage locations and Location of PRF)

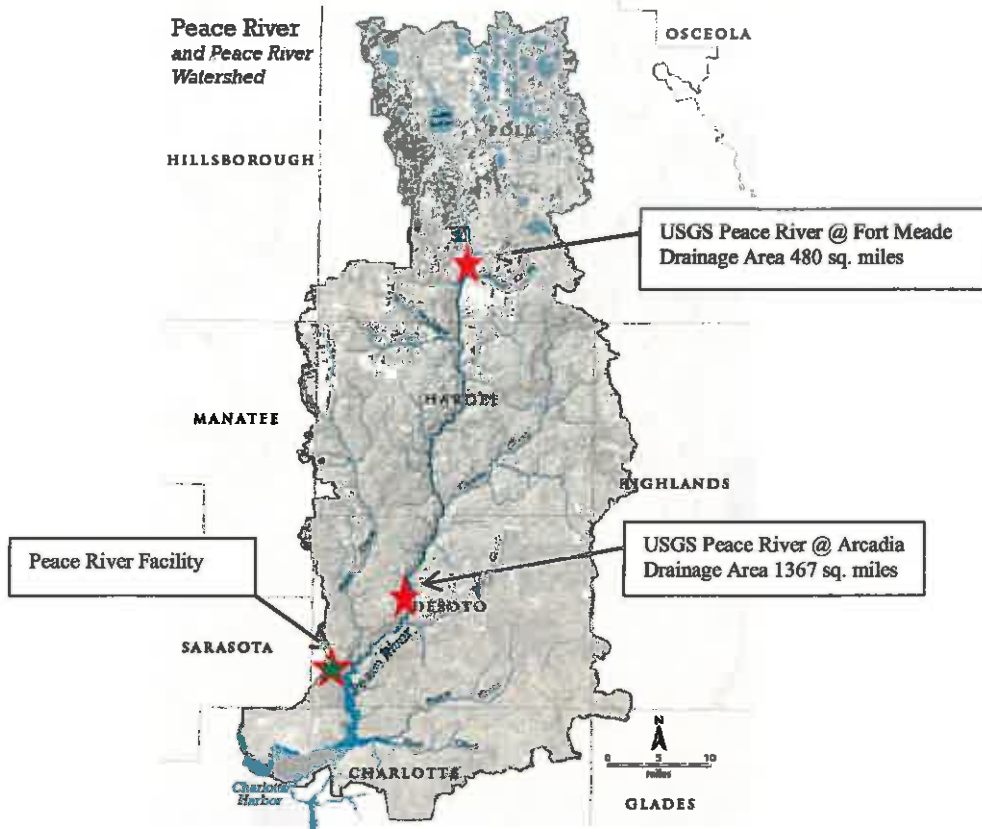


Figure 3 (Peace River Flow @ Fort Meade)

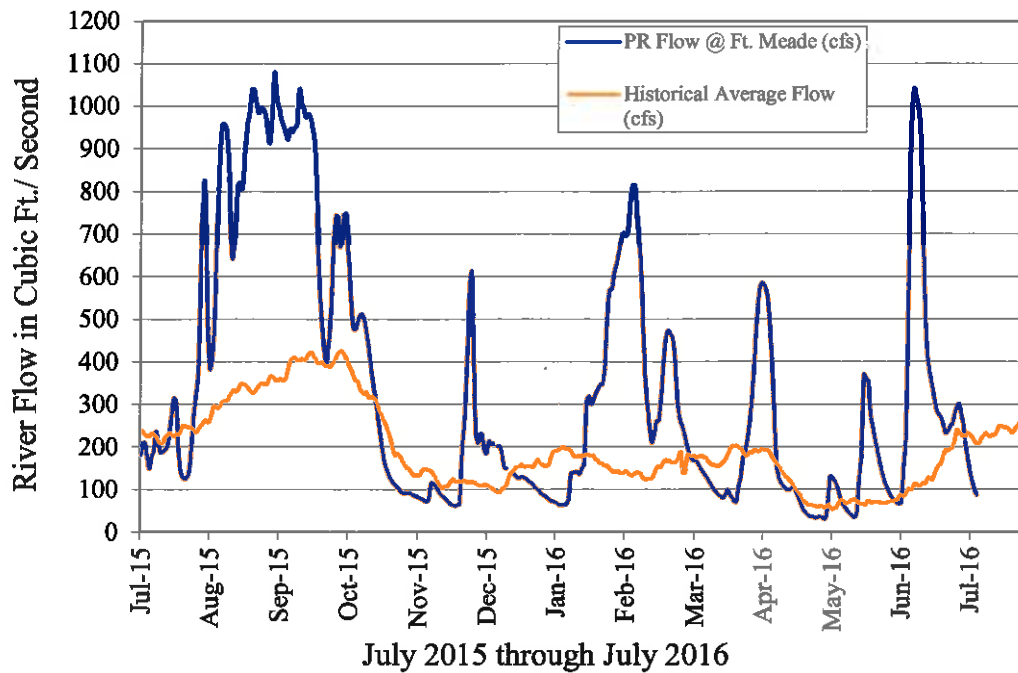
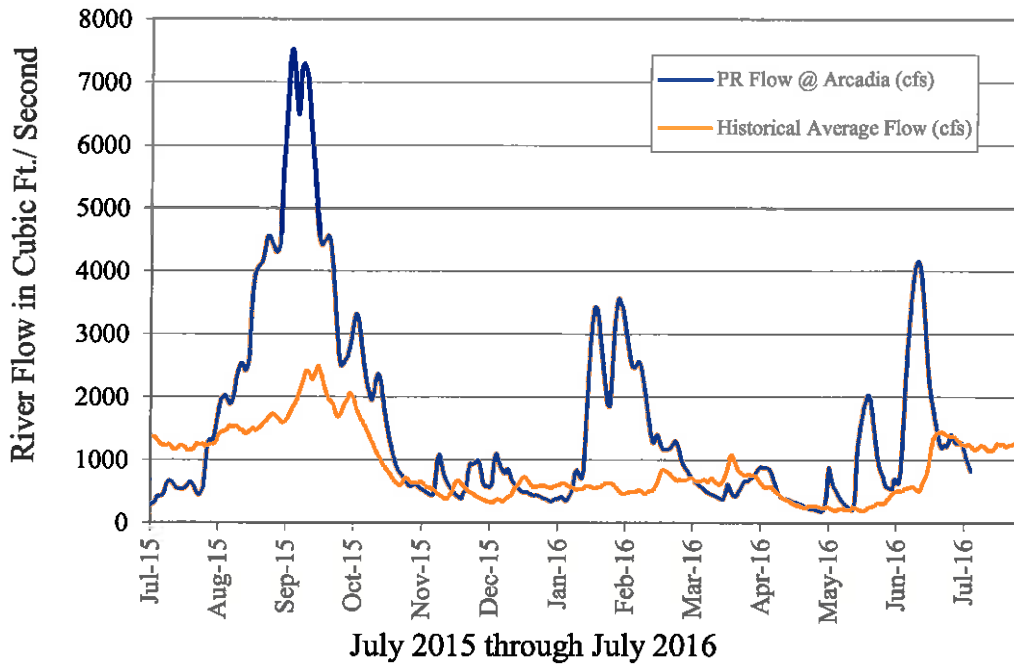


Figure 4 (Peace River Flow @ Arcadia)



River Withdrawals, Finished Water Production & Demand

Water has been available for harvest from the river during June and July and the Authority is now re-filling the reservoir system. River withdrawals during June and early July 2016 averaged about 30 MGD and 58 MGD respectively.

Figure 5 (Withdrawals from Peace River)

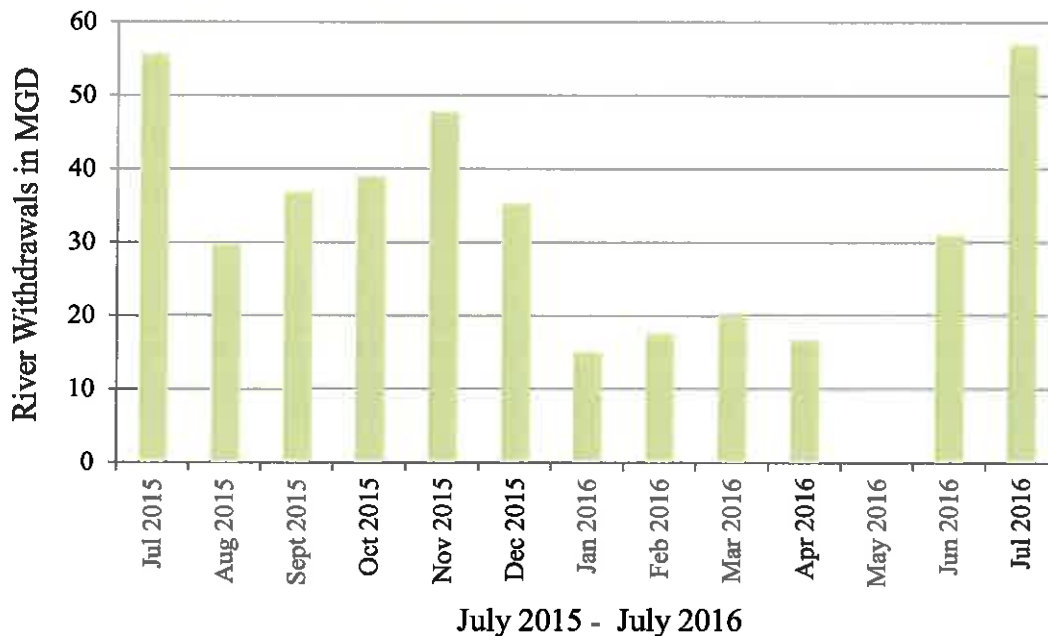
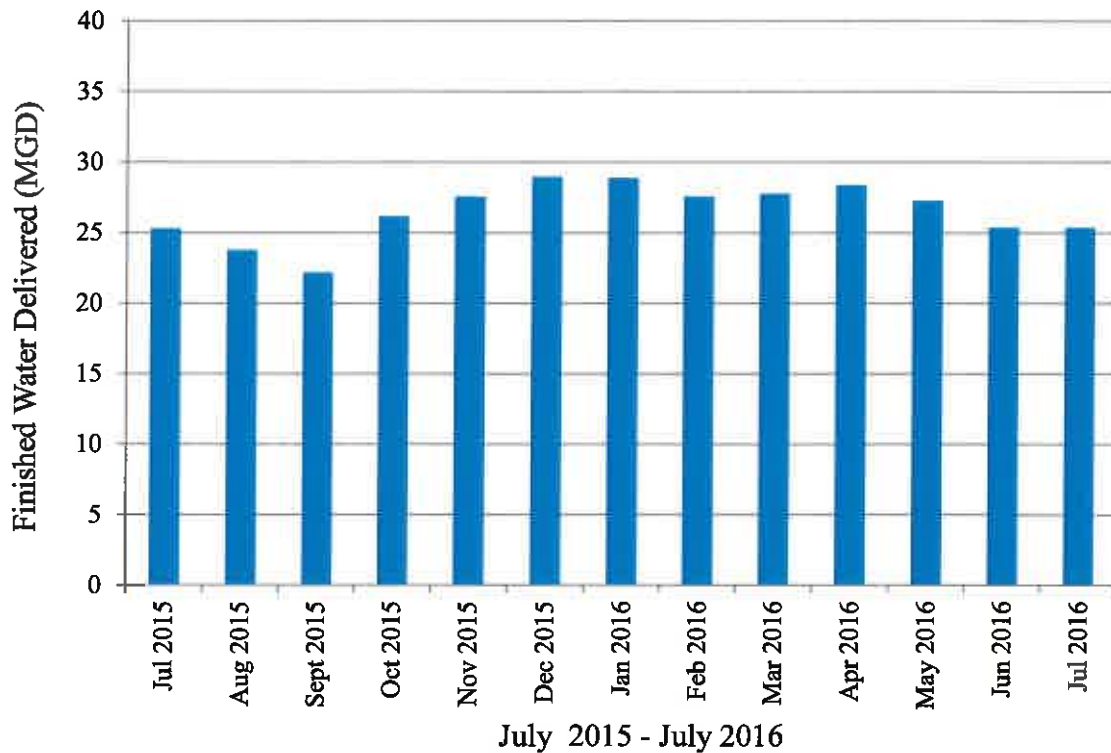


Figure 6 shows monthly finished water deliveries to Customers for the 12-month period ending mid-July 2016. Finished water deliveries to Customers during July 2016 averaged 25.2 MGD. Seasonal water delivery from the City of Punta Gorda to the Regional System is ongoing.

Figure 6 (Peace River Facility Deliveries to Customers)



Stored Supplies at the PRF

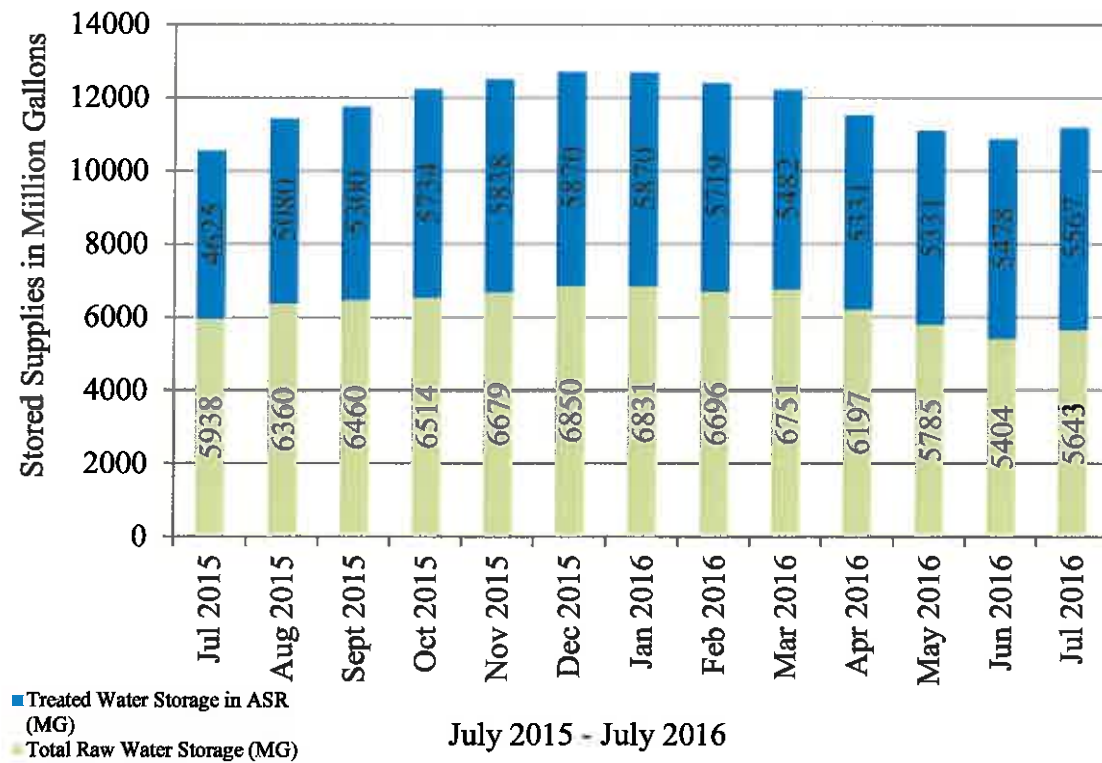
The Authority maintains two large capacity off-stream storage systems at the PRF. The primary storage is raw river water stored in Reservoir No. 1 and No. 2. When flow in the River is high enough, a small percentage of that flow is harvested at the Authority’s pumping facility on the Peace River and stored in Reservoirs 1 and 2. This storage is designed to be completely refilled each wet season. Total raw-water storage capacity is seasonally adjusted. During the hurricane season the total raw water storage capacity is 6.52 billion gallons (BG). Outside of hurricane season, additional water can be safely stored. Current maximum raw water storage capacity (July) is 6.52 BG. **Raw water stored as of July 11, 2016 totaled about 5.6 BG.**

The secondary storage at the PRF is treated water stored in the Aquifer Storage and Recovery (ASR) system. The design capacity of the ASR system is approximately 6.3 BG. Because this supply must be treated before storage, it can’t be stored as rapidly as water in the raw-water reservoirs. Filling ASR storage is done incrementally each year as

excess treatment capacity and hydrologic condition allow. ASR recharge is ongoing now. **Treated water stored in ASR as of July 11, 2016 totaled about 5.6 BG.**

Stored raw water supplies (combined storage in Reservoir No. 1 and No. 2) and stored water in the ASR system for the past year are shown in Figure 8. **The total water in storage as of July 11, 2016 was about 11.2 BG.** This is about 0.6 BG more water in storage than in July 2015.

Figure 8 (Stored Water Supplies)



PEACE RIVER MANASOTA REGIONAL WATER SUPPLY AUTHORITY
BOARD OF DIRECTORS MEETING
July 28, 2016

ROUTINE STATUS REPORTS
ITEM 2

Check Registers for May 2016 and June 2016

PEACE RIVER MANASOTA REGIONAL WATER SUPPLY AUTHORITY

CHECK REGISTER: MAY & JUNE 2016

Bank Code:	PUBLIC FUNDS INTEREST CHECKING			Current Balance:	\$3,804,518.79
Document	Date	Payee Name / Description	Type	Status	Amount
34450	05/04/2016	THE SUN	CHK	CLR	\$48.62
34451	05/04/2016	FEDERAL EXPRESS	CHK	CLR	\$11.61
34452	05/04/2016	FISHER SCIENTIFIC	CHK	CLR	\$40.82
34453	05/04/2016	BOB DEAN SUPPLY INC	CHK	CLR	\$265.00
34454	05/04/2016	PURVIS GRAY & COMPANY	CHK	CLR	\$5,370.00
34455	05/04/2016	ANIXTER INC.	CHK	CLR	\$216.40
34456	05/04/2016	KINGSWAY ACE HARDWARE	CHK	CLR	\$142.56
34457	05/04/2016	BUSINESS CARD	CHK	CLR	\$767.21
34458	05/04/2016	HOME DEPOT	CHK	CLR	\$652.88
34459	05/04/2016	HDR ENGINEERING INC.	CHK	CLR	\$3,172.70
34460	05/04/2016	BUSINESS CARD	CHK	CLR	\$501.44
34461	05/04/2016	FEI-FT.MYERS WATERWORKS #127	CHK	CLR	\$2,738.43
34462	05/04/2016	SARASOTA HERALD TRIBUNE	CHK	CLR	\$79.75
34463	05/04/2016	COLE-PARMER INSTRUMENT CO.	CHK	CLR	\$2,984.78
34464	05/04/2016	FLUID CONTROL SPECIALTIES, INC.	CHK	CLR	\$2,006.00
34465	05/04/2016	QUALITY STARTER & ALT SER INC.	CHK	CLR	\$1,260.54
34466	05/04/2016	ALFA LAVAL INC.	CHK	CLR	\$2,890.00
34467	05/04/2016	EUROFINS EATON ANALYTICAL, INC.	CHK	CLR	\$395.00
34468	05/04/2016	NATIONWIDE RETIREMENT SOLUTION	CHK	CLR	\$2,734.07
34469	05/04/2016	CUMMINS POWER SOUTH	CHK	CLR	\$6,930.40
34470	05/04/2016	TOTALFUNDS BY HASLER	CHK	CLR	\$200.00
34471	05/04/2016	VOYAGER FLEET SYSTEMS, INC.	CHK	CLR	\$2,018.16
34472	05/04/2016	USA BLUEBOOK	CHK	CLR	\$1,981.98
34473	05/04/2016	CENTURYLINK	CHK	CLR	\$1,490.75
34474	05/04/2016	BENCHMARK ENVIROANALYTICAL INC	CHK	CLR	\$2,734.95
34475	05/04/2016	CABOT NORIT AMERICAS INC	CHK	CLR	\$21,329.00
34476	05/04/2016	CHARLOTTE COUNTY UTILITIES	CHK	CLR	\$164,694.84
34477	05/04/2016	CHARLOTTE COUNTY BCC - LANDFILL	CHK	CLR	\$5,121.21
34478	05/04/2016	CHARLOTTE COUNTY BD OF COMMISS	CHK	CLR	\$66,854.41
34479	05/04/2016	DESOTO COUNTY	CHK	CLR	\$66,333.33
34480	05/04/2016	DESOTO COUNTY WATER UTILITY	CHK	CLR	\$1,950.18
34481	05/04/2016	DESOTO AUTOMOTIVE ENTERPRISES I	CHK	CLR	\$28,633.45
34482	05/04/2016	DIANE R. SALZ	CHK	CLR	\$3,750.00
34483	05/04/2016	EARTH BALANCE	CHK	CLR	\$522.05
34484	05/04/2016	ENVIRONMENTAL PR GROUP	CHK	CLR	\$22,810.97
34485	05/04/2016	ENGINEERING PERFORMANCE SOLUTI	CHK	CLR	\$14,495.00
34486	05/04/2016	FL ASSOC. FOR WATER QUALITY CONT	CHK	CLR	\$1,200.00
34487	05/04/2016	FLORIDA POWER & LIGHT COMPANY	CHK	CLR	\$16.47
34488	05/04/2016	AIRGAS SPECIALTY PRODUCTS	CHK	CLR	\$4,145.69
34489	05/04/2016	JAN-PRO OF MANASOTA	CHK	CLR	\$249.00
34490	05/04/2016	KEETON'S OFFICE & ART SUPPLY	CHK	CLR	\$1,806.69
34491	05/04/2016	KING ENGINEERING ASSOCIATES INC.	CHK	CLR	\$5,139.25
34492	05/04/2016	LINDA BURKE	CHK	CLR	\$45.36
34493	05/04/2016	McCABE & ASSOCIATES	CHK	CLR	\$2,400.00
34494	05/04/2016	MIKE COATES	CHK	CLR	\$315.00
34495	05/04/2016	MOBILE-ONE COMMUNICATIONS AND	CHK	CLR	\$2,745.00
34496	05/04/2016	NAPLES GRAND BEACH RESORT	CHK	CLR	\$520.00
34497	05/04/2016	C & S CHEMICALS INC.	CHK	CLR	\$19,623.89
34498	05/04/2016	RAY PILON	CHK	CLR	\$3,750.00
34499	05/04/2016	PEACE RIVER SAIL & POWER SQUADR	CHK	CLR	\$990.00
34500	05/04/2016	SHEARER CONSULTING INC.	CHK	CLR	\$2,500.00
34501	05/04/2016	STATE OF FLORIDA DISBURSEMENT U	CHK	CLR	\$993.06
34502	05/04/2016	SHERWIN-WILLIAMS	CHK	CLR	\$1,268.61
34503	05/04/2016	THE SHORES RESORT & SPA	CHK	CLR	\$540.00
34504	05/04/2016	TKW CONSULTING ENGINEERS, INC.	CHK	CLR	\$1,446.25

PEACE RIVER MANASOTA REGIONAL WATER SUPPLY AUTHORITY

CHECK REGISTER: MAY & JUNE 2016

Bank Code: PUBLIC FUNDS INTEREST CHECKING Current Balance: \$3,804,518.79

Document	Date	Payee Name / Description	Type	Status	Amount
	34505	05/04/2016 UNITED SYSTEMS COMPUTER GROUP	CHK	CLR	\$14,097.50
	34506	05/04/2016 UNITED STATES GEOLOGICAL SURVEY	CHK	CLR	\$7,025.00
	34507	05/04/2016 UNDERWATER ENGINEERING SERVICE	CHK	CLR	\$2,900.00
FRSAPR16		05/04/2016 FLORIDA DIVISION OF RETIREMENT	CHK	CLR	\$34,029.94
PRTX51316		05/13/2016 BANK OF AMERICA-TAX EXPRESS	CHK	CLR	\$23,996.27
	34508	05/19/2016 PRO-CHEM INC.	CHK	CLR	\$939.51
	34509	05/19/2016 CIMTEC AUTOMATION, LLC	CHK	CLR	\$881.86
	34510	05/19/2016 BLUSITE SOLUTIONS OF SOUTHWEST	CHK	CLR	\$838.00
	34511	05/19/2016 MSC INDUSTRIAL SUPPLY CO.	CHK	CLR	\$2,574.63
	34512	05/19/2016 CINTAS	CHK	CLR	\$181.24
	34513	05/19/2016 DMS-FINANCIAL MGMT SERVICES	CHK	CLR	\$194.76
	34514	05/19/2016 ALLIED UNIVERSAL CORP.	CHK	CLR	\$50,381.11
	34515	05/19/2016 FEDERAL EXPRESS	CHK	CLR	\$7.17
	34516	05/19/2016 WOMACK SANITATION INC.	CHK	CLR	\$298.00
	34517	05/19/2016 ROSEMOUNT INC.	CHK	CLR	\$2,422.25
	34518	05/19/2016 FISHER SCIENTIFIC	CHK	CLR	\$1,814.05
	34519	05/19/2016 PAGE MECHANICAL GROUP, INC.	CHK	CLR	\$577.33
	34520	05/19/2016 BOB DEAN SUPPLY INC	CHK	CLR	\$1,535.25
	34521	05/19/2016 HACH COMPANY	CHK	CLR	\$3,363.64
	34522	05/19/2016 KINGSWAY ACE HARDWARE	CHK	CLR	\$153.44
	34523	05/19/2016 HOME DEPOT	CHK	CLR	\$264.97
	34524	05/19/2016 4IMPRINT INC.	CHK	CLR	\$217.20
	34525	05/19/2016 SARASOTA HERALD TRIBUNE	CHK	CLR	\$407.80
	34526	05/19/2016 COLE-PARMER INSTRUMENT CO.	CHK	CLR	\$88.91
	34527	05/19/2016 HIME PHOTOGRAPHY	CHK	CLR	\$450.00
	34528	05/19/2016 NATIONWIDE RETIREMENT SOLUTION	CHK	CLR	\$2,734.07
	34529	05/19/2016 SAM'S CLUB	CHK	CLR	\$89.20
	34530	05/19/2016 AWC, INC.	CHK	CLR	\$4,380.00
	34531	05/19/2016 USA BLUEBOOK	CHK	CLR	\$641.46
	34532	05/19/2016 CENTURYLINK	CHK	CLR	\$415.53
	34533	05/19/2016 AMERICAN AUTO BODY	CHK	CLR	\$812.38
	34534	05/19/2016 ALLIED ELECTRONICS, INC.	CHK	CLR	\$865.63
	34535	05/19/2016 ALL FLORIDA WATER-TAMPA	CHK	CLR	\$211.58
	34536	05/19/2016 ARGILA ENTERPRISES, INC.	CHK	CLR	\$2,250.00
	34537	05/19/2016 ATKINS NORTH AMERICA, INC.	CHK	CLR	\$11,157.79
	34538	05/19/2016 AWWA	CHK	CLR	\$218.00
	34539	05/19/2016 B&D INDUSTRIAL	CHK	CLR	\$2,437.16
	34540	05/19/2016 BANKS ENGINEERING	CHK	CLR	\$1,050.00
	34541	05/19/2016 BILL'S BOTTLED WATER SERVI CE	CHK	CLR	\$27.00
	34542	05/19/2016 BENCHMARK ENVIROANALYTICAL INC	CHK	CLR	\$2,860.90
	34543	05/19/2016 BRIGHT FUTURE ELECTRIC	CHK	CLR	\$133.00
	34544	05/19/2016 CABOT CORPORATION	CHK	CLR	\$45,111.00
	34545	05/19/2016 CARTER & VERPLANCK, INC.	CHK	CLR	\$29,961.30
	34546	05/19/2016 CROM ENGINEERING & CONSTRUCTIO	CHK	CLR	\$72,132.66
	34547	05/19/2016 CH2M HILL ENGINEERS INC.	CHK	CLR	\$7,518.76
	34548	05/19/2016 DEPT OF BUSINESS & PROF. REGULAT	CHK	CLR	\$125.00
	34549	05/19/2016 DOMINION EXTERMINATORS	CHK	CLR	\$130.00
	34550	05/19/2016 EARTH BALANCE	CHK	CLR	\$51,127.55
	34551	05/19/2016 E.F. GAINES SURVEYING SERVICES, IN	CHK	CLR	\$6,200.00
	34552	05/19/2016 FLORIDA POWER & LIGHT COMPANY	CHK	CLR	\$4,555.36
	34553	05/19/2016 FRONTIER COMMUNICATIONS	CHK	CLR	\$214.99
	34554	05/19/2016 GOODYEAR AUTO SERVICE CENTER	CHK	CLR	\$1,232.58
	34555	05/19/2016 GARNEY COMPANIES INC.	CHK	CLR	\$194,520.00
	34556	05/19/2016 HALFACRE CONSTRUCTION COMPANY	CHK	CLR	\$31,480.00
	34557	05/19/2016 HVMI, LLC	CHK	CLR	\$9,844.42

PEACE RIVER MANASOTA REGIONAL WATER SUPPLY AUTHORITY

CHECK REGISTER: MAY & JUNE 2016

Bank Code: PUBLIC FUNDS INTEREST CHECKING Current Balance: \$3,804,518.79

Document#	Date	Payee Name / Description	Type	Status	Amount
34558	05/19/2016	JAN-PRO CLEANING SYSTEMS OF SW	CHK	CLR	\$495.00
34559	05/19/2016	JANICKI ENVIRONMENTAL, INC.	CHK	CLR	\$35,376.00
34560	05/19/2016	JOHNSON ENGINEERING, INC.	CHK	CLR	\$2,485.00
34561	05/19/2016	KEETON'S OFFICE & ART SUPPLY	CHK	CLR	\$1,573.50
34562	05/19/2016	M&M CONTRACTORS INC.	CHK	CLR	\$10,255.34
34563	05/19/2016	MKI SERVICES, INC.	CHK	CLR	\$2,876.81
34564	05/19/2016	KEVIN MORRIS	CHK	CLR	\$580.00
34565	05/19/2016	PORT CHARLOTTE LOCK & KEY	CHK	CLR	\$70.00
34566	05/19/2016	C & S CHEMICALS INC.	CHK	VOID	\$0.00
34567	05/19/2016	C & S CHEMICALS INC.	CHK	VOID	\$0.00
34568	05/19/2016	C & S CHEMICALS INC.	CHK	CLR	\$66,060.07
34569	05/19/2016	SUNSHINE STATE ONE CALL OF FL, IN	CHK	CLR	\$44.34
34570	05/19/2016	DEX IMAGING	CHK	CLR	\$1,131.50
34571	05/19/2016	PUBLIC RISK INSURANCE AGENCY	CHK	CLR	\$476.00
34572	05/19/2016	PROGRESSIVE WATER RESOURCES, L	CHK	CLR	\$5,000.00
34573	05/19/2016	RING POWER CORPORATION	CHK	CLR	\$92,817.40
34574	05/19/2016	RANCH PROPERTY HOLDINGS LLC	CHK	CLR	\$12,640.44
34575	05/19/2016	STATE OF FLORIDA DISBURSEMENT U	CHK	CLR	\$993.06
34576	05/19/2016	THE SHIPPING POST	CHK	CLR	\$25.97
34577	05/19/2016	SERVICWEAR APPAREL INC.	CHK	CLR	\$179.73
34578	05/19/2016	TKW CONSULTING ENGINEERS, INC.	CHK	CLR	\$14,419.25
34579	05/19/2016	TRACTOR SUPPLY COMPANY	CHK	CLR	\$219.95
34580	05/19/2016	UPS	CHK	CLR	\$40.96
34581	05/19/2016	U.S. BANK EQUIPMENT FINANCE	CHK	CLR	\$651.31
34582	05/19/2016	UNITED SYSTEMS COMPUTER GROUP	CHK	CLR	\$3,178.95
34583	05/19/2016	U.S. TENT RENTAL INC.	CHK	CLR	\$2,744.50
PRTX52716	05/27/2016	BANK OF AMERICA-TAX EXPRESS	CHK	CLR	\$26,258.84
34584	06/02/2016	CIMTEC AUTOMATION, LLC	CHK	CLR	\$974.95
34585	06/02/2016	MSC INDUSTRIAL SUPPLY CO.	CHK	CLR	\$529.13
34586	06/02/2016	CINTAS	CHK	CLR	\$528.31
34587	06/02/2016	TRULY NOLEN BRANCH 079	CHK	CLR	\$178.00
34588	06/02/2016	AA ELECTRIC SE INC.	CHK	CLR	\$1,874.25
34589	06/02/2016	ALLIED UNIVERSAL CORP.	CHK	CLR	\$25,268.39
34590	06/02/2016	THE SUN	CHK	CLR	\$814.70
34591	06/02/2016	FEDERAL EXPRESS	CHK	CLR	\$22.73
34592	06/02/2016	AIRGAS USA, LLC	CHK	CLR	\$19.80
34593	06/02/2016	PAGE MECHANICAL GROUP, INC.	CHK	CLR	\$150.00
34594	06/02/2016	ANIXTER INC.	CHK	CLR	\$1,264.77
34595	06/02/2016	HACH COMPANY	CHK	CLR	\$335.17
34596	06/02/2016	KINGSWAY ACE HARDWARE	CHK	CLR	\$163.32
34597	06/02/2016	UNITED STATES PLASTIC CORP.	CHK	CLR	\$280.61
34598	06/02/2016	BUSINESS CARD	CHK	CLR	\$961.80
34599	06/02/2016	HOME DEPOT	CHK	CLR	\$219.70
34600	06/02/2016	HDR ENGINEERING INC.	CHK	CLR	\$36,044.90
34601	06/02/2016	BUSINESS CARD	CHK	CLR	\$1,136.37
34602	06/02/2016	MWH AMERICAS INC	CHK	CLR	\$52,073.25
34603	06/02/2016	U.S. WATER SERVICES CORPORATION	CHK	CLR	\$9,566.20
34604	06/02/2016	FEI-FT.MYERS WATERWORKS #127	CHK	CLR	\$1,465.41
34605	06/02/2016	SARASOTA HERALD TRIBUNE	CHK	CLR	\$96.25
34606	06/02/2016	TRANSCAT, INC.	CHK	CLR	\$212.49
34607	06/02/2016	COLE-PARMER INSTRUMENT CO.	CHK	CLR	\$160.90
34608	06/02/2016	GRAYBAR	CHK	CLR	\$1,444.83
34609	06/02/2016	FLUID CONTROL SPECIALTIES, INC.	CHK	CLR	\$495.00
34610	06/02/2016	BUSINESS CARD	CHK	CLR	\$1,816.53
34611	06/02/2016	SUNBELT RENTALS	CHK	CLR	\$2,703.14

PEACE RIVER MANASOTA REGIONAL WATER SUPPLY AUTHORITY

CHECK REGISTER: MAY & JUNE 2016

Bank Code:	PUBLIC FUNDS INTEREST CHECKING			Current	\$3,804,518.79
Document#	Date	Payee Name / Description	Type	Status	Amount
34612	06/02/2016	BUSINESS CARD	CHK	CLR	\$3,172.09
34613	06/02/2016	NATIONWIDE RETIREMENT SOLUTION	CHK	CLR	\$2,734.07
34614	06/02/2016	ULINE	CHK	CLR	\$174.32
34615	06/02/2016	HUDSON PUMP	CHK	CLR	\$1,214.67
34616	06/02/2016	DESOTO AUTOMOTIVE INC.	CHK	CLR	\$583.58
34617	06/02/2016	DESOTO AUTOMOTOVE ENTERPRISES	CHK	CLR	\$742.95
34618	06/02/2016	VOYAGER FLEET SYSTEMS, INC.	CHK	CLR	\$2,007.47
34619	06/02/2016	USA BLUEBOOK	CHK	CLR	\$186.65
34620	06/02/2016	CENTURYLINK	CHK	CLR	\$1,490.80
34621	06/02/2016	FLORIDA DEPARTMENT OF STATE	CHK	CLR	\$29.12
34622	06/02/2016	AAA SCHWARTZ ROOFING INC.	CHK	CLR	\$6,500.00
34623	06/02/2016	AFFORDABLE CARTS LLC	CHK	CLR	\$205.00
34624	06/02/2016	ADVANTAGE CARE INC.	CHK	CLR	\$80.00
34625	06/02/2016	BENCHMARK ENVIROANALYTICAL INC	CHK	CLR	\$7,157.70
34626	06/02/2016	CHARLOTTE COUNTY UTILITIES	CHK	CLR	\$164,694.84
34627	06/02/2016	CHARLOTTE COUNTY BCC - LANDFILL	CHK	CLR	\$4,036.38
34628	06/02/2016	CHARLOTTE COUNTY BD OF COMMISS	CHK	CLR	\$67,515.45
34629	06/02/2016	CROM ENGINEERING & CONSTRUCTIO	CHK	CLR	\$77,099.04
34630	06/02/2016	CHARLOTTE PLUMBING K & BATH INC.	CHK	CLR	\$145.00
34631	06/02/2016	CRUMPTON WELDING SUPPLY	CHK	CLR	\$360.07
34632	06/02/2016	DESOTO COUNTY	CHK	CLR	\$66,333.33
34633	06/02/2016	DIANE R. SALZ	CHK	CLR	\$3,750.00
34634	06/02/2016	ENVIRONMENTAL PR GROUP	CHK	CLR	\$42,000.00
34635	06/02/2016	FORT BEND SERVICES, INC.	CHK	CLR	\$11,776.00
34636	06/02/2016	FLORIDA POWER & LIGHT COMPANY	CHK	CLR	\$107,476.23
34637	06/02/2016	G-TEC EQUIPMENT SVCS, LLC	CHK	CLR	\$1,170.00
34638	06/02/2016	HALFACRE CONSTRUCTION COMPANY	CHK	CLR	\$28,377.00
34639	06/02/2016	HVMI, LLC	CHK	CLR	\$3,600.00
34640	06/02/2016	J. H. HAM ENGINEERING INC.	CHK	CLR	\$12,493.00
34641	06/02/2016	KEETON'S OFFICE & ART SUPPLY	CHK	CLR	\$1,418.99
34642	06/02/2016	MADER ELECTRIC MOTORS	CHK	CLR	\$1,099.00
34643	06/02/2016	NATURAL RESOURCES LLC	CHK	CLR	\$22,078.75
34644	06/02/2016	SENSIDYNE, LP	CHK	CLR	\$1,581.53
34645	06/02/2016	C & S CHEMICALS INC.	CHK	CLR	\$23,469.23
34646	06/02/2016	RAY PILON	CHK	CLR	\$3,750.00
34647	06/02/2016	DEX IMAGING	CHK	CLR	\$8.00
34648	06/02/2016	ROSEMOUNT ANALYTICAL, INC.	CHK	CLR	\$2,528.03
34649	06/02/2016	RAINTREE IRRIGATION SERVICES	CHK	CLR	\$211.95
34650	06/02/2016	STATE OF FLORIDA DISBURSEMENT U	CHK	CLR	\$993.06
34651	06/02/2016	THE SHIPPING POST	CHK	CLR	\$25.97
34652	06/02/2016	STRATEGIC PEST CONTROL OF SW FL	CHK	CLR	\$285.00
34653	06/02/2016	SARASOTA TROPHY & AWARDS INC.	CHK	CLR	\$191.00
34654	06/02/2016	THE LAKE DOCTORS, INC.	CHK	CLR	\$2,400.00
34655	06/02/2016	TRACTOR SUPPLY COMPANY	CHK	CLR	\$199.99
34656	06/02/2016	UPS	CHK	CLR	\$164.52
34657	06/02/2016	U.S. BANK EQUIPMENT FINANCE	CHK	CLR	\$830.65
34658	06/02/2016	UNITED SYSTEMS COMPUTER GROUP	CHK	CLR	\$14,097.50
34659	06/02/2016	WES TECH ENGINEERING, INC.	CHK	CLR	\$3,132.01
34660	06/02/2016	WINDEMULLER TECHNICAL SERVICES	CHK	CLR	\$3,750.00
34661	06/03/2016	DON GASGARTHS CHARLOTTE COUNT	CHK	CLR	\$23,097.00
FRSMAY2016	06/03/2016	FLORIDA DIVISION OF RETIREMENT	CHK	CLR	\$22,674.55
PRTX61016	06/10/2016	BANK OF AMERICA-TAX EXPRESS	CHK	CLR	\$24,999.46
34662	06/17/2016	PRO-CHEM INC.	CHK	CLR	\$370.66
34663	06/17/2016	BLUSITE SOLUTIONS OF SOUTHWEST	CHK	CLR	\$258.00
34664	06/17/2016	MSC INDUSTRIAL SUPPLY CO.	CHK	CLR	\$749.20

PEACE RIVER MANASOTA REGIONAL WATER SUPPLY AUTHORITY
CHECK REGISTER: MAY & JUNE 2016

Bank Code:	PUBLIC FUNDS INTEREST CHECKING		Current Balance:	\$3,804,518.79	
Document#	Date	Payee Name / Description	Type	Status	Amount
34665	06/17/2016	CINTAS	CHK	CLR	\$244.51
34666	06/17/2016	DMS-FINANCIAL MGMT SERVICES	CHK	CLR	\$336.34
34667	06/17/2016	AA ELECTRIC SE INC.	CHK	CLR	\$37,487.80
34668	06/17/2016	ALLIED UNIVERSAL CORP.	CHK	VOID	\$0.00
34669	06/17/2016	ALLIED UNIVERSAL CORP.	CHK	CLR	\$52,649.12
34670	06/17/2016	FEDERAL EXPRESS	CHK	O/S	\$54.73
34671	06/17/2016	AIRGAS USA, LLC	CHK	CLR	\$20.13
34672	06/17/2016	WOMACK SANITATION INC.	CHK	CLR	\$750.00
34673	06/17/2016	FISHER SCIENTIFIC	CHK	CLR	\$1,228.18
34674	06/17/2016	ANIXTER INC.	CHK	CLR	\$2,866.30
34675	06/17/2016	HACH COMPANY	CHK	CLR	\$3,971.57
34676	06/17/2016	KINGSWAY ACE HARDWARE	CHK	CLR	\$405.39
34677	06/17/2016	MCMASTER-CARR SUPPLY CO	CHK	CLR	\$2,299.20
34678	06/17/2016	HOME DEPOT	CHK	CLR	\$182.34
34679	06/17/2016	CINTAS	CHK	CLR	\$560.00
34680	06/17/2016	HERTZ EQUIPMENT RENTAL CORPORA	CHK	CLR	\$2,406.88
34681	06/17/2016	FEI-FT.MYERS WATERWORKS #127	CHK	CLR	\$2,615.14
34682	06/17/2016	SARASOTA HERALD TRIBUNE	CHK	CLR	\$464.50
34683	06/17/2016	GRAYBAR	CHK	CLR	\$740.57
34684	06/17/2016	ENDRESS+HAUSER, INC.	CHK	CLR	\$1,000.00
34685	06/17/2016	EUROFINS EATON ANALYTICAL, INC.	CHK	CLR	\$395.00
34686	06/17/2016	NATIONWIDE RETIREMENT SOLUTION	CHK	CLR	\$25.00
34687	06/17/2016	HUDSON PUMP	CHK	CLR	\$1,470.03
34688	06/17/2016	CUMMINS POWER SOUTH	CHK	CLR	\$746.10
34689	06/17/2016	SAM'S CLUB	CHK	CLR	\$55.42
34690	06/17/2016	GRAINGER	CHK	CLR	\$2,406.65
34691	06/17/2016	USA BLUEBOOK	CHK	CLR	\$593.43
34692	06/17/2016	CENTURYLINK	CHK	O/S	\$332.44
34693	06/17/2016	MCGEE TIRE STORES INC.	CHK	CLR	\$1,127.29
34694	06/17/2016	ADVANTAGE CARE INC.	CHK	O/S	\$40.00
34695	06/17/2016	ALLIED ELECTRONICS, INC.	CHK	CLR	\$2,295.19
34696	06/17/2016	ANN LEE	CHK	CLR	\$152.00
34697	06/17/2016	ALL FLORIDA WATER-TAMPA	CHK	CLR	\$211.58
34698	06/17/2016	BILL'S BOTTLED WATER SERVI CE	CHK	CLR	\$32.25
34699	06/17/2016	BATES FLAGS AND FLAGPOLES LLC	CHK	CLR	\$120.50
34700	06/17/2016	BENCHMARK ENVIROANALYTICAL INC	CHK	CLR	\$3,350.80
34701	06/17/2016	BUREAU OF ELEVATOR SAFETY	CHK	O/S	\$75.00
34702	06/17/2016	CABOT CORPORATION	CHK	CLR	\$109,417.00
34703	06/17/2016	CROM ENGINEERING & CONSTRUCTIO	CHK	CLR	\$3,510.00
34704	06/17/2016	COMPLIANCESIGNS	CHK	CLR	\$454.00
34705	06/17/2016	CHENANGO SUPPLY CO., INC.	CHK	CLR	\$45.92
34706	06/17/2016	DILLER-BROWN & ASSOC. INC.	CHK	CLR	\$538.28
34707	06/17/2016	Doug Morton	CHK	O/S	\$172.64
34708	06/17/2016	EARTH BALANCE	CHK	CLR	\$8,694.69
34709	06/17/2016	FLORIDA DEPT OF TRANSPORTATION	CHK	O/S	\$7.09
34710	06/17/2016	FLOWMASTER PETROLEUM SERVICES	CHK	CLR	\$1,775.00
34711	06/17/2016	FRONTIER COMMUNICATIONS	CHK	CLR	\$214.99
34712	06/17/2016	HVMI, LLC	CHK	CLR	\$12,658.40
34713	06/17/2016	JAN-PRO OF MANASOTA	CHK	CLR	\$249.00
34714	06/17/2016	JAN-PRO CLEANING SYSTEMS OF SW	CHK	CLR	\$555.00
34715	06/17/2016	JANICKI ENVIRONMENTAL, INC.	CHK	CLR	\$27,039.00
34716	06/17/2016	KEETON'S OFFICE & ART SUPPLY	CHK	CLR	\$669.39
34717	06/17/2016	KING ENGINEERING ASSOCIATES INC.	CHK	CLR	\$5,556.35
34718	06/17/2016	MANSON BOLVES DONALDSON, P.A.	CHK	CLR	\$20,834.86
34719	06/17/2016	C & S CHEMICALS INC.	CHK	VOID	\$0.00

**PEACE RIVER MANASOTA REGIONAL WATER SUPPLY AUTHORITY
CHECK REGISTER: MAY & JUNE 2016**

Bank Code:	PUBLIC FUNDS INTEREST CHECKING		Current Balance:	\$3,804,518.79	
Document	Date	Payee Name / Description	Type	Status	Amount
34720	06/17/2016	C & S CHEMICALS INC.	CHK	VOID	\$0.00
34721	06/17/2016	C & S CHEMICALS INC.	CHK	VOID	\$0.00
34722	06/17/2016	C & S CHEMICALS INC.	CHK	CLR	\$87,975.82
34723	06/17/2016	PREFERRED GOVERNMENT INSURANC	CHK	CLR	\$11,306.00
34724	06/17/2016	SUNSHINE STATE ONE CALL OF FL, IN	CHK	CLR	\$44.34
34725	06/17/2016	DEX IMAGING	CHK	CLR	\$864.50
34726	06/17/2016	RING POWER CORPORATION	CHK	CLR	\$2,250.00
34727	06/17/2016	RANCH PROPERTY HOLDINGS LLC	CHK	O/S	\$12,640.44
34728	06/17/2016	SUNCOAST BUSINESS TECHNOLOGIES	CHK	CLR	\$202.50
34729	06/17/2016	SHEARER CONSULTING INC.	CHK	CLR	\$2,500.00
34730	06/17/2016	SOUTHWEST MOBILE MECHANIC	CHK	CLR	\$555.97
34731	06/17/2016	STATE OF FLORIDA DISBURSEMENT U	CHK	CLR	\$993.06
34732	06/17/2016	SMITH RANCH & GARDEN, INC.	CHK	CLR	\$599.20
34733	06/17/2016	TEST GAUGE AND BACKFLOW SUPPLY	CHK	CLR	\$434.84
34734	06/17/2016	TRINOVA-FLORIDA	CHK	CLR	\$4,235.88
34735	06/17/2016	U.S. BANK EQUIPMENT FINANCE	CHK	O/S	\$288.96
34736	06/17/2016	UNITED SYSTEMS COMPUTER GROUP	CHK	O/S	\$9,579.36
62416CONTR	06/24/2016	Valic	CHK	CLR	\$4,845.31
PRTX62416	06/24/2016	BANK OF AMERICA-TAX EXPRESS	CHK	CLR	\$24,193.29
34737	06/29/2016	MSC INDUSTRIAL SUPPLY CO.	CHK	O/S	\$2,100.65
34738	06/29/2016	DMS-FINANCIAL MGMT SERVICES	CHK	O/S	\$10.02
34739	06/29/2016	ALLIED UNIVERSAL CORP.	CHK	O/S	\$22,929.70
34740	06/29/2016	FEDERAL EXPRESS	CHK	O/S	\$21.01
34741	06/29/2016	HDR ENGINEERING INC.	CHK	O/S	\$2,550.15
34742	06/29/2016	BUSINESS CARD	CHK	O/S	\$589.99
34743	06/29/2016	FEI-FT.MYERS WATERWORKS #127	CHK	O/S	\$221.60
34744	06/29/2016	BUSINESS CARD	CHK	O/S	\$431.26
34745	06/29/2016	MAILFINANCE	CHK	O/S	\$299.61
34746	06/29/2016	EUROFINS EATON ANALYTICAL, INC.	CHK	O/S	\$395.00
34747	06/29/2016	HERALD TRIBUNE	CHK	O/S	\$310.13
34748	06/29/2016	CENTURYLINK	CHK	O/S	\$1,488.35
34749	06/29/2016	AGILENT TECHNOLOGIES, INC.	CHK	O/S	\$41,183.50
34750	06/29/2016	ATKINS NORTH AMERICA, INC.	CHK	O/S	\$5,363.14
34751	06/29/2016	AWWA	CHK	O/S	\$654.00
34752	06/29/2016	BENCHMARK ENVIROANALYTICAL INC	CHK	O/S	\$7,337.85
34753	06/29/2016	CABOT CORPORATION	CHK	O/S	\$66,506.00
34754	06/29/2016	CHARLOTTE COUNTY UTILITIES	CHK	O/S	\$164,694.84
34755	06/29/2016	CHARLOTTE COUNTY BCC - LANDFILL	CHK	O/S	\$4,821.87
34756	06/29/2016	CHARLOTTE COUNTY BD OF COMMISS	CHK	O/S	\$68,432.48
34757	06/29/2016	CROM ENGINEERING & CONSTRUCTIO	CHK	O/S	\$121,344.30
34758	06/29/2016	MORGAN COLACONE	CHK	O/S	\$398.81
34759	06/29/2016	DESOTO COUNTY	CHK	O/S	\$66,333.33
34760	06/29/2016	DESOTO CTY BRD OF CTY COMMISSIO	CHK	O/S	\$50.00
34761	06/29/2016	D. M. CONSTRUCTION CORP.	CHK	O/S	\$11,974.31
34762	06/29/2016	EARTH BALANCE	CHK	O/S	\$2,226.75
34763	06/29/2016	FLORIDA POWER & LIGHT COMPANY	CHK	O/S	\$99,777.43
34764	06/29/2016	FORDYCE RITZ	CHK	O/S	\$86.00
34765	06/29/2016	AIRGAS SPECIALTY PRODUCTS	CHK	O/S	\$8,910.84
34766	06/29/2016	INDUSTRIAL CONTROLS DISTRIBUTOR	CHK	O/S	\$592.94
34767	06/29/2016	KEETON'S OFFICE & ART SUPPLY	CHK	O/S	\$970.79
34768	06/29/2016	KING ENGINEERING ASSOCIATES INC.	CHK	O/S	\$4,658.84
34769	06/29/2016	LINDA STEWART	CHK	O/S	\$151.11
34770	06/29/2016	KEVIN MORRIS	CHK	O/S	\$729.39
34771	06/29/2016	SHALINA ODEGARD	CHK	O/S	\$376.67
34772	06/29/2016	C & S CHEMICALS INC.	CHK	O/S	\$23,456.28

**PEACE RIVER MANASOTA REGIONAL WATER SUPPLY AUTHORITY
CHECK REGISTER: MAY & JUNE 2016**

Bank Code:		PUBLIC FUNDS INTEREST CHECKING			Current Balance:	\$3,804,518.79
Document	Date	Payee Name / Description	Type	Status	Amount	
34773	06/29/2016	DEX IMAGING	CHK	O/S	\$252.88	
34774	06/29/2016	PROGRESSIVE WATER RESOURCES, L	CHK	O/S	\$450.00	
34775	06/29/2016	RICHARD ANDERSON	CHK	O/S	\$200.00	
34776	06/29/2016	RAPID SECURITY SOLUTIONS, LLC	CHK	O/S	\$843.50	
34777	06/29/2016	STATE OF FLORIDA DISBURSEMENT UNIT	CHK	O/S	\$993.06	
34778	06/29/2016	SOLARES CONTROLS	CHK	O/S	\$962.29	
34779	06/29/2016	SAMUEL STONE	CHK	O/S	\$164.84	
34780	06/29/2016	SARASOTA TROPHY & AWARDS INC.	CHK	O/S	\$105.50	
34781	06/29/2016	SUPER T	CHK	O/S	\$453.60	
34782	06/29/2016	TKW CONSULTING ENGINEERS, INC.	CHK	O/S	\$5,597.02	
34783	06/29/2016	UPS	CHK	O/S	\$84.42	
34784	06/29/2016	U.S. BANK EQUIPMENT FINANCE	CHK	O/S	\$1,193.00	
34785	06/29/2016	UNITED SYSTEMS COMPUTER GROUP	CHK	O/S	\$4,637.36	
JUNE16FRS	06/30/2016	FLORIDA DIVISION OF RETIREMENT	CHK	CLR	\$22,598.76	
Check Total					\$3,564,890.97	

PEACE RIVER MANASOTA REGIONAL WATER SUPPLY AUTHORITY

CHECK REGISTER: MAY & JUNE 2016

Alphabetically by Vendor

Bank Code:	PUBLIC FUNDS INTEREST CHECKING			Current Balance:	\$3,804,518.79
Document	Date	Payee Name / Description	Type	Status	Amount
34524	05/19/2016	4IMPRINT INC.	CHK	CLR	\$217.20
34588	06/02/2016	AA ELECTRIC SE INC.	CHK	CLR	\$1,874.25
34667	06/17/2016	AA ELECTRIC SE INC.	CHK	CLR	\$37,487.80
34622	06/02/2016	AAA SCHWARTZ ROOFING INC.	CHK	CLR	\$6,500.00
34624	06/02/2016	ADVANTAGE CARE INC.	CHK	CLR	\$80.00
34694	06/17/2016	ADVANTAGE CARE INC.	CHK	O/S	\$40.00
34623	06/02/2016	AFFORDABLE CARTS LLC	CHK	CLR	\$205.00
34749	06/29/2016	AGILENT TECHNOLOGIES, INC.	CHK	O/S	\$41,183.50
34488	05/04/2016	AIRGAS SPECIALTY PRODUCTS	CHK	CLR	\$4,145.69
34765	06/29/2016	AIRGAS SPECIALTY PRODUCTS	CHK	O/S	\$8,910.84
34592	06/02/2016	AIRGAS USA, LLC	CHK	CLR	\$19.80
34671	06/17/2016	AIRGAS USA, LLC	CHK	CLR	\$20.13
34466	05/04/2016	ALFA LAVAL INC.	CHK	CLR	\$2,890.00
34535	05/19/2016	ALL FLORIDA WATER-TAMPA	CHK	CLR	\$211.58
34697	06/17/2016	ALL FLORIDA WATER-TAMPA	CHK	CLR	\$211.58
34534	05/19/2016	ALLIED ELECTRONICS, INC.	CHK	CLR	\$865.63
34695	06/17/2016	ALLIED ELECTRONICS, INC.	CHK	CLR	\$2,295.19
34514	05/19/2016	ALLIED UNIVERSAL CORP.	CHK	CLR	\$50,381.11
34589	06/02/2016	ALLIED UNIVERSAL CORP.	CHK	CLR	\$25,268.39
34668	06/17/2016	ALLIED UNIVERSAL CORP.	CHK	VOID	\$0.00
34669	06/17/2016	ALLIED UNIVERSAL CORP.	CHK	CLR	\$52,649.12
34739	06/29/2016	ALLIED UNIVERSAL CORP.	CHK	O/S	\$22,929.70
34533	05/19/2016	AMERICAN AUTO BODY	CHK	CLR	\$812.38
34455	05/04/2016	ANIXTER INC.	CHK	CLR	\$216.40
34594	06/02/2016	ANIXTER INC.	CHK	CLR	\$1,264.77
34674	06/17/2016	ANIXTER INC.	CHK	CLR	\$2,866.30
34696	06/17/2016	ANN LEE	CHK	CLR	\$152.00
34536	05/19/2016	ARGILA ENTERPRISES, INC.	CHK	CLR	\$2,250.00
34537	05/19/2016	ATKINS NORTH AMERICA, INC.	CHK	CLR	\$11,157.79
34750	06/29/2016	ATKINS NORTH AMERICA, INC.	CHK	O/S	\$5,363.14
34530	05/19/2016	AWC, INC.	CHK	CLR	\$4,380.00
34538	05/19/2016	AWWA	CHK	CLR	\$218.00
34751	06/29/2016	AWWA	CHK	O/S	\$654.00
34539	05/19/2016	B&D INDUSTRIAL	CHK	CLR	\$2,437.16
PRTX51316	05/13/2016	BANK OF AMERICA-TAX EXPRESS	CHK	CLR	\$23,996.27
PRTX52716	05/27/2016	BANK OF AMERICA-TAX EXPRESS	CHK	CLR	\$26,258.84
PRTX61016	06/10/2016	BANK OF AMERICA-TAX EXPRESS	CHK	CLR	\$24,999.46
PRTX62416	06/24/2016	BANK OF AMERICA-TAX EXPRESS	CHK	CLR	\$24,193.29
34540	05/19/2016	BANKS ENGINEERING	CHK	CLR	\$1,050.00
34699	06/17/2016	BATES FLAGS AND FLAGPOLES LLC	CHK	CLR	\$120.50
34474	05/04/2016	BENCHMARK ENVIROANALYTICAL INC	CHK	CLR	\$2,734.95
34542	05/19/2016	BENCHMARK ENVIROANALYTICAL INC	CHK	CLR	\$2,860.90
34625	06/02/2016	BENCHMARK ENVIROANALYTICAL INC	CHK	CLR	\$7,157.70
34700	06/17/2016	BENCHMARK ENVIROANALYTICAL INC	CHK	CLR	\$3,350.80
34752	06/29/2016	BENCHMARK ENVIROANALYTICAL INC	CHK	O/S	\$7,337.85
34541	05/19/2016	BILL'S BOTTLED WATER SERVI CE	CHK	CLR	\$27.00
34698	06/17/2016	BILL'S BOTTLED WATER SERVI CE	CHK	CLR	\$32.25
34510	05/19/2016	BLUSITE SOLUTIONS OF SOUTHWEST	CHK	CLR	\$838.00
34663	06/17/2016	BLUSITE SOLUTIONS OF SOUTHWEST	CHK	CLR	\$258.00
34453	05/04/2016	BOB DEAN SUPPLY INC	CHK	CLR	\$265.00
34520	05/19/2016	BOB DEAN SUPPLY INC	CHK	CLR	\$1,535.25
34543	05/19/2016	BRIGHT FUTURE ELECTRIC	CHK	CLR	\$133.00
34701	06/17/2016	BUREAU OF ELEVATOR SAFETY	CHK	O/S	\$75.00
34457	05/04/2016	BUSINESS CARD	CHK	CLR	\$767.21
34480	05/04/2016	BUSINESS CARD	CHK	CLR	\$501.44

PEACE RIVER MANASOTA REGIONAL WATER SUPPLY AUTHORITY

CHECK REGISTER: MAY & JUNE 2016

Alphabetically by Vendor

Bank Code:	PUBLIC FUNDS INTEREST CHECKING		Current Balance:	\$3,804,518.79	
Document#	Date	Payee Name / Description	Type	Status	Amount
34598	06/02/2016	BUSINESS CARD	CHK	CLR	\$961.80
34601	06/02/2016	BUSINESS CARD	CHK	CLR	\$1,136.37
34610	06/02/2016	BUSINESS CARD	CHK	CLR	\$1,816.53
34612	06/02/2016	BUSINESS CARD	CHK	CLR	\$3,172.09
34742	06/29/2016	BUSINESS CARD	CHK	O/S	\$589.99
34744	06/29/2016	BUSINESS CARD	CHK	O/S	\$431.26
34497	05/04/2016	C & S CHEMICALS INC.	CHK	CLR	\$19,623.89
34566	05/19/2016	C & S CHEMICALS INC.	CHK	VOID	\$0.00
34567	05/19/2016	C & S CHEMICALS INC.	CHK	VOID	\$0.00
34588	05/19/2016	C & S CHEMICALS INC.	CHK	CLR	\$66,060.07
34645	06/02/2016	C & S CHEMICALS INC.	CHK	CLR	\$23,469.23
34719	06/17/2016	C & S CHEMICALS INC.	CHK	VOID	\$0.00
34720	06/17/2016	C & S CHEMICALS INC.	CHK	VOID	\$0.00
34721	06/17/2016	C & S CHEMICALS INC.	CHK	VOID	\$0.00
34722	06/17/2016	C & S CHEMICALS INC.	CHK	CLR	\$87,975.82
34772	06/29/2016	C & S CHEMICALS INC.	CHK	O/S	\$23,456.28
34544	05/19/2016	CABOT CORPORATION	CHK	CLR	\$45,111.00
34702	06/17/2016	CABOT CORPORATION	CHK	CLR	\$109,417.00
34753	06/29/2016	CABOT CORPORATION	CHK	O/S	\$66,506.00
34475	05/04/2016	CABOT NORIT AMERICAS INC	CHK	CLR	\$21,329.00
34545	06/19/2016	CARTER & VERPLANCK, INC.	CHK	CLR	\$29,961.30
34473	05/04/2016	CENTURYLINK	CHK	CLR	\$1,490.75
34532	05/19/2016	CENTURYLINK	CHK	CLR	\$415.53
34620	06/02/2016	CENTURYLINK	CHK	CLR	\$1,490.80
34692	06/17/2016	CENTURYLINK	CHK	O/S	\$332.44
34748	06/29/2016	CENTURYLINK	CHK	O/S	\$1,488.35
34547	05/19/2016	CH2M HILL ENGINEERS INC.	CHK	CLR	\$7,518.76
34477	05/04/2016	CHARLOTTE COUNTY BCC - LANDFILL	CHK	CLR	\$5,121.21
34627	06/02/2016	CHARLOTTE COUNTY BCC - LANDFILL	CHK	CLR	\$4,036.38
34755	06/29/2016	CHARLOTTE COUNTY BCC - LANDFILL	CHK	O/S	\$4,821.87
34478	05/04/2016	CHARLOTTE COUNTY BD OF COMMISS	CHK	CLR	\$66,854.41
34628	06/02/2016	CHARLOTTE COUNTY BD OF COMMISS	CHK	CLR	\$67,515.45
34756	06/29/2016	CHARLOTTE COUNTY BD OF COMMISS	CHK	O/S	\$68,432.48
34476	05/04/2016	CHARLOTTE COUNTY UTILITIES	CHK	CLR	\$164,694.84
34626	06/02/2016	CHARLOTTE COUNTY UTILITIES	CHK	CLR	\$164,694.84
34754	06/29/2016	CHARLOTTE COUNTY UTILITIES	CHK	O/S	\$164,694.84
34630	06/02/2016	CHARLOTTE PLUMBING K & BATH INC.	CHK	CLR	\$145.00
34705	06/17/2016	CHENANGO SUPPLY CO., INC.	CHK	CLR	\$45.92
34509	05/19/2016	CIMTEC AUTOMATION, LLC	CHK	CLR	\$881.86
34584	06/02/2016	CIMTEC AUTOMATION, LLC	CHK	CLR	\$974.95
34512	05/19/2016	CINTAS	CHK	CLR	\$181.24
34586	06/02/2016	CINTAS	CHK	CLR	\$528.31
34665	06/17/2016	CINTAS	CHK	CLR	\$244.51
34679	06/17/2016	CINTAS	CHK	CLR	\$560.00
34483	05/04/2016	COLE-PARMER INSTRUMENT CO.	CHK	CLR	\$2,984.78
34526	05/19/2016	COLE-PARMER INSTRUMENT CO.	CHK	CLR	\$88.91
34607	06/02/2016	COLE-PARMER INSTRUMENT CO.	CHK	CLR	\$160.90
34704	06/17/2016	COMPLIANCESIGNS	CHK	CLR	\$454.00
34546	05/19/2016	CROM ENGINEERING & CONSTRUCTIO	CHK	CLR	\$72,132.66
34629	06/02/2016	CROM ENGINEERING & CONSTRUCTIO	CHK	CLR	\$77,099.04
34703	06/17/2016	CROM ENGINEERING & CONSTRUCTIO	CHK	CLR	\$3,510.00
34757	06/29/2016	CROM ENGINEERING & CONSTRUCTIO	CHK	O/S	\$121,344.30
34631	06/02/2016	CRUMPTON WELDING SUPPLY	CHK	CLR	\$360.07
34469	05/04/2016	CUMMINS POWER SOUTH	CHK	CLR	\$6,930.40
34688	06/17/2016	CUMMINS POWER SOUTH	CHK	CLR	\$746.10

PEACE RIVER MANASOTA REGIONAL WATER SUPPLY AUTHORITY

CHECK REGISTER: MAY & JUNE 2016

Alphabetically by Vendor

Bank Code:	PUBLIC FUNDS INTEREST CHECKING		Current Balance:	\$3,804,518.79	
Document	Date	Payee Name / Description	Type	Status	Amount
34761	06/29/2016	D. M. CONSTRUCTION CORP.	CHK	O/S	\$11,974.31
34548	05/19/2016	DEPT OF BUSINESS & PROF. REGULAT	CHK	CLR	\$125.00
34481	05/04/2016	DESOTO AUTOMOTIVE ENTERPRISES I	CHK	CLR	\$28,633.45
34616	06/02/2016	DESOTO AUTOMOTIVE INC.	CHK	CLR	\$583.58
34617	06/02/2016	DESOTO AUTOMOTOVE ENTERPRISES	CHK	CLR	\$742.95
34479	05/04/2016	DESOTO COUNTY	CHK	CLR	\$66,333.33
34632	06/02/2016	DESOTO COUNTY	CHK	CLR	\$66,333.33
34759	06/29/2016	DESOTO COUNTY	CHK	O/S	\$66,333.33
34480	05/04/2016	DESOTO COUNTY WATER UTILITY	CHK	CLR	\$1,950.18
34780	06/29/2016	DESOTO CTY BRD OF CTY COMMISSIO	CHK	O/S	\$50.00
34570	05/19/2016	DEX IMAGING	CHK	CLR	\$1,131.50
34647	06/02/2016	DEX IMAGING	CHK	CLR	\$8.00
34725	06/17/2016	DEX IMAGING	CHK	CLR	\$864.50
34773	06/29/2016	DEX IMAGING	CHK	O/S	\$252.88
34482	05/04/2016	DIANE R. SALZ	CHK	CLR	\$3,750.00
34833	06/02/2016	DIANE R. SALZ	CHK	CLR	\$3,750.00
34706	06/17/2016	DILLER-BROWN & ASSOC. INC.	CHK	CLR	\$538.28
34513	05/19/2016	DMS-FINANCIAL MGMT SERVICES	CHK	CLR	\$194.76
34686	06/17/2016	DMS-FINANCIAL MGMT SERVICES	CHK	CLR	\$336.34
34738	06/29/2016	DMS-FINANCIAL MGMT SERVICES	CHK	O/S	\$10.02
34549	05/19/2016	DOMINION EXTERMINATORS	CHK	CLR	\$130.00
34661	06/03/2016	DON GASGARTHS CHARLOTTE COUNT	CHK	CLR	\$23,097.00
34707	06/17/2016	Doug Morton	CHK	O/S	\$172.64
34551	05/19/2016	E.F. GAINES SURVEYING SERVICES, IN	CHK	CLR	\$6,200.00
34483	05/04/2016	EARTH BALANCE	CHK	CLR	\$522.05
34550	05/19/2016	EARTH BALANCE	CHK	CLR	\$51,127.55
34708	06/17/2016	EARTH BALANCE	CHK	CLR	\$8,694.69
34762	06/29/2016	EARTH BALANCE	CHK	O/S	\$2,226.75
34684	06/17/2016	ENDRESS+HAUSER, INC.	CHK	CLR	\$1,000.00
34485	05/04/2016	ENGINEERING PERFORMANCE SOLUTI	CHK	CLR	\$14,495.00
34484	05/04/2016	ENVIRONMENTAL PR GROUP	CHK	CLR	\$22,810.97
34634	06/02/2016	ENVIRONMENTAL PR GROUP	CHK	CLR	\$42,000.00
34467	05/04/2016	EUROFINS EATON ANALYTICAL, INC.	CHK	CLR	\$395.00
34685	06/17/2016	EUROFINS EATON ANALYTICAL, INC.	CHK	CLR	\$395.00
34746	06/29/2016	EUROFINS EATON ANALYTICAL, INC.	CHK	O/S	\$395.00
34451	05/04/2016	FEDERAL EXPRESS	CHK	CLR	\$11.61
34515	05/19/2016	FEDERAL EXPRESS	CHK	CLR	\$7.17
34591	06/02/2016	FEDERAL EXPRESS	CHK	CLR	\$22.73
34670	06/17/2016	FEDERAL EXPRESS	CHK	O/S	\$54.73
34740	06/29/2016	FEDERAL EXPRESS	CHK	O/S	\$21.01
34461	05/04/2016	FEI-FT.MYERS WATERWORKS #127	CHK	CLR	\$2,738.43
34604	06/02/2016	FEI-FT.MYERS WATERWORKS #127	CHK	CLR	\$1,465.41
34681	06/17/2016	FEI-FT.MYERS WATERWORKS #127	CHK	CLR	\$2,615.14
34743	06/29/2016	FEI-FT.MYERS WATERWORKS #127	CHK	O/S	\$221.60
34452	05/04/2016	FISHER SCIENTIFIC	CHK	CLR	\$40.82
34518	05/19/2016	FISHER SCIENTIFIC	CHK	CLR	\$1,814.05
34673	06/17/2016	FISHER SCIENTIFIC	CHK	CLR	\$1,228.18
34486	05/04/2016	FL ASSOC. FOR WATER QUALITY CONT	CHK	CLR	\$1,200.00
34621	06/02/2016	FLORIDA DEPARTMENT OF STATE	CHK	CLR	\$29.12
34709	06/17/2016	FLORIDA DEPT OF TRANSPORTATION	CHK	O/S	\$7.09
FRSAPR16	05/04/2016	FLORIDA DIVISION OF RETIREMENT	CHK	CLR	\$34,029.94
FRSMAY2016	06/03/2016	FLORIDA DIVISION OF RETIREMENT	CHK	CLR	\$22,674.55
JUNE16FRS	06/30/2016	FLORIDA DIVISION OF RETIREMENT	CHK	CLR	\$22,598.76
34487	05/04/2016	FLORIDA POWER & LIGHT COMPANY	CHK	CLR	\$16.47
34552	05/19/2016	FLORIDA POWER & LIGHT COMPANY	CHK	CLR	\$4,555.36

PEACE RIVER MANASOTA REGIONAL WATER SUPPLY AUTHORITY

CHECK REGISTER: MAY & JUNE 2016

Alphabetically by Vendor

Bank Code:		PUBLIC FUNDS INTEREST CHECKING			Current Balance:	\$3,804,518.79
Document#	Date	Payee Name / Description	Type	Status	Amount	
34636	06/02/2016	FLORIDA POWER & LIGHT COMPANY	CHK	CLR	\$107,476.23	
34763	06/29/2016	FLORIDA POWER & LIGHT COMPANY	CHK	O/S	\$99,777.43	
34710	06/17/2016	FLOWMASTER PETROLEUM SERVICES	CHK	CLR	\$1,775.00	
34464	05/04/2016	FLUID CONTROL SPECIALTIES, INC.	CHK	CLR	\$2,006.00	
34609	06/02/2016	FLUID CONTROL SPECIALTIES, INC.	CHK	CLR	\$495.00	
34764	06/29/2016	FORDYCE RITZ	CHK	O/S	\$86.00	
34635	06/02/2016	FORT BEND SERVICES, INC.	CHK	CLR	\$11,776.00	
34553	05/19/2016	FRONTIER COMMUNICATIONS	CHK	CLR	\$214.99	
34711	06/17/2016	FRONTIER COMMUNICATIONS	CHK	CLR	\$214.99	
34555	05/19/2016	GARNEY COMPANIES INC.	CHK	CLR	\$194,520.00	
34554	05/19/2016	GOODYEAR AUTO SERVICE CENTER	CHK	CLR	\$1,232.58	
34690	06/17/2016	GRAINGER	CHK	CLR	\$2,406.65	
34608	06/02/2016	GRAYBAR	CHK	CLR	\$1,444.83	
34683	06/17/2016	GRAYBAR	CHK	CLR	\$740.57	
34637	06/02/2016	G-TEC EQUIPMENT SVCS, LLC	CHK	CLR	\$1,170.00	
34521	05/19/2016	HACH COMPANY	CHK	CLR	\$3,363.64	
34595	06/02/2016	HACH COMPANY	CHK	CLR	\$335.17	
34675	06/17/2016	HACH COMPANY	CHK	CLR	\$3,971.57	
34556	05/19/2016	HALFACRE CONSTRUCTION COMPANY	CHK	CLR	\$31,480.00	
34638	06/02/2016	HALFACRE CONSTRUCTION COMPANY	CHK	CLR	\$28,377.00	
34459	05/04/2016	HDR ENGINEERING INC.	CHK	CLR	\$3,172.70	
34600	06/02/2016	HDR ENGINEERING INC.	CHK	CLR	\$36,044.90	
34741	06/29/2016	HDR ENGINEERING INC.	CHK	O/S	\$2,550.15	
34747	06/29/2016	HERALD TRIBUNE	CHK	O/S	\$310.13	
34680	06/17/2016	HERTZ EQUIPMENT RENTAL CORPORA	CHK	CLR	\$2,406.88	
34527	05/19/2016	HIME PHOTOGRAPHY	CHK	CLR	\$450.00	
34458	05/04/2016	HOME DEPOT	CHK	CLR	\$652.88	
34523	05/19/2016	HOME DEPOT	CHK	CLR	\$264.97	
34599	06/02/2016	HOME DEPOT	CHK	CLR	\$219.70	
34678	06/17/2016	HOME DEPOT	CHK	CLR	\$182.34	
34615	06/02/2016	HUDSON PUMP	CHK	CLR	\$1,214.67	
34687	06/17/2016	HUDSON PUMP	CHK	CLR	\$1,470.03	
34557	05/19/2016	HVMI, LLC	CHK	CLR	\$9,844.42	
34639	06/02/2016	HVMI, LLC	CHK	CLR	\$3,600.00	
34712	06/17/2016	HVMI, LLC	CHK	CLR	\$12,658.40	
34766	06/29/2016	INDUSTRIAL CONTROLS DISTRIBUTOR	CHK	O/S	\$592.94	
34640	06/02/2016	J. H. HAM ENGINEERING INC.	CHK	CLR	\$12,493.00	
34559	05/19/2016	JANICKI ENVIRONMENTAL, INC.	CHK	CLR	\$35,376.00	
34715	06/17/2016	JANICKI ENVIRONMENTAL, INC.	CHK	CLR	\$27,039.00	
34558	05/19/2016	JAN-PRO CLEANING SYSTEMS OF SW	CHK	CLR	\$495.00	
34714	06/17/2016	JAN-PRO CLEANING SYSTEMS OF SW	CHK	CLR	\$555.00	
34489	05/04/2016	JAN-PRO OF MANASOTA	CHK	CLR	\$249.00	
34713	06/17/2016	JAN-PRO OF MANASOTA	CHK	CLR	\$249.00	
34560	05/19/2016	JOHNSON ENGINEERING, INC.	CHK	CLR	\$2,485.00	
34490	05/04/2016	KEETON'S OFFICE & ART SUPPLY	CHK	CLR	\$1,606.89	
34561	05/19/2016	KEETON'S OFFICE & ART SUPPLY	CHK	CLR	\$1,573.50	
34641	06/02/2016	KEETON'S OFFICE & ART SUPPLY	CHK	CLR	\$1,418.99	
34716	06/17/2016	KEETON'S OFFICE & ART SUPPLY	CHK	CLR	\$669.39	
34767	06/29/2016	KEETON'S OFFICE & ART SUPPLY	CHK	O/S	\$970.79	
34564	05/19/2016	KEVIN MORRIS	CHK	CLR	\$580.00	
34770	06/29/2016	KEVIN MORRIS	CHK	O/S	\$729.39	
34491	05/04/2016	KING ENGINEERING ASSOCIATES INC.	CHK	CLR	\$5,139.25	
34717	06/17/2016	KING ENGINEERING ASSOCIATES INC.	CHK	CLR	\$5,558.35	
34768	06/29/2016	KING ENGINEERING ASSOCIATES INC.	CHK	O/S	\$4,658.84	
34456	05/04/2016	KINGSWAY ACE HARDWARE	CHK	CLR	\$142.56	

PEACE RIVER MANASOTA REGIONAL WATER SUPPLY AUTHORITY

CHECK REGISTER: MAY & JUNE 2016

Alphabetically by Vendor

Bank Code:		PUBLIC FUNDS INTEREST CHECKING			Current Balance:	\$3,804,518.79
Document	Date	Payee Name / Description	Type	Status	Amount	
34522	05/19/2016	KINGSWAY ACE HARDWARE	CHK	CLR	\$153.44	
34596	06/02/2016	KINGSWAY ACE HARDWARE	CHK	CLR	\$163.32	
34676	06/17/2016	KINGSWAY ACE HARDWARE	CHK	CLR	\$405.39	
34492	05/04/2016	LINDA BURKE	CHK	CLR	\$45.36	
34769	06/29/2016	LINDA STEWART	CHK	O/S	\$151.11	
34562	05/19/2016	M&M CONTRACTORS INC.	CHK	CLR	\$10,255.34	
34642	06/02/2016	MADER ELECTRIC MOTORS	CHK	CLR	\$1,099.00	
34745	06/29/2016	MAILFINANCE	CHK	O/S	\$299.61	
34718	06/17/2016	MANSON BOLVES DONALDSON, P.A.	CHK	CLR	\$20,834.86	
34493	05/04/2016	McCABE & ASSOCIATES	CHK	CLR	\$2,400.00	
34693	06/17/2016	MCGEE TIRE STORES INC.	CHK	CLR	\$1,127.29	
34677	06/17/2016	MCMaster-CARR SUPPLY CO	CHK	CLR	\$2,299.20	
34494	05/04/2016	MIKE COATES	CHK	CLR	\$315.00	
34563	05/19/2016	MKI SERVICES, INC.	CHK	CLR	\$2,676.61	
34495	05/04/2016	MOBILE-ONE COMMUNICATIONS AND	CHK	CLR	\$2,745.00	
34758	06/29/2016	MORGAN COLACONE	CHK	O/S	\$398.81	
34511	05/19/2016	MSC INDUSTRIAL SUPPLY CO.	CHK	CLR	\$2,574.63	
34585	06/02/2016	MSC INDUSTRIAL SUPPLY CO.	CHK	CLR	\$529.13	
34664	06/17/2016	MSC INDUSTRIAL SUPPLY CO.	CHK	CLR	\$749.20	
34737	06/29/2016	MSC INDUSTRIAL SUPPLY CO.	CHK	O/S	\$2,100.65	
34602	06/02/2016	MWH AMERICAS INC	CHK	CLR	\$52,073.25	
34496	05/04/2016	NAPLES GRAND BEACH RESORT	CHK	CLR	\$520.00	
34468	05/04/2016	NATIONWIDE RETIREMENT SOLUTION	CHK	CLR	\$2,734.07	
34528	05/19/2016	NATIONWIDE RETIREMENT SOLUTION	CHK	CLR	\$2,734.07	
34613	06/02/2016	NATIONWIDE RETIREMENT SOLUTION	CHK	CLR	\$2,734.07	
34686	06/17/2016	NATIONWIDE RETIREMENT SOLUTION	CHK	CLR	\$25.00	
34643	06/02/2016	NATURAL RESOURCES LLC	CHK	CLR	\$22,078.75	
34519	05/19/2016	PAGE MECHANICAL GROUP, INC.	CHK	CLR	\$577.33	
34593	06/02/2016	PAGE MECHANICAL GROUP, INC.	CHK	CLR	\$150.00	
34499	05/04/2016	PEACE RIVER SAIL & POWER SQUADR	CHK	CLR	\$990.00	
34565	05/19/2016	PORT CHARLOTTE LOCK & KEY	CHK	CLR	\$70.00	
34723	06/17/2016	PREFERRED GOVERNMENT INSURANC	CHK	CLR	\$11,306.00	
34508	05/19/2016	PRO-CHEM INC.	CHK	CLR	\$939.51	
34662	06/17/2016	PRO-CHEM INC.	CHK	CLR	\$370.66	
34572	05/19/2016	PROGRESSIVE WATER RESOURCES, L	CHK	CLR	\$5,000.00	
34774	06/29/2016	PROGRESSIVE WATER RESOURCES, L	CHK	O/S	\$450.00	
34571	05/19/2016	PUBLIC RISK INSURANCE AGENCY	CHK	CLR	\$476.00	
34454	05/04/2016	PURVIS GRAY & COMPANY	CHK	CLR	\$5,370.00	
34465	05/04/2016	QUALITY STARTER & ALT SER INC.	CHK	CLR	\$1,260.54	
34649	06/02/2016	RAINTREE IRRIGATION SERVICES	CHK	CLR	\$211.95	
34574	05/19/2016	RANCH PROPERTY HOLDINGS LLC	CHK	CLR	\$12,640.44	
34727	06/17/2016	RANCH PROPERTY HOLDINGS LLC	CHK	O/S	\$12,640.44	
34776	06/29/2016	RAPID SECURITY SOLUTIONS, LLC	CHK	O/S	\$843.50	
34498	05/04/2016	RAY PILON	CHK	CLR	\$3,750.00	
34646	06/02/2016	RAY PILON	CHK	CLR	\$3,750.00	
34775	06/29/2016	RICHARD ANDERSON	CHK	O/S	\$200.00	
34573	05/19/2016	RING POWER CORPORATION	CHK	CLR	\$92,817.40	
34726	06/17/2016	RING POWER CORPORATION	CHK	CLR	\$2,250.00	
34648	06/02/2016	ROSEMOUNT ANALYTICAL, INC.	CHK	CLR	\$2,528.03	
34517	05/19/2016	ROSEMOUNT INC.	CHK	CLR	\$2,422.25	
34529	05/19/2016	SAM'S CLUB	CHK	CLR	\$89.20	
34689	06/17/2016	SAM'S CLUB	CHK	CLR	\$55.42	
34779	06/29/2016	SAMUEL STONE	CHK	O/S	\$164.84	
34462	05/04/2016	SARASOTA HERALD TRIBUNE	CHK	CLR	\$79.75	
34525	05/19/2016	SARASOTA HERALD TRIBUNE	CHK	CLR	\$407.80	

PEACE RIVER MANASOTA REGIONAL WATER SUPPLY AUTHORITY

CHECK REGISTER: MAY & JUNE 2016

Alphabetically by Vendor

Bank Code:	PUBLIC FUNDS INTEREST CHECKING				Current Balance:	\$3,804,518.79
Document#	Date	Payee Name / Description	Type	Status	Amount	
34605	06/02/2016	SARASOTA HERALD TRIBUNE	CHK	CLR	\$96.25	
34682	06/17/2016	SARASOTA HERALD TRIBUNE	CHK	CLR	\$464.50	
34653	06/02/2016	SARASOTA TROPHY & AWARDS INC.	CHK	CLR	\$191.00	
34780	06/29/2016	SARASOTA TROPHY & AWARDS INC.	CHK	O/S	\$105.50	
34644	06/02/2016	SENSIDYNE, LP	CHK	CLR	\$1,581.53	
34577	05/19/2016	SERVICWEAR APPAREL INC.	CHK	CLR	\$179.73	
34771	06/29/2016	SHALINA ODEGARD	CHK	O/S	\$376.67	
34500	05/04/2016	SHEARER CONSULTING INC.	CHK	CLR	\$2,500.00	
34729	06/17/2016	SHEARER CONSULTING INC.	CHK	CLR	\$2,500.00	
34502	05/04/2016	SHERWIN-WILLIAMS	CHK	CLR	\$1,268.61	
34732	06/17/2016	SMITH RANCH & GARDEN, INC.	CHK	CLR	\$599.20	
34778	06/29/2016	SOLARES CONTROLS	CHK	O/S	\$962.28	
34730	06/17/2016	SOUTHWEST MOBILE MECHANIC	CHK	CLR	\$555.97	
34501	05/04/2016	STATE OF FLORIDA DISBURSEMENT U	CHK	CLR	\$993.06	
34575	05/19/2016	STATE OF FLORIDA DISBURSEMENT U	CHK	CLR	\$993.06	
34650	06/02/2016	STATE OF FLORIDA DISBURSEMENT U	CHK	CLR	\$993.06	
34731	06/17/2016	STATE OF FLORIDA DISBURSEMENT U	CHK	CLR	\$993.06	
34777	06/29/2016	STATE OF FLORIDA DISBURSEMENT UNIT	CHK	O/S	\$993.06	
34652	06/02/2016	STRATEGIC PEST CONTROL OF SW FL	CHK	CLR	\$285.00	
34611	06/02/2016	SUNBELT RENTALS	CHK	CLR	\$2,703.14	
34728	06/17/2016	SUNCOAST BUSINESS TECHNOLOGIES	CHK	CLR	\$202.50	
34569	05/19/2016	SUNSHINE STATE ONE CALL OF FL, IN	CHK	CLR	\$44.34	
34724	06/17/2016	SUNSHINE STATE ONE CALL OF FL, IN	CHK	CLR	\$44.34	
34781	06/29/2016	SUPER T	CHK	O/S	\$453.60	
34733	06/17/2016	TEST GAUGE AND BACKFLOW SUPPLY	CHK	CLR	\$434.84	
34654	06/02/2016	THE LAKE DOCTORS, INC.	CHK	CLR	\$2,400.00	
34576	05/19/2016	THE SHIPPING POST	CHK	CLR	\$25.97	
34651	06/02/2016	THE SHIPPING POST	CHK	CLR	\$25.97	
34503	05/04/2016	THE SHORES RESORT & SPA	CHK	CLR	\$540.00	
34450	05/04/2016	THE SUN	CHK	CLR	\$48.62	
34590	06/02/2016	THE SUN	CHK	CLR	\$814.70	
34504	05/04/2016	TKW CONSULTING ENGINEERS, INC.	CHK	CLR	\$1,446.25	
34578	05/19/2016	TKW CONSULTING ENGINEERS, INC.	CHK	CLR	\$14,419.25	
34782	06/29/2016	TKW CONSULTING ENGINEERS, INC.	CHK	O/S	\$5,597.02	
34470	05/04/2016	TOTALFUNDS BY HASLER	CHK	CLR	\$200.00	
34579	05/19/2016	TRACTOR SUPPLY COMPANY	CHK	CLR	\$219.95	
34655	06/02/2016	TRACTOR SUPPLY COMPANY	CHK	CLR	\$199.99	
34606	06/02/2016	TRANSCAT, INC.	CHK	CLR	\$212.49	
34734	06/17/2016	TRINOVA-FLORIDA	CHK	CLR	\$4,235.88	
34587	06/02/2016	TRULY NOLEN BRANCH 079	CHK	CLR	\$178.00	
34581	05/19/2016	U.S. BANK EQUIPMENT FINANCE	CHK	CLR	\$651.31	
34657	06/02/2016	U.S. BANK EQUIPMENT FINANCE	CHK	CLR	\$630.65	
34735	06/17/2016	U.S. BANK EQUIPMENT FINANCE	CHK	O/S	\$288.96	
34784	06/29/2016	U.S. BANK EQUIPMENT FINANCE	CHK	O/S	\$1,193.00	
34583	05/19/2016	U.S. TENT RENTAL INC.	CHK	CLR	\$2,744.50	
34603	06/02/2016	U.S. WATER SERVICES CORPORATION	CHK	CLR	\$9,566.20	
34614	06/02/2016	ULINE	CHK	CLR	\$174.32	
34507	05/04/2016	UNDERWATER ENGINEERING SERVICE	CHK	CLR	\$2,900.00	
34506	05/04/2016	UNITED STATES GEOLOGICAL SURVEY	CHK	CLR	\$7,025.00	
34597	06/02/2016	UNITED STATES PLASTIC CORP.	CHK	CLR	\$280.61	
34505	05/04/2016	UNITED SYSTEMS COMPUTER GROUP	CHK	CLR	\$14,097.50	
34582	05/19/2016	UNITED SYSTEMS COMPUTER GROUP	CHK	CLR	\$3,178.95	
34658	06/02/2016	UNITED SYSTEMS COMPUTER GROUP	CHK	CLR	\$14,097.50	
34736	06/17/2016	UNITED SYSTEMS COMPUTER GROUP	CHK	O/S	\$9,579.36	
34785	06/29/2016	UNITED SYSTEMS COMPUTER GROUP	CHK	O/S	\$4,637.36	

PEACE RIVER MANASOTA REGIONAL WATER SUPPLY AUTHORITY

CHECK REGISTER: MAY & JUNE 2016

Alphabetically by Vendor

Bank Code:		PUBLIC FUNDS INTEREST CHECKING			Current Balance:	\$3,804,518.79
Document	Date	Payee Name / Description	Type	Status	Amount	
34580	05/19/2016	UPS	CHK	CLR	\$40.96	
34656	06/02/2016	UPS	CHK	CLR	\$164.52	
34783	06/29/2016	UPS	CHK	O/S	\$84.42	
34472	05/04/2016	USA BLUEBOOK	CHK	CLR	\$1,981.98	
34531	05/19/2016	USA BLUEBOOK	CHK	CLR	\$641.46	
34619	06/02/2016	USA BLUEBOOK	CHK	CLR	\$186.65	
34691	06/17/2016	USA BLUEBOOK	CHK	CLR	\$593.43	
62416CONTR	06/24/2016	Valic	CHK	CLR	\$4,845.31	
34471	05/04/2016	VOYAGER FLEET SYSTEMS, INC.	CHK	CLR	\$2,018.16	
34618	06/02/2016	VOYAGER FLEET SYSTEMS, INC.	CHK	CLR	\$2,007.47	
34659	06/02/2016	WES TECH ENGINEERING, INC.	CHK	CLR	\$3,132.01	
34660	06/02/2016	WINDEMULLER TECHNICAL SERVICES	CHK	CLR	\$3,750.00	
34516	05/19/2016	WOMACK SANITATION INC.	CHK	CLR	\$298.00	
34672	06/17/2016	WOMACK SANITATION INC.	CHK	CLR	\$750.00	
Check Total					\$3,564,890.97	

PEACE RIVER MANASOTA REGIONAL WATER SUPPLY AUTHORITY

CHECK REGISTER: MAY & JUNE 2016

By Amount Largest to Smallest

Bank Code:		PUBLIC FUNDS INTEREST CHECKING			Current Balance:	\$3,804,518.79
Document	Date	Payee Name / Description	Type	Status	Amount	
	34555	05/19/2016	GARNEY COMPANIES INC.	CHK	CLR	\$194,520.00
	34476	05/04/2016	CHARLOTTE COUNTY UTILITIES	CHK	CLR	\$164,694.84
	34626	06/02/2016	CHARLOTTE COUNTY UTILITIES	CHK	CLR	\$164,694.84
	34754	06/29/2016	CHARLOTTE COUNTY UTILITIES	CHK	O/S	\$164,694.84
	34757	06/29/2016	CROM ENGINEERING & CONSTRUCTIO	CHK	O/S	\$121,344.30
	34702	06/17/2016	CABOT CORPORATION	CHK	CLR	\$109,417.00
	34636	06/02/2016	FLORIDA POWER & LIGHT COMPANY	CHK	CLR	\$107,476.23
	34763	06/29/2016	FLORIDA POWER & LIGHT COMPANY	CHK	O/S	\$99,777.43
	34573	05/19/2016	RING POWER CORPORATION	CHK	CLR	\$92,817.40
	34722	06/17/2016	C & S CHEMICALS INC.	CHK	CLR	\$87,975.82
	34629	06/02/2016	CROM ENGINEERING & CONSTRUCTIO	CHK	CLR	\$77,099.04
	34546	05/19/2016	CROM ENGINEERING & CONSTRUCTIO	CHK	CLR	\$72,132.66
	34756	06/29/2016	CHARLOTTE COUNTY BD OF COMMISS	CHK	O/S	\$68,432.48
	34628	06/02/2016	CHARLOTTE COUNTY BD OF COMMISS	CHK	CLR	\$67,515.45
	34478	05/04/2016	CHARLOTTE COUNTY BD OF COMMISS	CHK	CLR	\$66,854.41
	34763	06/29/2016	CABOT CORPORATION	CHK	O/S	\$66,506.00
	34479	05/04/2016	DESOTO COUNTY	CHK	CLR	\$66,333.33
	34632	06/02/2016	DESOTO COUNTY	CHK	CLR	\$66,333.33
	34759	06/29/2016	DESOTO COUNTY	CHK	O/S	\$66,333.33
	34568	05/19/2016	C & S CHEMICALS INC.	CHK	CLR	\$66,060.07
	34669	06/17/2016	ALLIED UNIVERSAL CORP.	CHK	CLR	\$52,649.12
	34602	06/02/2016	MWH AMERICAS INC	CHK	CLR	\$52,073.25
	34550	05/19/2016	EARTH BALANCE	CHK	CLR	\$51,127.55
	34514	05/19/2016	ALLIED UNIVERSAL CORP.	CHK	CLR	\$50,381.11
	34544	05/19/2016	CABOT CORPORATION	CHK	CLR	\$45,111.00
	34634	06/02/2016	ENVIRONMENTAL PR GROUP	CHK	CLR	\$42,000.00
	34749	06/29/2016	AGILENT TECHNOLOGIES, INC.	CHK	O/S	\$41,183.50
	34667	06/17/2016	AA ELECTRIC SE INC.	CHK	CLR	\$37,487.80
	34600	06/02/2016	HDR ENGINEERING INC.	CHK	CLR	\$36,044.90
	34559	05/19/2016	JANICKI ENVIRONMENTAL, INC.	CHK	CLR	\$35,376.00
FRSAPR16		05/04/2016	FLORIDA DIVISION OF RETIREMENT	CHK	CLR	\$34,029.94
	34556	05/19/2016	HALFACRE CONSTRUCTION COMPANY	CHK	CLR	\$31,480.00
	34545	05/19/2016	CARTER & VERPLANCK, INC.	CHK	CLR	\$29,961.30
	34481	05/04/2016	DESOTO AUTOMOTIVE ENTERPRISES I	CHK	CLR	\$28,633.45
	34638	06/02/2016	HALFACRE CONSTRUCTION COMPANY	CHK	CLR	\$28,377.00
	34715	06/17/2016	JANICKI ENVIRONMENTAL, INC.	CHK	CLR	\$27,039.00
PRTX52716		05/27/2016	BANK OF AMERICA-TAX EXPRESS	CHK	CLR	\$26,258.84
	34589	06/02/2016	ALLIED UNIVERSAL CORP.	CHK	CLR	\$25,268.39
PRTX61016		06/10/2016	BANK OF AMERICA-TAX EXPRESS	CHK	CLR	\$24,999.46
PRTX62416		06/24/2016	BANK OF AMERICA-TAX EXPRESS	CHK	CLR	\$24,193.29
PRTX51316		05/13/2016	BANK OF AMERICA-TAX EXPRESS	CHK	CLR	\$23,996.27
	34645	06/02/2016	C & S CHEMICALS INC.	CHK	CLR	\$23,469.23
	34772	06/29/2016	C & S CHEMICALS INC.	CHK	O/S	\$23,456.28
	34661	06/03/2016	DON GASGARHS CHARLOTTE COUNT	CHK	CLR	\$23,097.00
	34739	06/29/2016	ALLIED UNIVERSAL CORP.	CHK	O/S	\$22,929.70
	34484	05/04/2016	ENVIRONMENTAL PR GROUP	CHK	CLR	\$22,810.97
FRSMAY2016		06/03/2016	FLORIDA DIVISION OF RETIREMENT	CHK	CLR	\$22,674.55
JUNE16FRS		06/30/2016	FLORIDA DIVISION OF RETIREMENT	CHK	CLR	\$22,598.76
	34643	06/02/2016	NATURAL RESOURCES LLC	CHK	CLR	\$22,078.75
	34475	05/04/2016	CABOT NORIT AMERICAS INC	CHK	CLR	\$21,329.00
	34718	06/17/2016	MANSON BOLVES DONALDSON, P.A.	CHK	CLR	\$20,834.86
	34497	05/04/2016	C & S CHEMICALS INC.	CHK	CLR	\$19,623.89
	34485	05/04/2016	ENGINEERING PERFORMANCE SOLUTI	CHK	CLR	\$14,495.00
	34578	05/19/2016	TKW CONSULTING ENGINEERS, INC.	CHK	CLR	\$14,419.25
	34505	05/04/2016	UNITED SYSTEMS COMPUTER GROUP	CHK	CLR	\$14,097.50

PEACE RIVER MANASOTA REGIONAL WATER SUPPLY AUTHORITY

CHECK REGISTER: MAY & JUNE 2016

By Amount Largest to Smallest

Bank Code:		PUBLIC FUNDS INTEREST CHECKING			Current Balance:	\$3,804,518.79
Document	Date	Payee Name / Description	Type	Status	Amount	
34658	06/02/2016	UNITED SYSTEMS COMPUTER GROUP	CHK	CLR	\$14,097.50	
34712	06/17/2016	HVMI, LLC	CHK	CLR	\$12,658.40	
34574	05/19/2016	RANCH PROPERTY HOLDINGS LLC	CHK	CLR	\$12,640.44	
34727	06/17/2016	RANCH PROPERTY HOLDINGS LLC	CHK	O/S	\$12,640.44	
34640	06/02/2016	J. H. HAM ENGINEERING INC.	CHK	CLR	\$12,493.00	
34761	06/29/2016	D. M. CONSTRUCTION CORP.	CHK	O/S	\$11,974.31	
34635	06/02/2016	FORT BEND SERVICES, INC.	CHK	CLR	\$11,776.00	
34723	06/17/2016	PREFERRED GOVERNMENT INSURANC	CHK	CLR	\$11,306.00	
34537	05/19/2016	ATKINS NORTH AMERICA, INC.	CHK	CLR	\$11,157.79	
34562	05/19/2016	M&M CONTRACTORS INC.	CHK	CLR	\$10,255.34	
34557	05/19/2016	HVMI, LLC	CHK	CLR	\$9,844.42	
34736	06/17/2016	UNITED SYSTEMS COMPUTER GROUP	CHK	O/S	\$9,579.36	
34603	06/02/2016	U.S. WATER SERVICES CORPORATION	CHK	CLR	\$9,566.20	
34765	06/29/2016	AIRGAS SPECIALTY PRODUCTS	CHK	O/S	\$8,910.84	
34708	06/17/2016	EARTH BALANCE	CHK	CLR	\$8,694.69	
34547	05/19/2016	CH2M HILL ENGINEERS INC.	CHK	CLR	\$7,518.76	
34752	06/29/2016	BENCHMARK ENVIROANALYTICAL INC	CHK	O/S	\$7,337.85	
34625	06/02/2016	BENCHMARK ENVIROANALYTICAL INC	CHK	CLR	\$7,157.70	
34506	05/04/2016	UNITED STATES GEOLOGICAL SURVEY	CHK	CLR	\$7,025.00	
34489	05/04/2016	CUMMINS POWER SOUTH	CHK	CLR	\$6,930.40	
34622	06/02/2016	AAA SCHWARTZ ROOFING INC.	CHK	CLR	\$6,500.00	
34551	05/19/2016	E.F. GAINES SURVEYING SERVICES, IN	CHK	CLR	\$6,200.00	
34782	06/29/2016	TKW CONSULTING ENGINEERS, INC.	CHK	O/S	\$5,597.02	
34717	06/17/2016	KING ENGINEERING ASSOCIATES INC.	CHK	CLR	\$5,556.35	
34454	05/04/2016	PURVIS GRAY & COMPANY	CHK	CLR	\$5,370.00	
34750	06/29/2016	ATKINS NORTH AMERICA, INC.	CHK	O/S	\$5,363.14	
34491	05/04/2016	KING ENGINEERING ASSOCIATES INC.	CHK	CLR	\$5,139.25	
34477	05/04/2016	CHARLOTTE COUNTY BCC - LANDFILL	CHK	CLR	\$5,121.21	
34572	05/19/2016	PROGRESSIVE WATER RESOURCES, L	CHK	CLR	\$5,000.00	
62416CONTR	06/24/2016	Valic	CHK	CLR	\$4,845.31	
34755	06/29/2016	CHARLOTTE COUNTY BCC - LANDFILL	CHK	O/S	\$4,821.87	
34768	06/29/2016	KING ENGINEERING ASSOCIATES INC.	CHK	O/S	\$4,658.84	
34785	06/29/2016	UNITED SYSTEMS COMPUTER GROUP	CHK	O/S	\$4,637.36	
34552	05/19/2016	FLORIDA POWER & LIGHT COMPANY	CHK	CLR	\$4,555.36	
34530	05/19/2016	AWC, INC.	CHK	CLR	\$4,380.00	
34734	06/17/2016	TRINOVA-FLORIDA	CHK	CLR	\$4,235.88	
34488	05/04/2016	AIRGAS SPECIALTY PRODUCTS	CHK	CLR	\$4,145.69	
34627	06/02/2016	CHARLOTTE COUNTY BCC - LANDFILL	CHK	CLR	\$4,036.38	
34675	06/17/2016	HACH COMPANY	CHK	CLR	\$3,971.57	
34482	05/04/2016	DIANE R. SALZ	CHK	CLR	\$3,750.00	
34633	06/02/2016	DIANE R. SALZ	CHK	CLR	\$3,750.00	
34498	05/04/2016	RAY PILON	CHK	CLR	\$3,750.00	
34646	06/02/2016	RAY PILON	CHK	CLR	\$3,750.00	
34660	06/02/2016	WINDEMULLER TECHNICAL SERVICES	CHK	CLR	\$3,750.00	
34639	06/02/2016	HVMI, LLC	CHK	CLR	\$3,600.00	
34703	06/17/2016	CROM ENGINEERING & CONSTRUCTIO	CHK	CLR	\$3,510.00	
34521	05/19/2016	HACH COMPANY	CHK	CLR	\$3,363.64	
34700	06/17/2016	BENCHMARK ENVIROANALYTICAL INC	CHK	CLR	\$3,350.80	
34582	05/19/2016	UNITED SYSTEMS COMPUTER GROUP	CHK	CLR	\$3,178.95	
34459	05/04/2016	HDR ENGINEERING INC.	CHK	CLR	\$3,172.70	
34612	06/02/2016	BUSINESS CARD	CHK	CLR	\$3,172.09	
34659	06/02/2016	WES TECH ENGINEERING, INC.	CHK	CLR	\$3,132.01	
34463	05/04/2016	COLE-PARMER INSTRUMENT CO.	CHK	CLR	\$2,984.78	
34507	05/04/2016	UNDERWATER ENGINEERING SERVICE	CHK	CLR	\$2,900.00	
34466	05/04/2016	ALFA LAVAL INC.	CHK	CLR	\$2,890.00	

PEACE RIVER MANASOTA REGIONAL WATER SUPPLY AUTHORITY

CHECK REGISTER: MAY & JUNE 2016

By Amount Largest to Smallest

Bank Code:		PUBLIC FUNDS INTEREST CHECKING			Current Balance:	\$3,804,518.79
Document	Date	Payee Name / Description	Type	Status	Amount	
34674	06/17/2016	ANIXTER INC.	CHK	CLR	\$2,866.30	
34542	05/19/2016	BENCHMARK ENVIROANALYTICAL INC	CHK	CLR	\$2,860.90	
34485	05/04/2016	MOBILE-ONE COMMUNICATIONS AND	CHK	CLR	\$2,745.00	
34583	05/19/2016	U.S. TENT RENTAL INC.	CHK	CLR	\$2,744.50	
34461	05/04/2016	FEI-FT.MYERS WATERWORKS #127	CHK	CLR	\$2,738.43	
34474	05/04/2016	BENCHMARK ENVIROANALYTICAL INC	CHK	CLR	\$2,734.95	
34468	05/04/2016	NATIONWIDE RETIREMENT SOLUTION	CHK	CLR	\$2,734.07	
34528	05/19/2016	NATIONWIDE RETIREMENT SOLUTION	CHK	CLR	\$2,734.07	
34613	06/02/2016	NATIONWIDE RETIREMENT SOLUTION	CHK	CLR	\$2,734.07	
34611	06/02/2016	SUNBELT RENTALS	CHK	CLR	\$2,703.14	
34563	05/19/2016	MKI SERVICES, INC.	CHK	CLR	\$2,676.61	
34681	06/17/2016	FEI-FT.MYERS WATERWORKS #127	CHK	CLR	\$2,615.14	
34511	05/19/2016	MSC INDUSTRIAL SUPPLY CO.	CHK	CLR	\$2,574.63	
34741	06/29/2016	HDR ENGINEERING INC.	CHK	O/S	\$2,550.15	
34648	06/02/2016	ROSEMOUNT ANALYTICAL, INC.	CHK	CLR	\$2,528.03	
34500	05/04/2016	SHEARER CONSULTING INC.	CHK	CLR	\$2,500.00	
34729	06/17/2016	SHEARER CONSULTING INC.	CHK	CLR	\$2,500.00	
34560	05/19/2016	JOHNSON ENGINEERING, INC.	CHK	CLR	\$2,485.00	
34539	05/19/2016	B&D INDUSTRIAL	CHK	CLR	\$2,437.16	
34517	05/19/2016	ROSEMOUNT INC.	CHK	CLR	\$2,422.25	
34680	06/17/2016	HERTZ EQUIPMENT RENTAL CORPORA	CHK	CLR	\$2,406.88	
34690	06/17/2016	GRAINGER	CHK	CLR	\$2,406.65	
34493	05/04/2016	McCABE & ASSOCIATES	CHK	CLR	\$2,400.00	
34654	06/02/2016	THE LAKE DOCTORS, INC.	CHK	CLR	\$2,400.00	
34677	06/17/2016	MCMaster-CARR SUPPLY CO	CHK	CLR	\$2,299.20	
34695	06/17/2016	ALLIED ELECTRONICS, INC.	CHK	CLR	\$2,295.19	
34536	05/19/2016	ARGILA ENTERPRISES, INC.	CHK	CLR	\$2,250.00	
34726	06/17/2016	RING POWER CORPORATION	CHK	CLR	\$2,250.00	
34762	06/29/2016	EARTH BALANCE	CHK	O/S	\$2,226.75	
34737	06/29/2016	MSC INDUSTRIAL SUPPLY CO.	CHK	O/S	\$2,100.65	
34471	05/04/2016	VOYAGER FLEET SYSTEMS, INC.	CHK	CLR	\$2,018.16	
34618	06/02/2016	VOYAGER FLEET SYSTEMS, INC.	CHK	CLR	\$2,007.47	
34464	05/04/2016	FLUID CONTROL SPECIALTIES, INC.	CHK	CLR	\$2,006.00	
34472	05/04/2016	USA BLUEBOOK	CHK	CLR	\$1,981.98	
34480	05/04/2016	DESOTO COUNTY WATER UTILITY	CHK	CLR	\$1,950.18	
34588	06/02/2016	AA ELECTRIC SE INC.	CHK	CLR	\$1,874.25	
34610	06/02/2016	BUSINESS CARD	CHK	CLR	\$1,816.53	
34518	05/19/2016	FISHER SCIENTIFIC	CHK	CLR	\$1,814.05	
34710	06/17/2016	FLOWMASTER PETROLEUM SERVICES	CHK	CLR	\$1,775.00	
34490	05/04/2016	KEETON'S OFFICE & ART SUPPLY	CHK	CLR	\$1,606.69	
34644	06/02/2016	SENSIDYNE, LP	CHK	CLR	\$1,581.53	
34561	05/19/2016	KEETON'S OFFICE & ART SUPPLY	CHK	CLR	\$1,573.50	
34520	05/19/2016	BOB DEAN SUPPLY INC	CHK	CLR	\$1,535.25	
34620	06/02/2016	CENTURYLINK	CHK	CLR	\$1,490.80	
34473	05/04/2016	CENTURYLINK	CHK	CLR	\$1,490.75	
34748	06/29/2016	CENTURYLINK	CHK	O/S	\$1,488.35	
34687	06/17/2016	HUDSON PUMP	CHK	CLR	\$1,470.03	
34604	06/02/2016	FEI-FT.MYERS WATERWORKS #127	CHK	CLR	\$1,465.41	
34504	05/04/2016	TKW CONSULTING ENGINEERS, INC.	CHK	CLR	\$1,446.25	
34608	06/02/2016	GRAYBAR	CHK	CLR	\$1,444.83	
34641	06/02/2016	KEETON'S OFFICE & ART SUPPLY	CHK	CLR	\$1,418.99	
34502	05/04/2016	SHERWIN-WILLIAMS	CHK	CLR	\$1,268.61	
34594	06/02/2016	ANIXTER INC.	CHK	CLR	\$1,264.77	
34465	05/04/2016	QUALITY STARTER & ALT SER INC.	CHK	CLR	\$1,260.54	
34554	05/19/2016	GOODYEAR AUTO SERVICE CENTER	CHK	CLR	\$1,232.58	

PEACE RIVER MANASOTA REGIONAL WATER SUPPLY AUTHORITY

CHECK REGISTER: MAY & JUNE 2016

By Amount Largest to Smallest

Bank Code:		PUBLIC FUNDS INTEREST CHECKING			Current Balance:	\$3,804,518.79
Document	Date	Payee Name / Description	Type	Status	Amount	
34673	06/17/2016	FISHER SCIENTIFIC	CHK	CLR	\$1,228.18	
34615	06/02/2016	HUDSON PUMP	CHK	CLR	\$1,214.67	
34486	05/04/2016	FL ASSOC. FOR WATER QUALITY CONT	CHK	CLR	\$1,200.00	
34784	06/29/2016	U.S. BANK EQUIPMENT FINANCE	CHK	O/S	\$1,193.00	
34637	06/02/2016	G-TEC EQUIPMENT SVCS, LLC	CHK	CLR	\$1,170.00	
34601	06/02/2016	BUSINESS CARD	CHK	CLR	\$1,136.37	
34570	05/19/2016	DEX IMAGING	CHK	CLR	\$1,131.50	
34693	06/17/2016	MCGEE TIRE STORES INC.	CHK	CLR	\$1,127.29	
34642	06/02/2016	MADER ELECTRIC MOTORS	CHK	CLR	\$1,099.00	
34540	05/19/2016	BANKS ENGINEERING	CHK	CLR	\$1,050.00	
34684	06/17/2016	ENDRESS+HAUSER, INC.	CHK	CLR	\$1,000.00	
34501	05/04/2016	STATE OF FLORIDA DISBURSEMENT U	CHK	CLR	\$993.06	
34575	05/19/2016	STATE OF FLORIDA DISBURSEMENT U	CHK	CLR	\$993.06	
34650	06/02/2016	STATE OF FLORIDA DISBURSEMENT U	CHK	CLR	\$993.06	
34731	06/17/2016	STATE OF FLORIDA DISBURSEMENT U	CHK	CLR	\$993.06	
34777	06/29/2016	STATE OF FLORIDA DISBURSEMENT UNIT	CHK	O/S	\$993.06	
34499	05/04/2016	PEACE RIVER SAIL & POWER SQUADR	CHK	CLR	\$990.00	
34584	06/02/2016	CIMTEC AUTOMATION, LLC	CHK	CLR	\$974.95	
34767	06/29/2016	KEETON'S OFFICE & ART SUPPLY	CHK	O/S	\$970.79	
34778	06/29/2016	SOLARES CONTROLS	CHK	O/S	\$962.29	
34598	06/02/2016	BUSINESS CARD	CHK	CLR	\$961.80	
34508	05/19/2016	PRO-CHEM INC.	CHK	CLR	\$939.51	
34509	05/19/2016	CIMTEC AUTOMATION, LLC	CHK	CLR	\$881.86	
34534	05/19/2016	ALLIED ELECTRONICS, INC.	CHK	CLR	\$865.63	
34725	06/17/2016	DEX IMAGING	CHK	CLR	\$864.50	
34776	06/29/2016	RAPID SECURITY SOLUTIONS, LLC	CHK	O/S	\$843.50	
34510	05/19/2016	BLUSITE SOLUTIONS OF SOUTHWEST	CHK	CLR	\$838.00	
34657	06/02/2016	U.S. BANK EQUIPMENT FINANCE	CHK	CLR	\$830.65	
34590	06/02/2016	THE SUN	CHK	CLR	\$814.70	
34533	05/19/2016	AMERICAN AUTO BODY	CHK	CLR	\$812.38	
34457	05/04/2016	BUSINESS CARD	CHK	CLR	\$767.21	
34672	06/17/2016	WOMACK SANITATION INC.	CHK	CLR	\$750.00	
34664	06/17/2016	MSC INDUSTRIAL SUPPLY CO.	CHK	CLR	\$749.20	
34688	06/17/2016	CUMMINS POWER SOUTH	CHK	CLR	\$746.10	
34617	06/02/2016	DESOTO AUTOMOTOVE ENTERPRISES	CHK	CLR	\$742.95	
34683	06/17/2016	GRAYBAR	CHK	CLR	\$740.57	
34770	06/29/2016	KEVIN MORRIS	CHK	O/S	\$729.39	
34716	06/17/2016	KEETON'S OFFICE & ART SUPPLY	CHK	CLR	\$669.39	
34751	06/29/2016	AWWA	CHK	O/S	\$654.00	
34458	05/04/2016	HOME DEPOT	CHK	CLR	\$652.88	
34581	05/19/2016	U.S. BANK EQUIPMENT FINANCE	CHK	CLR	\$651.31	
34531	05/19/2016	USA BLUEBOOK	CHK	CLR	\$641.46	
34732	06/17/2016	SMITH RANCH & GARDEN, INC.	CHK	CLR	\$599.20	
34691	06/17/2016	USA BLUEBOOK	CHK	CLR	\$593.43	
34766	06/29/2016	INDUSTRIAL CONTROLS DISTRIBUTOR	CHK	O/S	\$592.94	
34742	06/29/2016	BUSINESS CARD	CHK	O/S	\$589.99	
34616	06/02/2016	DESOTO AUTOMOTIVE INC.	CHK	CLR	\$583.58	
34564	05/19/2016	KEVIN MORRIS	CHK	CLR	\$580.00	
34519	05/19/2016	PAGE MECHANICAL GROUP, INC.	CHK	CLR	\$577.33	
34679	06/17/2016	CINTAS	CHK	CLR	\$560.00	
34730	06/17/2016	SOUTHWEST MOBILE MECHANIC	CHK	CLR	\$555.97	
34714	06/17/2016	JAN-PRO CLEANING SYSTEMS OF SW	CHK	CLR	\$555.00	
34503	05/04/2016	THE SHORES RESORT & SPA	CHK	CLR	\$540.00	
34706	06/17/2016	DILLER-BROWN & ASSOC. INC.	CHK	CLR	\$538.28	
34585	06/02/2016	MSC INDUSTRIAL SUPPLY CO.	CHK	CLR	\$529.13	

PEACE RIVER MANASOTA REGIONAL WATER SUPPLY AUTHORITY

CHECK REGISTER: MAY & JUNE 2016

By Amount Largest to Smallest

Bank Code:		PUBLIC FUNDS INTEREST CHECKING			Current Balance:	\$3,804,518.79
Document #	Date	Payee Name / Description	Type	Status	Amount	
34586	06/02/2016	CINTAS	CHK	CLR	\$528.31	
34483	05/04/2016	EARTH BALANCE	CHK	CLR	\$522.05	
34496	05/04/2016	NAPLES GRAND BEACH RESORT	CHK	CLR	\$520.00	
34460	05/04/2016	BUSINESS CARD	CHK	CLR	\$501.44	
34609	06/02/2016	FLUID CONTROL SPECIALTIES, INC.	CHK	CLR	\$495.00	
34558	05/19/2016	JAN-PRO CLEANING SYSTEMS OF SW	CHK	CLR	\$495.00	
34571	05/19/2016	PUBLIC RISK INSURANCE AGENCY	CHK	CLR	\$476.00	
34682	06/17/2016	SARASOTA HERALD TRIBUNE	CHK	CLR	\$464.50	
34704	06/17/2016	COMPLIANCE SIGNS	CHK	CLR	\$454.00	
34781	06/29/2016	SUPER T	CHK	O/S	\$453.60	
34527	05/19/2016	HIME PHOTOGRAPHY	CHK	CLR	\$450.00	
34774	06/29/2016	PROGRESSIVE WATER RESOURCES, L	CHK	O/S	\$450.00	
34733	06/17/2016	TEST GAUGE AND BACKFLOW SUPPLY	CHK	CLR	\$434.84	
34744	06/29/2016	BUSINESS CARD	CHK	O/S	\$431.26	
34532	05/19/2016	CENTURYLINK	CHK	CLR	\$415.53	
34525	05/19/2016	SARASOTA HERALD TRIBUNE	CHK	CLR	\$407.80	
34676	06/17/2016	KINGSWAY ACE HARDWARE	CHK	CLR	\$405.39	
34758	06/29/2016	MORGAN COLACONE	CHK	O/S	\$398.81	
34467	05/04/2016	EUROFINS EATON ANALYTICAL, INC.	CHK	CLR	\$395.00	
34685	06/17/2016	EUROFINS EATON ANALYTICAL, INC.	CHK	CLR	\$395.00	
34746	06/29/2016	EUROFINS EATON ANALYTICAL, INC.	CHK	O/S	\$395.00	
34771	06/29/2016	SHALINA ODEGARD	CHK	O/S	\$376.67	
34662	06/17/2016	PRO-CHEM INC.	CHK	CLR	\$370.66	
34631	06/02/2016	CRUMPTON WELDING SUPPLY	CHK	CLR	\$360.07	
34666	06/17/2016	DMS-FINANCIAL MGMT SERVICES	CHK	CLR	\$336.34	
34595	06/02/2016	HACH COMPANY	CHK	CLR	\$335.17	
34692	06/17/2016	CENTURYLINK	CHK	O/S	\$332.44	
34494	05/04/2016	MIKE COATES	CHK	CLR	\$315.00	
34747	06/29/2016	HERALD TRIBUNE	CHK	O/S	\$310.13	
34745	06/29/2016	MAILFINANCE	CHK	O/S	\$299.61	
34516	05/19/2016	WOMACK SANITATION INC.	CHK	CLR	\$298.00	
34735	06/17/2016	U.S. BANK EQUIPMENT FINANCE	CHK	O/S	\$288.96	
34652	06/02/2016	STRATEGIC PEST CONTROL OF SW FL	CHK	CLR	\$285.00	
34597	06/02/2016	UNITED STATES PLASTIC CORP.	CHK	CLR	\$280.61	
34453	05/04/2016	BOB DEAN SUPPLY INC	CHK	CLR	\$265.00	
34523	05/19/2016	HOME DEPOT	CHK	CLR	\$264.97	
34663	06/17/2016	BLUSITE SOLUTIONS OF SOUTHWEST	CHK	CLR	\$258.00	
34773	06/29/2016	DEX IMAGING	CHK	O/S	\$252.88	
34489	05/04/2016	JAN-PRO OF MANASOTA	CHK	CLR	\$249.00	
34713	06/17/2016	JAN-PRO OF MANASOTA	CHK	CLR	\$249.00	
34665	06/17/2016	CINTAS	CHK	CLR	\$244.51	
34743	06/29/2016	FEI-FT.MYERS WATERWORKS #127	CHK	O/S	\$221.60	
34579	05/19/2016	TRACTOR SUPPLY COMPANY	CHK	CLR	\$219.95	
34599	06/02/2016	HOME DEPOT	CHK	CLR	\$219.70	
34538	05/19/2016	AWWA	CHK	CLR	\$218.00	
34524	05/19/2016	4IMPRINT INC.	CHK	CLR	\$217.20	
34455	05/04/2016	ANIXTER INC.	CHK	CLR	\$216.40	
34553	05/19/2016	FRONTIER COMMUNICATIONS	CHK	CLR	\$214.99	
34711	06/17/2016	FRONTIER COMMUNICATIONS	CHK	CLR	\$214.99	
34606	06/02/2016	TRANSCAT, INC.	CHK	CLR	\$212.49	
34649	06/02/2016	RAINTREE IRRIGATION SERVICES	CHK	CLR	\$211.95	
34535	05/19/2016	ALL FLORIDA WATER-TAMPA	CHK	CLR	\$211.58	
34697	06/17/2016	ALL FLORIDA WATER-TAMPA	CHK	CLR	\$211.58	
34623	06/02/2016	AFFORDABLE CARTS LLC	CHK	CLR	\$205.00	
34728	06/17/2016	SUNCOAST BUSINESS TECHNOLOGIES	CHK	CLR	\$202.50	

PEACE RIVER MANASOTA REGIONAL WATER SUPPLY AUTHORITY

CHECK REGISTER: MAY & JUNE 2016

By Amount Largest to Smallest

Bank Code:	PUBLIC FUNDS INTEREST CHECKING		Current Balance:	\$3,804,518.79	
Document	Date	Payee Name / Description	Type	Status	Amount
34775	06/29/2016	RICHARD ANDERSON	CHK	O/S	\$200.00
34470	05/04/2016	TOTALFUNDS BY HASLER	CHK	CLR	\$200.00
34655	06/02/2016	TRACTOR SUPPLY COMPANY	CHK	CLR	\$199.99
34513	05/19/2016	DMS-FINANCIAL MGMT SERVICES	CHK	CLR	\$194.76
34653	06/02/2016	SARASOTA TROPHY & AWARDS INC.	CHK	CLR	\$191.00
34619	06/02/2016	USA BLUEBOOK	CHK	CLR	\$186.65
34678	06/17/2016	HOME DEPOT	CHK	CLR	\$182.34
34512	05/19/2016	CINTAS	CHK	CLR	\$181.24
34577	05/19/2016	SERVICWEAR APPAREL INC.	CHK	CLR	\$179.73
34587	06/02/2016	TRULY NOLEN BRANCH 079	CHK	CLR	\$178.00
34614	06/02/2016	ULINE	CHK	CLR	\$174.32
34707	06/17/2016	Doug Morton	CHK	O/S	\$172.84
34779	06/29/2016	SAMUEL STONE	CHK	O/S	\$164.84
34656	06/02/2016	UPS	CHK	CLR	\$164.52
34596	06/02/2016	KINGSWAY ACE HARDWARE	CHK	CLR	\$163.32
34607	06/02/2016	COLE-PARMER INSTRUMENT CO.	CHK	CLR	\$160.90
34522	05/19/2016	KINGSWAY ACE HARDWARE	CHK	CLR	\$153.44
34696	06/17/2016	ANN LEE	CHK	CLR	\$152.00
34769	06/29/2016	LINDA STEWART	CHK	O/S	\$151.11
34593	06/02/2016	PAGE MECHANICAL GROUP, INC.	CHK	CLR	\$150.00
34630	06/02/2016	CHARLOTTE PLUMBING K & BATH INC.	CHK	CLR	\$145.00
34456	05/04/2016	KINGSWAY ACE HARDWARE	CHK	CLR	\$142.56
34543	05/19/2016	BRIGHT FUTURE ELECTRIC	CHK	CLR	\$133.00
34549	05/19/2016	DOMINION EXTERMINATORS	CHK	CLR	\$130.00
34548	05/19/2016	DEPT OF BUSINESS & PROF. REGULAT	CHK	CLR	\$125.00
34699	06/17/2016	BATES FLAGS AND FLAGPOLES LLC	CHK	CLR	\$120.50
34780	06/29/2016	SARASOTA TROPHY & AWARDS INC.	CHK	O/S	\$105.50
34605	06/02/2016	SARASOTA HERALD TRIBUNE	CHK	CLR	\$96.25
34529	05/19/2016	SAM'S CLUB	CHK	CLR	\$89.20
34526	05/19/2016	COLE-PARMER INSTRUMENT CO.	CHK	CLR	\$88.91
34764	06/29/2016	FORDYCE RITZ	CHK	O/S	\$86.00
34783	06/29/2016	UPS	CHK	O/S	\$84.42
34624	06/02/2016	ADVANTAGE CARE INC.	CHK	CLR	\$80.00
34462	05/04/2016	SARASOTA HERALD TRIBUNE	CHK	CLR	\$79.75
34701	06/17/2016	BUREAU OF ELEVATOR SAFETY	CHK	O/S	\$75.00
34565	05/19/2016	PORT CHARLOTTE LOCK & KEY	CHK	CLR	\$70.00
34689	06/17/2016	SAM'S CLUB	CHK	CLR	\$55.42
34670	06/17/2016	FEDERAL EXPRESS	CHK	O/S	\$54.73
34760	06/29/2016	DESOTO CTY BRD OF CTY COMMISSIO	CHK	O/S	\$50.00
34450	05/04/2016	THE SUN	CHK	CLR	\$48.62
34705	06/17/2016	CHENANGO SUPPLY CO., INC.	CHK	CLR	\$45.92
34492	05/04/2016	LINDA BURKE	CHK	CLR	\$45.36
34569	05/19/2016	SUNSHINE STATE ONE CALL OF FL, IN	CHK	CLR	\$44.34
34724	06/17/2016	SUNSHINE STATE ONE CALL OF FL, IN	CHK	CLR	\$44.34
34580	05/19/2016	UPS	CHK	CLR	\$40.96
34452	05/04/2016	FISHER SCIENTIFIC	CHK	CLR	\$40.82
34694	06/17/2016	ADVANTAGE CARE INC.	CHK	O/S	\$40.00
34698	06/17/2016	BILL'S BOTTLED WATER SERVI CE	CHK	CLR	\$32.25
34621	06/02/2016	FLORIDA DEPARTMENT OF STATE	CHK	CLR	\$29.12
34541	05/19/2016	BILL'S BOTTLED WATER SERVI CE	CHK	CLR	\$27.00
34576	05/19/2016	THE SHIPPING POST	CHK	CLR	\$25.97
34651	06/02/2016	THE SHIPPING POST	CHK	CLR	\$25.97
34686	06/17/2016	NATIONWIDE RETIREMENT SOLUTION	CHK	CLR	\$25.00
34591	06/02/2016	FEDERAL EXPRESS	CHK	CLR	\$22.73
34740	06/29/2016	FEDERAL EXPRESS	CHK	O/S	\$21.01

PEACE RIVER MANASOTA REGIONAL WATER SUPPLY AUTHORITY

CHECK REGISTER: MAY & JUNE 2016

By Amount Largest to Smallest

Bank Code:	PUBLIC FUNDS INTEREST CHECKING	Current Balance:	\$3,804,518.79		
Document	Date	Payee Name / Description	Type	Status	Amount
34671	06/17/2016	AIRGAS USA, LLC	CHK	CLR	\$20.13
34592	06/02/2016	AIRGAS USA, LLC	CHK	CLR	\$19.80
34487	05/04/2016	FLORIDA POWER & LIGHT COMPANY	CHK	CLR	\$16.47
34451	05/04/2016	FEDERAL EXPRESS	CHK	CLR	\$11.61
34738	06/29/2016	DMS-FINANCIAL MGMT SERVICES	CHK	O/S	\$10.02
34647	06/02/2016	DEX IMAGING	CHK	CLR	\$8.00
34515	05/19/2016	FEDERAL EXPRESS	CHK	CLR	\$7.17
34709	06/17/2016	FLORIDA DEPT OF TRANSPORTATION	CHK	O/S	\$7.09
34668	06/17/2016	ALLIED UNIVERSAL CORP	CHK	VOID	\$0.00
34566	05/19/2016	C & S CHEMICALS INC.	CHK	VOID	\$0.00
34567	05/19/2016	C & S CHEMICALS INC.	CHK	VOID	\$0.00
34719	06/17/2016	C & S CHEMICALS INC.	CHK	VOID	\$0.00
34720	06/17/2016	C & S CHEMICALS INC.	CHK	VOID	\$0.00
34721	06/17/2016	C & S CHEMICALS INC.	CHK	VOID	\$0.00
Check Total					\$3,564,890.97

PEACE RIVER MANASOTA REGIONAL WATER SUPPLY AUTHORITY
CHECK REGISTER: MAY & JUNE 2016

Bank Code:	CONSTRUCTION CHECKING	Current Balance:	\$544,747.23
-------------------	-----------------------	-------------------------	--------------

Document Number	Date	Payee Name / Description	Type	Status	Amount
2299	05/11/2016	RTD CONSTRUCTION INC.	CHK	CLR	\$906,725.34
2300	06/03/2016	KING ENGINEERING ASSOCIATES INC	CHK	CLR	\$23,814.37
2301	06/17/2016	KING ENGINEERING ASSOCIATES INC	CHK	CLR	\$33,900.00
Check Total					\$964,439.71

PEACE RIVER MANASOTA REGIONAL WATER SUPPLY AUTHORITY

CHECK REGISTER: MAY & JUNE 2016

Alphabetically by Vendor

Bank Code: CONSTRUCTION CHECKING **Current Balance:** \$544,747.23

Document Number	Date	Payee Name / Description	Type	Status	Amount
2300	06/03/2016	KING ENGINEERING ASSOCIATES INC	CHK	CLR	\$23,814.37
2301	06/17/2016	KING ENGINEERING ASSOCIATES INC	CHK	CLR	\$33,900.00
2299	05/11/2016	RTD CONSTRUCTION INC.	CHK	CLR	\$906,725.34
Check Total					\$964,439.71

PEACE RIVER MANASOTA REGIONAL WATER SUPPLY AUTHORITY

CHECK REGISTER: MAY & JUNE 2016

By Amount Largest to Smallest

Bank Code: CONSTRUCTION CHECKING Current Balance: \$544,747.23

Document Number	Date	Payee Name / Description	Type	Status	Amount
2299	05/11/2016	RTD CONSTRUCTION INC.	CHK	CLR	\$906,725.34
2301	06/17/2016	KING ENGINEERING ASSOCIATES INC	CHK	CLR	\$33,900.00
2300	06/03/2016	KING ENGINEERING ASSOCIATES INC	CHK	CLR	\$23,814.37
Check Total					\$964,439.71

***PEACE RIVER MANASOTA REGIONAL WATER SUPPLY AUTHORITY
BOARD OF DIRECTORS MEETING
July 28, 2016***

**ROUTINE STATUS REPORTS
ITEM 3**

Regional Integrated Loop System Phase 1 Interconnect [U.S. 17 to Punta Gorda]

Project Status Report

Project: Regional Integrated Loop System Phase 1 Interconnect Pipeline Project
[U.S. 17 to Punta Gorda]

Date: July 28, 2016

Prepared by: Ford Ritz, P.E., Project Engineer

The following information summarizes the project description and current status. (see attached conceptual pipe route map).

Project Description

The Phase 1 Interconnect will provide a plant-to-plant connection between the Peace River Facility in DeSoto County with the Punta Gorda Shell Creek Water Treatment Plant in Charlotte County. The project will support the City in meeting drinking water quality requirements through blending with regional supply, provide back-up water supply to the DeSoto County system, and improve regional and local water supply system reliability. The project is envisioned to deliver up to 4-million gallons per day (mgd) of regional finished water from the to the City's Shell Creek WTP and to receive up to 2-mgd from the City Shell Creek WTP.

The estimated project cost is \$12-million. The design and construction schedule is estimated to be 30 to 36 months from start to finish.

The project scope includes:

- Approximately 6.3 miles of a minimum of 24-inch diameter pipeline
- Directional drill or open cut crossing of Shell Creek (evaluated during design)
- Metering/SCADA and telemetry at connection facilities
- Need for pumping and storage facilities (evaluated during design)
- Conceptual route(s) (evaluated during design).

In 2006 the Authority completed a Regional Integrated Loop System Feasibility/Routing Study for proposed Regional Transmission Mains including the Phase 1 Interconnect. As currently envisioned, per the 2006 Recommended Route, the Phase 1 Interconnect begins at the terminus of the regional system's DeSoto Regional Transmission Main on U.S. 17 at the DeSoto/Charlotte County line, continues south along U.S. 17, east and south along Washington Loop Road, along an abandoned railroad corridor, and across Shell Creek to the City's Shell Creek WTP. Refer to the attached conceptual route map.

Current status

The Phase 1 Interconnect was Board approved for Design by King Engineering Associates, Inc. on February 25, 2016. The Notice-to-Proceed for Work Order 1- Preliminary Design Services/Basis of Design Report was issued to King on March 5, 2016. The Project Kick Off Meeting was held on March 15, 2016. This period a Project Progress Meeting was held on June 23, 2016. Currently King is identifying and evaluating potential pipeline routes, alternate construction methods for crossing Shell Creek, and developing preliminary design requirements.

Project History Briefing

Project: Regional Integrated Loop System Phase 1 Interconnect Pipeline Project
[U.S. 17 to Punta Gorda]

Date: July 28, 2016

Prepared by: Ford Ritz, P.E., Project Engineer

The following information summarizes the historical milestones and events of the Regional Integrated Loop System Phase 1 Interconnect.

- July 24, 2015 The Authority Advertised for Consultant Statement of Qualifications (SOQs) for engineering design and construction management services for the Phase 1 Regional Interconnect Pipeline Project.
- August 25, 2015 Deadline for consultant SOQ package. Five SOQ packages were timely received by the following:
 - Atkins North America, Inc.
 - Johnson Engineering, Inc.
 - Kimley Horn and Associates, Inc.
 - King Engineering Associates, Inc.
 - TKW Consulting Engineers, Inc.
- August 28, 2015 Electronic Copies of the SOQ Packages were distributed to member and customer utility directors and the SWFWMD for feedback or comments. Feedback was requested by September 14, 2015.
- Sept. 22, 2015 A short list of three Consultants were listed in alphabetical order and posted on the Authority Web Site.
 - Atkins North America, Inc.
 - King Engineering Associates, Inc.
 - TKW Consulting Engineers, Inc.
- October 7, 2015 Short listed consultants gave their presentations and were interviewed by the Authority Board. King Engineering Associates, Inc. was selected by the Board for the Phase 1 Project.
- December 2, 2015 The Authority Board approved the Interlocal Agreement for the Phase 1 Regional Interconnect Between the PRMRWSA and the City of Punta Gorda.

- December 2, 2015 The Consent Request for approval of the Authority/Punta Gorda Phase 1 Interconnect Project was submitted to the Charlotte County Board of County Commissioners.
- February 23, 2016 Charlotte County Board of County Commissioners granted Consent for the Phase 1 Interconnect Project.
- February 25, 2016 The Authority Board (Special Board Meeting) Approved the following:
 - The Interlocal Agreement between PRMRWSA and DeSoto County for the Phase 1 Regional Interconnect.
 - The Cooperative Funding Agreement between the SWFWMD and PRMRWSA for the Phase 1 Regional Interconnect for a total of \$12 million. Subdivided into Punta Gorda payment of \$2 million, State Appropriations of \$4 million and SWFWMD Cooperative Funding of \$6 million.
 - The Contract for Professional Engineering Services for Design and Construction Management/Inspection for the Phase 1 Regional Interconnect with King Engineering Associates, Inc. King).
 - Work Order No. 1 for Preliminary Design Services of Phase 1 with King in the amount of \$278,760. The effort for completion of Work Order 1 is 180- calendar days from the Notice-to-Proceed date.
- March 5, 2016 Pending execution of the Cooperative Funding Agreement between the SWFWMD and PRMRWSA for the Phase 1 Regional Interconnect the Notice-to-Proceed was issued to King for Work Order 1, Preliminary Design Services.
- March 15, 2016 The Phase 1 Interconnect kickoff meeting was held at the Peace River Facility. The meeting was attended by Authority staff, SWFWMD, King and the City of Punta Gorda.
- April/May 2016 On April 18, 2016, a Coordination Meeting was held with Florida Power and Light, regarding Easements/ROW on potential project Routes. The meeting was attended by King, Authority, and FPL.

On April 28, 2016, a Project Progress Meeting held. The meeting was attended by the Desoto County, SWFWMD, King and Authority staff.

Items discussed included:

1. Status of Preliminary Engineering Effort
2. Project Metering and SCADA requirements
3. Operations of Project Prairie by Desoto County
4. Status of Route Evaluations
5. Schedule for BODR

On May 10, 2016, a Project Progress meeting was held with the Desoto County at the South Booster Station/Project Prairie site. The meeting was attended by Desoto County, King, and Authority staff. The group toured the site including the pump building, yard piping routes, and meter assemblies. Desoto County described how water flow is control at the Booster Station. Phase 1 yard piping, meters and telemetry alternatives as well as potential site locations for new meter assemblies were discussed.

Also on May 10, 2016 a Project Progress meeting was held with Punta Gorda at the Shell Creek Water Treatment Plant. The meeting was attended by Punta Gorda, King and Authority staff. Phase 1 connection points at the Plant, metering, and telemetry were discussed. Coordination between the Phase 1 and the City's RO Plant construction schedules were also discussed. The group toured the Shell Creek reservoir and dam. King explained alternate construction methods for crossing Shell Creek that are being evaluated. The City plans to implement and operate Phase 1 flow control set points similar to the current Phase 1A flow control scheme.

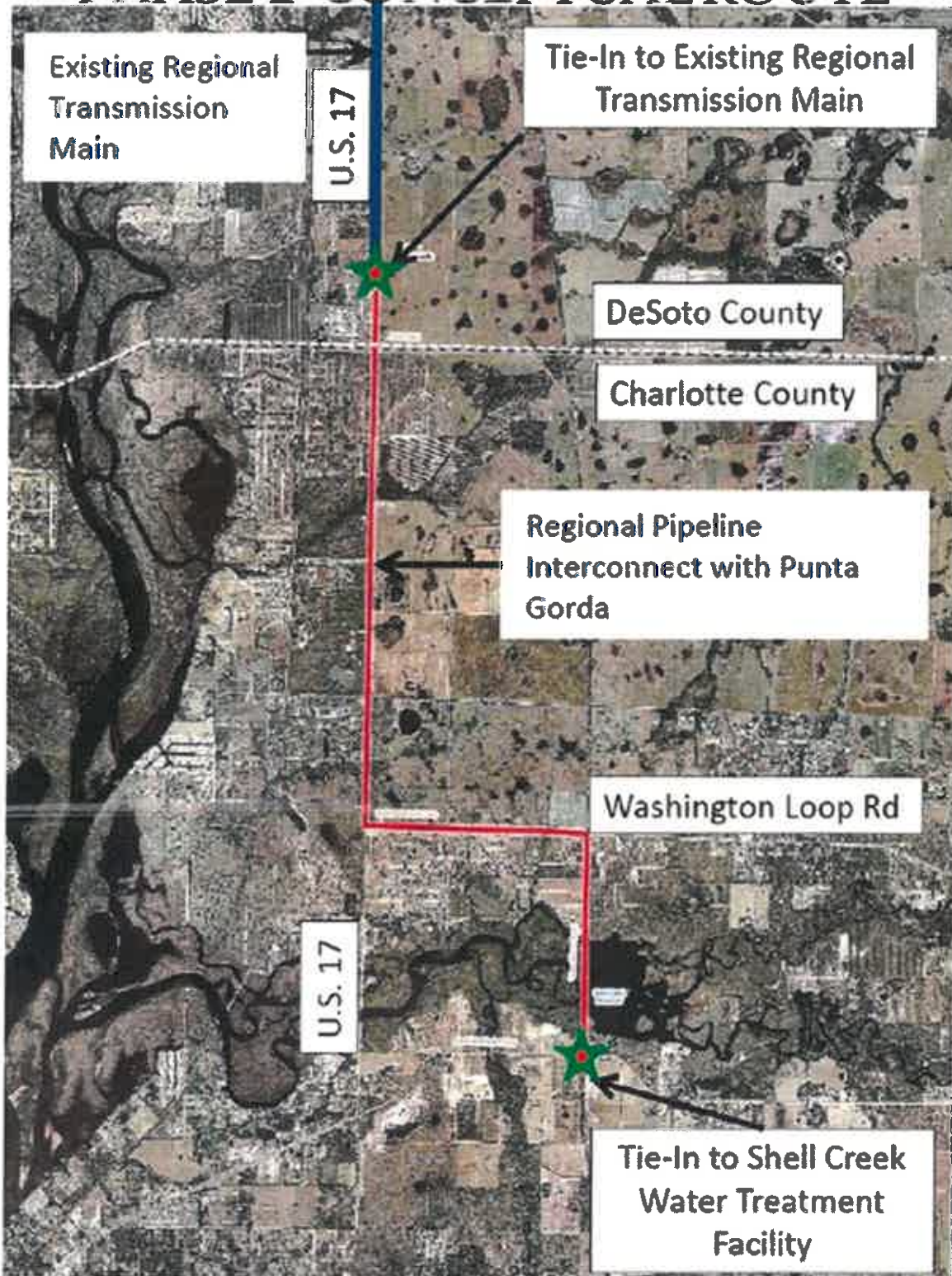
- June/July 2016

On June 23, 2016, a Project Progress Meeting was held. The meeting was attended by the City of Punta Gorda, Desoto County, SWFWMD, King and Authority staff. Items discussed included:

1. Status of Preliminary Engineering Effort
2. Pipeline Hydraulics, including City, and County demands and delivery points. An interim connection at Shell Creek was discussed since the Phase 1 Interconnect is scheduled to be completed prior to the Shell Creek RO Facility.
3. Status of Route Evaluations; discussions focused on Phase 1 Interconnect Routes evaluated in the 2006 Routing Study (4-Routes) and a new Route 5, per King.
4. Discussions/concerns regarding the Hendrickson Dam embankments, including embankment geotechnical issues that occurred during the 2009 Dam Improvements Project.
5. Pros and cons for pipe crossing methods/locations @ Shell Creek.
6. Land Requirements for the new Route 5 (west of the Hendrickson Dam) adjacent to the FPL ROW.

7. Next period King will complete the Route Evaluation which is includes re-evaluation of 4-routes from the 2006 Regional Integrated Loop System Feasibility/Routing Study and Route-5 per King.
8. A Public Meeting for the Phase 1 Interconnect will be schedule in early August.
9. Development of the Basis of Design Report by King is on schedule and on budget.

PHASE 1 CONCEPTUAL ROUTE



***PEACE RIVER MANASOTA REGIONAL WATER SUPPLY AUTHORITY
BOARD OF DIRECTORS MEETING
July 28, 2016***

**ROUTINE STATUS REPORTS
ITEM 4**

Regional Integrated Loop System Phase 3B Interconnect [S.R. 681 to Clark Road]

Project History Briefing

Project: Phase 3B Regional Interconnect Pipeline Project

Date: July 28, 2016

Prepared by: Kevin Morris - Science and Technology Officer

The following information summarizes the historical milestones and events of the Phase 3B Regional Interconnect Pipeline Project.

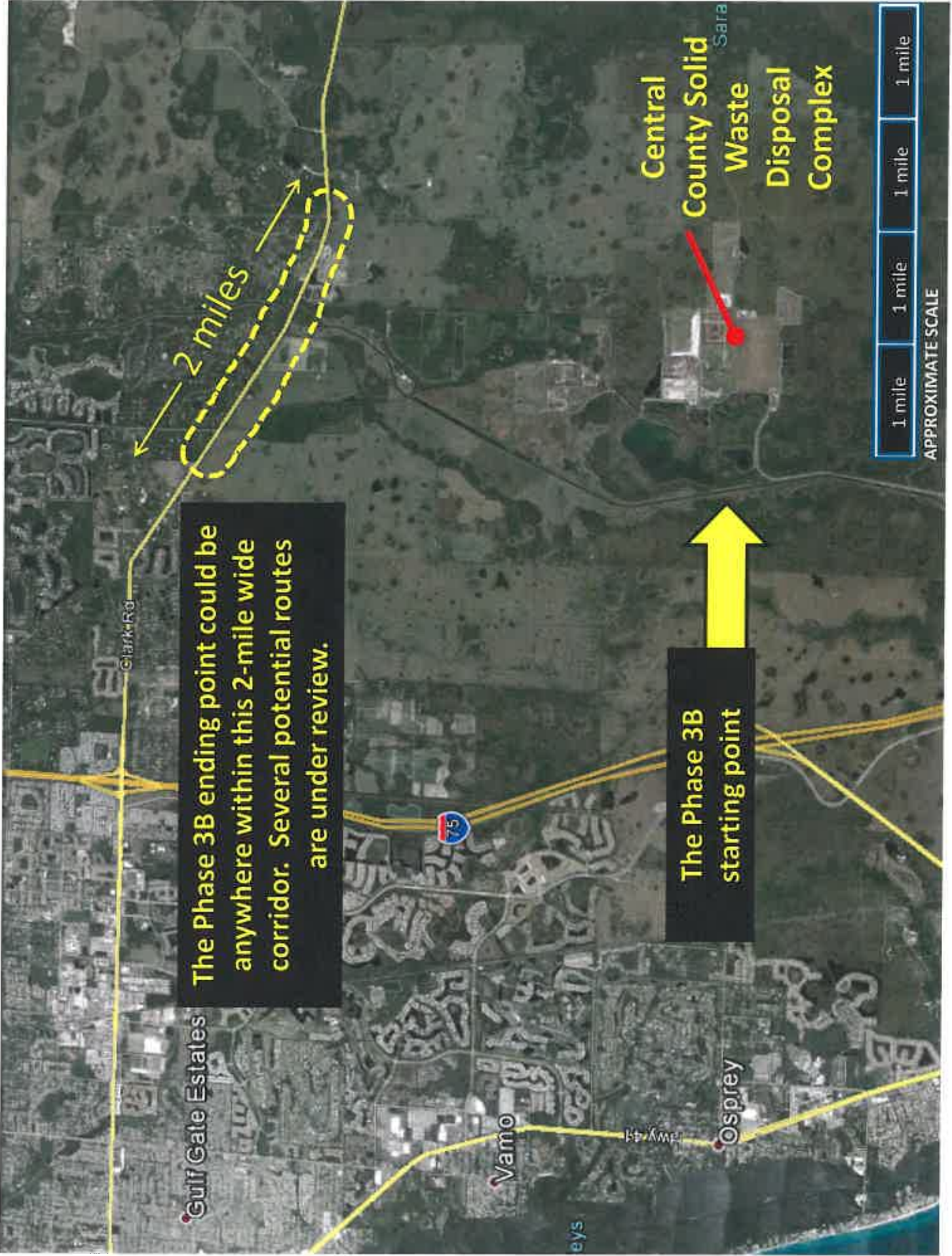
- July 24, 2015 The Authority advertised for Consultant SOQ Packages for engineering design and construction management services for the Phase 3B Regional Interconnect Pipeline Project.
- August 5, 2015 The Authority Board of Directors approved the Southwest Florida Water Management District cooperative funding request for the project "Phase 3B Regional Interconnect Pipeline Project for an estimate project cost of \$26,970,000.
- August 25, 2015 Consultant SOQ Packages were due. A total of five packages were timely received from the firms identified in alphabetical order as follows: Atkins North America Inc, Black & Veatch Inc, HDR Engineering Inc, King Engineering Associates Inc and Stantec Consulting Services Inc.
- August 28, 2015 Distributed electronic copies of the SOQ packages to member and customer Utility Directors for feedback or comments. Feedback requested by September 14, 2015.
- September 22, 2015 Following review of the SOQ packages and in accordance with the Authority's Procurement Policy a short-list of three top candidates was developed and included: HDR Engineering Inc, Inc, King Engineering Associates Inc and Stantec Consulting Services Inc.
- October 7, 2015 The Authority Board listened to presentations from the shortlisted firms (HDR Engineering Inc, Inc, King Engineering Associates Inc and Stantec Consulting Services Inc). The Board ranked the consultants to establish the order-of-preference, with King Engineering Associates Inc selected as the top-ranked firm.
- December 2, 2015 The Board approved a contract with King Engineering Associates Inc for Professional Engineering Design and Construction

Management/Inspection Services for the Phase 3B Regional Interconnect Project.

- December 2, 2015 The Board approved Work Order No. 1 'Phase 3B Interconnect Preliminary Design Services' for \$397,958 which included \$25,000 of contingency funding with the stipulation that work not be commenced until a letter of funding commitment had been received from Sarasota County for the cost. Work Order No. 1 included evaluation of up to five (5) major pipeline corridor routes between the existing terminus of Phase 3A at 681 northward to Clark Road. This work included efforts to coordinate with multiple Sarasota County Departments for future planning and infrastructure work in this area. The work included modeling of flows and pressures and will result in a recommendation for pipeline diameter, a route, a possible pumping station location and estimated construction cost. This effort was planned to be completed within 270 calendar days.
- January 26, 2016 Sarasota County Board of County Commissioners approved a letter of funding commitment for the entirety of the cost of Work Order No. 1 at \$397,958 should the out-of-cycle funding request to the Water Management District to cover part of Work Order No. 1 be denied.
- January 28, 2016 Authority Board approves out-of-cycle funding request to the Water Management District for the project
- February 3, 2016 Authority staff sends a letter requesting out-of-cycle funding for the project to the Water Management District.
- February 3, 2016 Authority staff issue Notice-to-Proceed to King Engineering Associates Inc for the project. It is noted that this approximately 2 month's post Board-award of the Contract Work Order No. 1. This delay is considered unavoidable as the Authority Board clearly indicated work should not commence until funding was assured. Authority staff not this delay could not be avoided and will be considered if the work under Work Order No. 1 should run into difficulty meeting its original 270 calendar day schedule for completion.
- February 17, 2016 Project kickoff meeting was conducted at the Sarasota County BOB Building including staff from Sarasota County, King Engineering Associates Inc., Southwest Florida Water Management District and the Authority. A significant amount of planning information was delivered to the team by Sarasota County staff.

- February 25, 2016 Draft of Interlocal Agreement as required by the MWSC for the Phase 3B Regional Interconnect Project between the Authority and Sarasota County distributed to key County staff for review and comment.
- February 29, 2016 Project meeting conducted with Sarasota County Utilities Water System staff at the Sarasota County BOB Building including staff from Sarasota County, King Engineering Associates Inc. Southwest Florida Water Management District and the Authority. Items discussed at the meeting were County expectations concerning delivery pressure and disaggregation of future water demands. County staff also related their intended operational protocols for the new project and provided feedback on preliminary pipeline routes.
- March 14, 2016 Project meeting conducted with Manatee County staff at the Manatee County Utilities Operation Division facility on west Cortez Road. Participants included staff from Manatee County, King Engineering Associates Inc. Southwest Florida Water Management District and the Authority. Items discussed included location of existing Manatee County water mains near the county line, planning for future water mains and expectations regarding emergency supply interconnection and routine water transfers in large mains that may be needed to keep water mains from becoming stagnant.
- March 25, 2016 Project meeting with Sarasota County Utilities Water, Solid Waste and Stormwater System staff at the Sarasota County BOB Building including staff from Sarasota County, King Engineering Associates Inc. Southwest Florida Water Management District and the Authority. The team discussed constraints in the area of the Sarasota County Landfill and Dona Bay project areas including the alternate landfill access route along Knights Trail Road, planned roadway improvements in the area and the need for the landfill and Dona Bay projects to collaborate on significant earth movement projects over the next several decades and how this might impact some of the pipeline routes.
- April 8, 2016 Project meeting with Sarasota County Utilities, Planning and Transportation Department staff at the Sarasota County BOB Building including staff from Sarasota County, King Engineering Associates Inc., the Southwest Florida Water Management District and the Authority. The group discussed planned roadway developments in the project area over the next several years.

- April 18, 2016 Project meeting with Florida Power and Light (FP&L) including staff from King Engineering Associates Inc. and the Authority at the FP&L Hammock Place Substation Operations Center in Sarasota. The group discussed co-locating water lines within or proximate to existing power transmission corridors for the Phase 3B as well as Phase 1 regional interconnect pipeline projects.
- June 20, 2016 Project meeting with Sarasota County staff including staff from King Engineering Associates Inc., the Authority and SWFWMD staff at Sarasota County BOB building. The group discussed potential pipeline corridors and the project team elicited County input on suitability of corridors north of SR 72 (Clark Road). Although the Phase 3B project does not currently extend northward of Clark road at this time, where Phase 3B gets installed will greatly influence the routing for future Phase 3C anticipated sometime after the year 2022. County staff expressed a preference for routes further east, away from existing development where there are fewer existing encumbrances. Many of the eastward routes under consideration also would likely involve lower land acquisition costs since the County owns much of the land along those potential routes. The Project team also discussed conceptual level costs.
- June 21, 2016 Amendment No. 1 was issued to King Engineering for Work Order No. 1 to fund an effort behind identifying potential parcels for a Phase 3C pump station in the vicinity of Fruitville and Lorraine Roads. Although this pump station will not be constructed as a part of Phase 3B, it was deemed prudent to start the search activity now while vacant, undeveloped lands were still available in that region. This effort will only identify suitably sized parcels, it does not include contacting landowners to assess their willingness to sell not real estate negotiations. This work was funded using \$24,849 of the Owner's Contingency Allowance.



The Phase 3B ending point could be anywhere within this 2-mile wide corridor. Several potential routes are under review.

The Phase 3B starting point

Central County Solid Waste Disposal Complex

1 mile 1 mile 1 mile

APPROXIMATE SCALE

PEACE RIVER MANASOTA REGIONAL WATER SUPPLY AUTHORITY
BOARD OF DIRECTORS MEETING
July 28, 2016

ROUTINE STATUS REPORTS
ITEM 5

Partially Treated Water Aquifer Storage and Recovery Project

Project Status Report

Project: Partially Treated Water Aquifer Storage and Recovery

Date: July 28, 2016

Prepared by: Mike Coates, P.G., Deputy Director

Project Description

The Authority's Aquifer Storage and Recovery (ASR) System includes 21 ASR production wells with a design storage capacity of 6.3 BG. While this system is a critical storage component for the Peace River Facilities, it is operationally expensive. Water in ASR is fully treated twice to drinking water standards; first on injection in accordance with our existing operations permit for ASR; and again on recovery as water recovered from ASR is discharged to the raw water reservoir system because of naturally occurring arsenic picked up during storage in the limestone aquifer. Operationally this makes water from ASR twice as expensive as water from the raw water reservoir system.

Converting to a partially treated (minimal filtration and possibly disinfection prior to injection) ASR system has the potential to offer considerable cost savings, improve ASR recovery efficiency, and may also provide opportunities to obtain credit for over-recharging the Floridan Aquifer in the Southern Water Use Caution Area. The project is expected to involve multiple steps including:

- Modification of the existing ASR permit to allow pilot testing the partially treated ASR concept on two existing ASR production wells.
- Conducting the pilot testing, evaluating results, and re-evaluating costs for the system.
- If results are favorable the ASR system would be re-permitting to enable use of partially treated water for recharging the system.
- New pumping facilities would be constructed adjacent to Reservoir 1 to support ASR recharge.

Current status

The preliminary study on partially treated water ASR was completed in March 24, 2016 and presented to the Authority Board on April 6, 2016. On April 29, 2016 Authority and CH2M staff met with and discussed the new ASR concept with the FDEP staff in Tallahassee. Based on those discussions a permit application is being prepared requesting modification of the existing ASR operations permit to enable pilot testing of partially treated water at two wells in ASR wellfield 2. Authority and CH2M staff met on June 27, 2016 to review the draft permit application. Target date for submittal of the application to the FDEP is late this month

Project History Briefing

Project: Partially Treated Water Aquifer Storage and Recovery

Date: July 28, 2016

Prepared by: Mike Coates, P.G., Deputy Director

The following information summarizes the historical milestones and key events of the Partially Treated ASR Project.

- October 2015 Executed Work Order 15-02 with CH2M for Partially Treated ASR Desk-Top Study October 9, 2015.
- March 2016 Desk-top study completed March 24, 2016. Recommends pilot testing partially treated concept. If pilot testing is successful, study indicates potential savings of \$334K to \$394K per year for partially treated system compared with current system. Requires new \$7.5M pumping facilities near Reservoir 1 for recharging ASR.
- April 2016 Presentation of partially treated ASR concept to Authority Board April 6, 2016. Recommended scheduling meeting with FDEP in Tallahassee to discuss concept, permit modification and pilot testing. Met with FDEP staff in Tallahassee April 29, 2016 to discuss partially treated water ASR at the Peace River Facility. Recommendation from meeting is to apply for ASR permit modification enabling pilot testing.
- May 2016 Began preparing application to modify ASR permit to allow pilot testing of partially treated ASR concept on two wells in wellfield 2. Authority staff collecting water quality data to support permit modification application.
- June 2016 Authority staff continued collecting water quality data to support permit application. Authority and CH2M staff met June 28, 2016 to review draft permit application for pilot testing of partially treated water storage in two wells in ASR Wellfield 2. Target for submittal of application to FDEP is late July.